



US00D605386S

(12) **United States Design Patent**  
**Cole**

(10) **Patent No.:** **US D605,386 S**  
(45) **Date of Patent:** **\*\* Dec. 8, 2009**

(54) **SHOE UPPER**

(76) Inventor: **Justin Mark Cole**, 5 Orestes Mews,  
Aldred Road, London NW6 1AP (GB)

(\*\*) Term: **14 Years**

(21) Appl. No.: **29/304,018**

(22) Filed: **Feb. 22, 2008**

(30) **Foreign Application Priority Data**

Aug. 30, 2007 (GB) ..... 4004163

(51) **LOC (9) Cl.** ..... **02-99**

(52) **U.S. Cl.** ..... **D2/969; D2/897; D2/923**

(58) **Field of Classification Search** ..... D2/896,  
D2/897, 900, 902, 907, 908, 923-942, 969,  
D2/971; 36/83, 113, 114, 126-131, 45-49  
See application file for complete search history.

(56) **References Cited**

**U.S. PATENT DOCUMENTS**

D65,716 S \* 9/1924 Zinstein ..... D2/939

D116,059 S \* 8/1939 Simonetti ..... D2/929  
D176,066 S \* 11/1955 Evins ..... D2/969  
D181,279 S \* 10/1957 Evins ..... D2/929  
D447,858 S \* 9/2001 Matis et al. .... D2/969  
D577,889 S \* 10/2008 Andersen et al. .... D2/969

\* cited by examiner

*Primary Examiner*—Dominic Simone

(74) *Attorney, Agent, or Firm*—Lowe Hauptman Ham & Berner, LLP

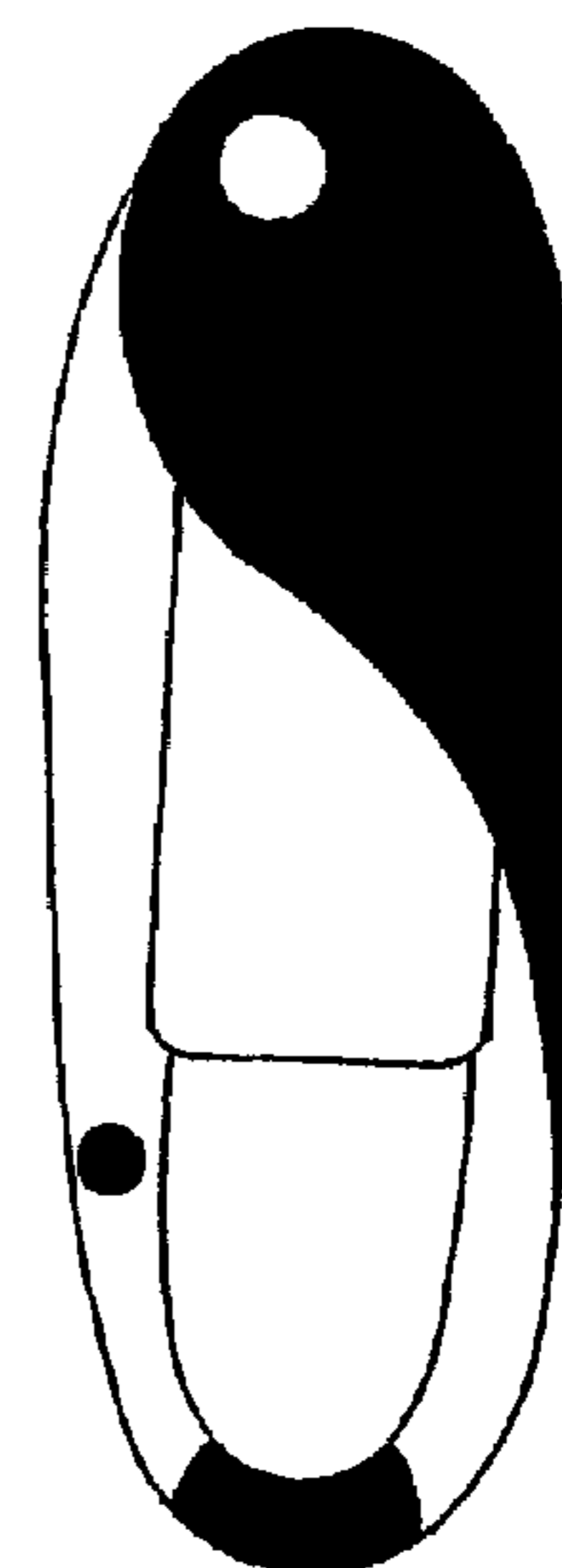

(57) **CLAIM**

The ornamental design for a shoe upper, as shown and described.

**DESCRIPTION**

FIG. 1 is an outside perspective view of a shoe upper;  
FIG. 2 is a top view of the shoe upper;  
FIG. 3 is an inside perspective view of the shoe upper; and,  
FIG. 4 is a back view of the shoes upper.

**1 Claim, 2 Drawing Sheets**






FIG. 1

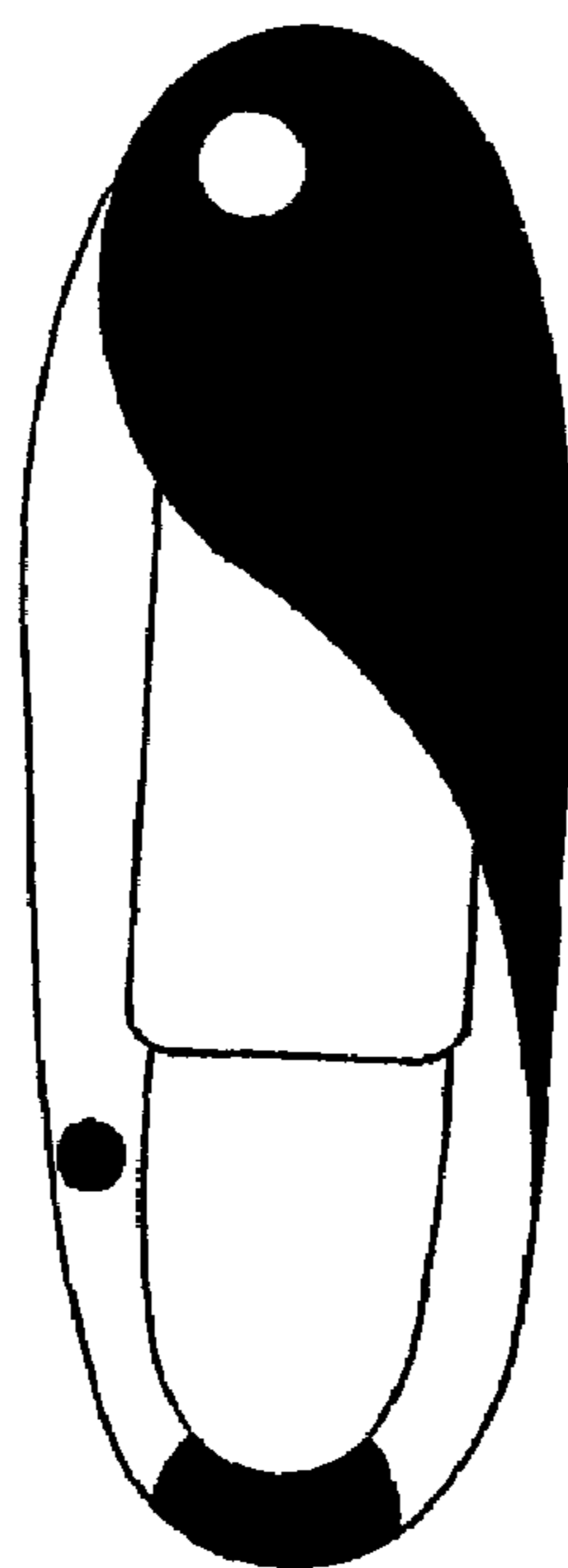


FIG. 2




FIG. 3

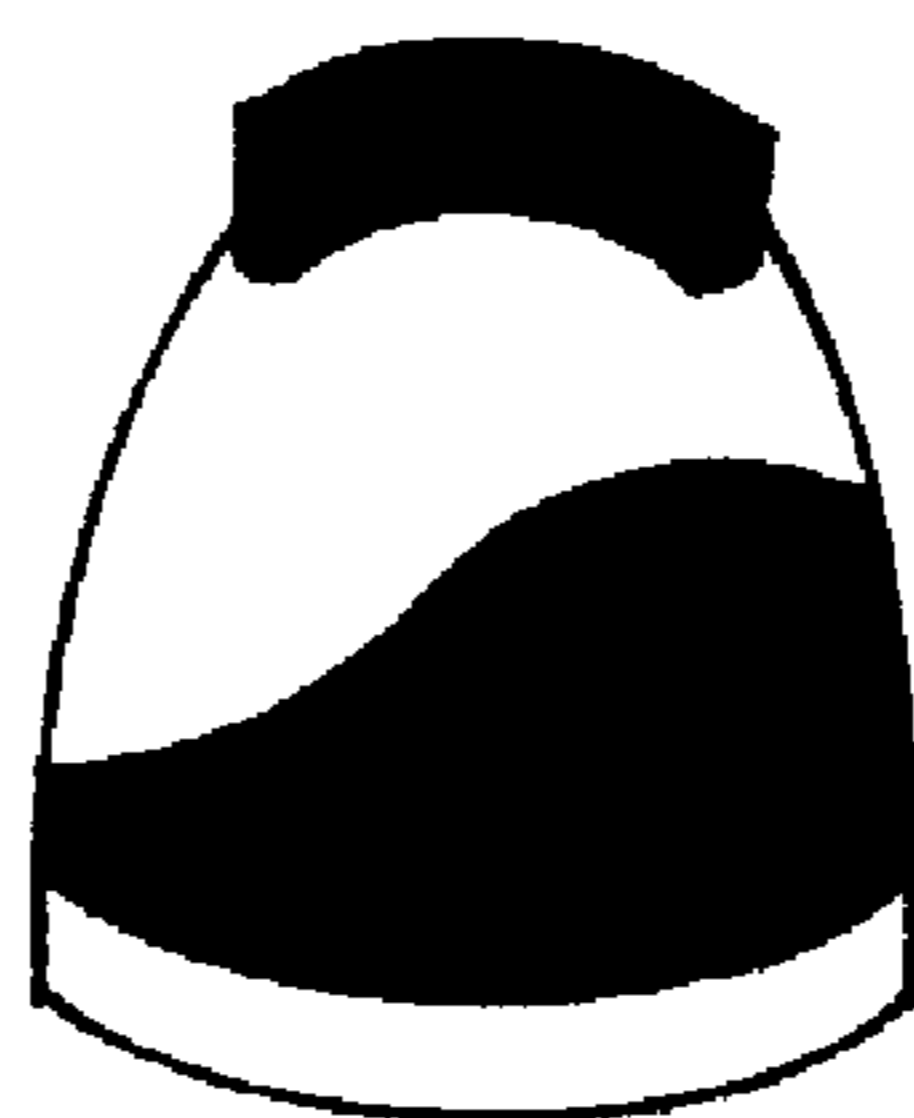


FIG. 4