



US00D605385S

(12) **United States Design Patent**  
**Andersen et al.**

(10) **Patent No.:** **US D605,385 S**

(45) **Date of Patent:** **\*\* Dec. 8, 2009**

(54) **FOOTWEAR SOLE**

(75) Inventors: **Deborah H. Andersen**, Prevost (CA);  
**Martin W. F. Dean**, St. Albans (GB);  
**Grant A. Urie**, Shelburne, VT (US)

(73) Assignee: **Wolverine World Wide, Inc.**, Rockford,  
MI (US)

(\*\*) Term: **14 Years**

(21) Appl. No.: **29/336,658**

(22) Filed: **May 7, 2009**

(51) **LOC (9) Cl.** ..... **02-04**

(52) **U.S. Cl.** ..... **D2/960; D2/951; D2/953**

(58) **Field of Classification Search** ..... D2/947,  
D2/951, 952, 953, 957, 959, 960; 36/3 B,  
36/22 R, 24.5, 25 R, 67 A, 59 C, 103  
See application file for complete search history.

(56) **References Cited**

**U.S. PATENT DOCUMENTS**

|              |         |                   |       |        |
|--------------|---------|-------------------|-------|--------|
| D308,904 S * | 7/1990  | Diaz et al.       | ..... | D2/953 |
| D324,448 S * | 3/1992  | Blissett          | ..... | D2/953 |
| D337,427 S * | 7/1993  | Tonkel            | ..... | D2/953 |
| D348,558 S * | 7/1994  | Saez              | ..... | D2/956 |
| D366,354 S * | 1/1996  | Yoshikawa et al.  | ..... | D2/953 |
| D394,946 S * | 6/1998  | Gaudio            | ..... | D2/960 |
| D400,347 S * | 11/1998 | Gaudio            | ..... | D2/960 |
| D407,892 S * | 4/1999  | Gaudio            | ..... | D2/960 |
| D411,910 S * | 7/1999  | Cessor            | ..... | D2/953 |
| D412,050 S * | 7/1999  | Chassaing         | ..... | D2/953 |
| D429,552 S * | 8/2000  | Kern              | ..... | D2/953 |
| D433,790 S * | 11/2000 | Oliver            | ..... | D2/957 |
| D440,748 S * | 4/2001  | Morgan            | ..... | D2/957 |
| D458,010 S * | 6/2002  | Della Valle       | ..... | D2/953 |
| D474,880 S * | 5/2003  | Cintron           | ..... | D2/960 |
| D481,526 S   | 11/2003 | Matis et al.      | ..... |        |
| D493,952 S * | 8/2004  | Mitchell          | ..... | D2/960 |
| D496,779 S   | 10/2004 | Belley et al.     | ..... |        |
| D547,035 S   | 7/2007  | Belley et al.     | ..... |        |
| D550,431 S * | 9/2007  | Schoenborn et al. | ..... | D2/952 |
| D550,438 S * | 9/2007  | Ades              | ..... | D2/955 |

|              |         |           |       |        |
|--------------|---------|-----------|-------|--------|
| D580,139 S * | 11/2008 | McClaskie | ..... | D2/953 |
| D586,994 S * | 2/2009  | Chang     | ..... | D2/959 |
| D590,586 S * | 4/2009  | Harlow    | ..... | D2/960 |

**OTHER PUBLICATIONS**

- 1997 CAT Footwear Catalog, p. 37.
- Merrell Sandals Spring, Summer 1996, p. 4.
- 1998 Hy-Test Catalog, p. 69.
- Spring 2000 Merrell Performance Footwear Catalog, p. 41.
- Harley Davidson 2000 Catalog, p. 33.
- Patagonia Spring 2007, p. 18.
- CAT Winter 2007, p. 3.
- Hyttest 2007, p. 73.
- Bates 2007, p. 20.
- Wolverine 2000, Rubber Section, p. 1.
- CAT 2008 Footwear Catalog, pp. 10-11.

\* cited by examiner

*Primary Examiner*—Celia A Murphy

(74) *Attorney, Agent, or Firm*—Warner Norcross & Judd LLP

(57) **CLAIM**

The ornamental design for footwear sole, as shown and described.

**DESCRIPTION**

FIG. 1 is a perspective view of the footwear sole embodying the new design;

FIG. 2 is a bottom view thereof;

FIG. 3 is a right side view thereof;


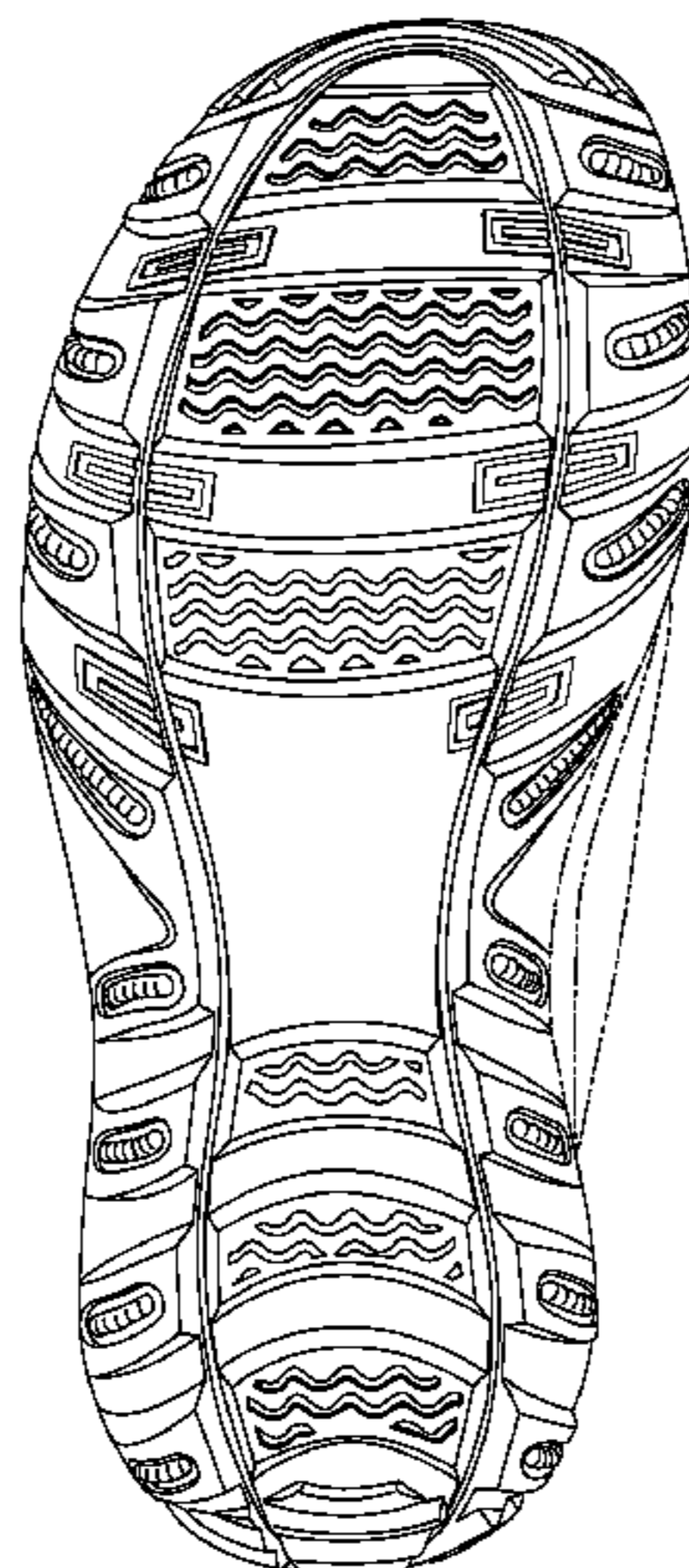
FIG. 4 is a left side view thereof;

FIG. 5 is a front view thereof; and,

FIG. 6 is a rear view thereof.

FIGS. 1–6 show features of an article of footwear in phantom lines. These features are shown for environmental purposes and do not form any part of the claimed design. Further, the phantom lines immediately adjacent the solid-line portions of the design form the boundary of the design, with the phantom lines forming no part of the claimed design.

**1 Claim, 4 Drawing Sheets**



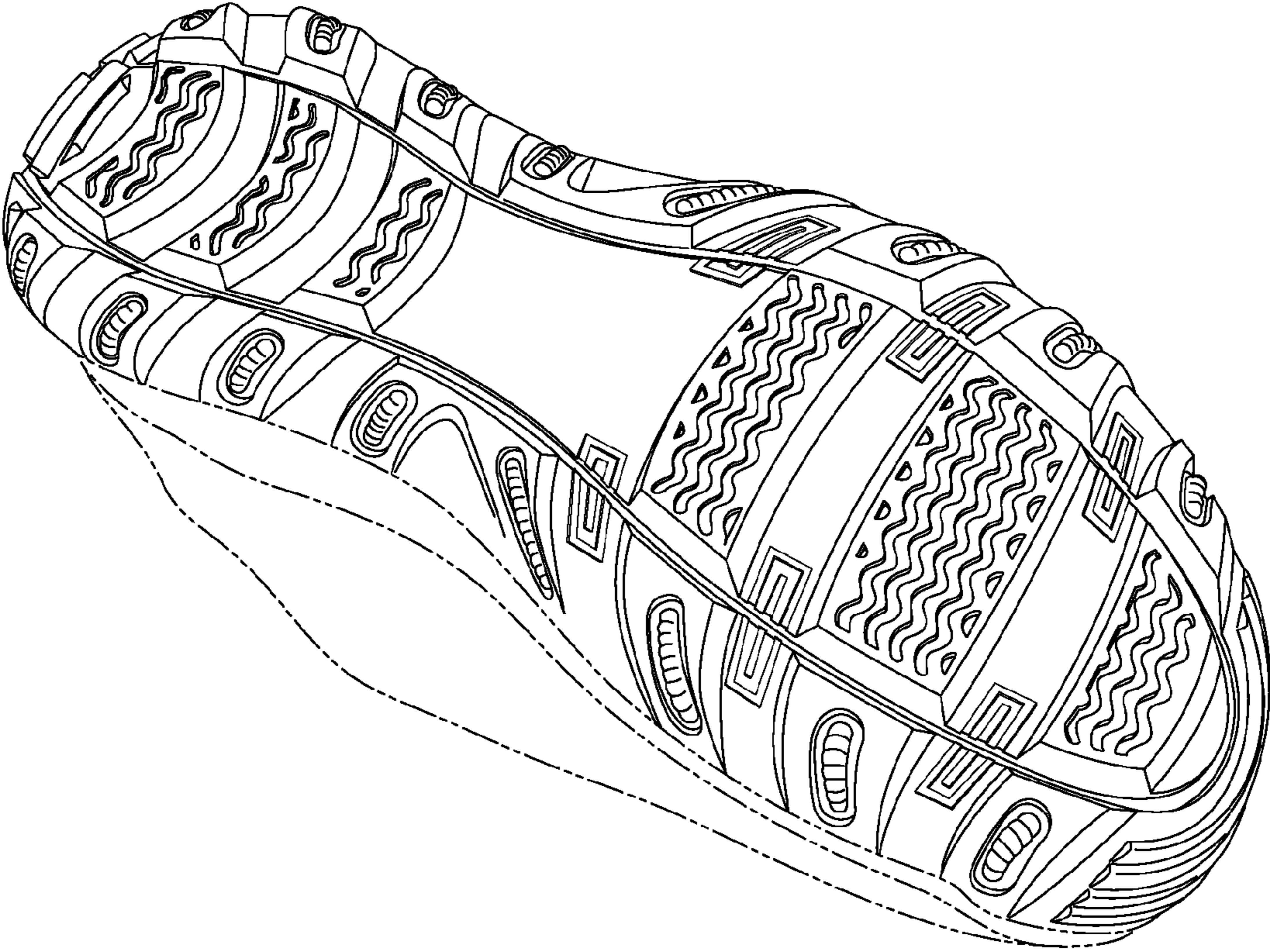


Fig. 1

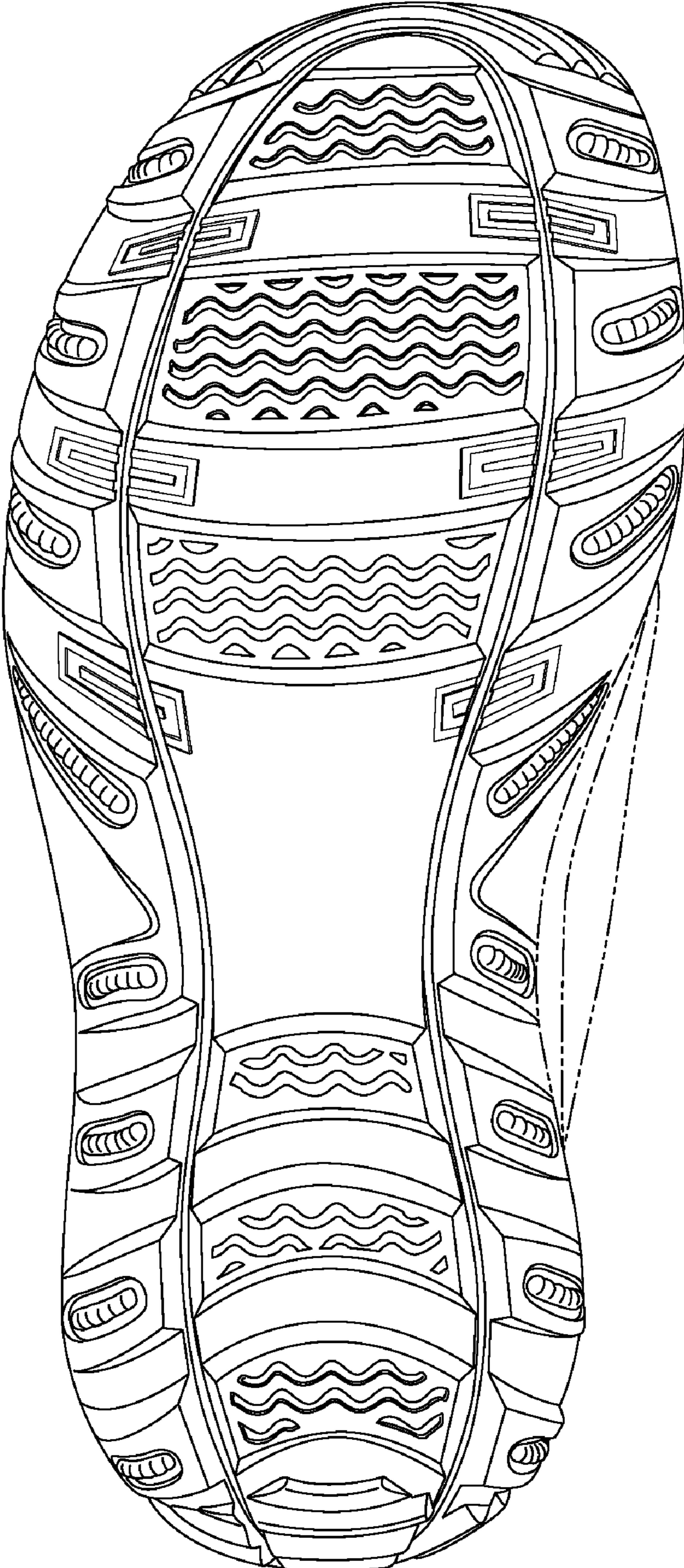


Fig. 2



Fig. 3



Fig. 4

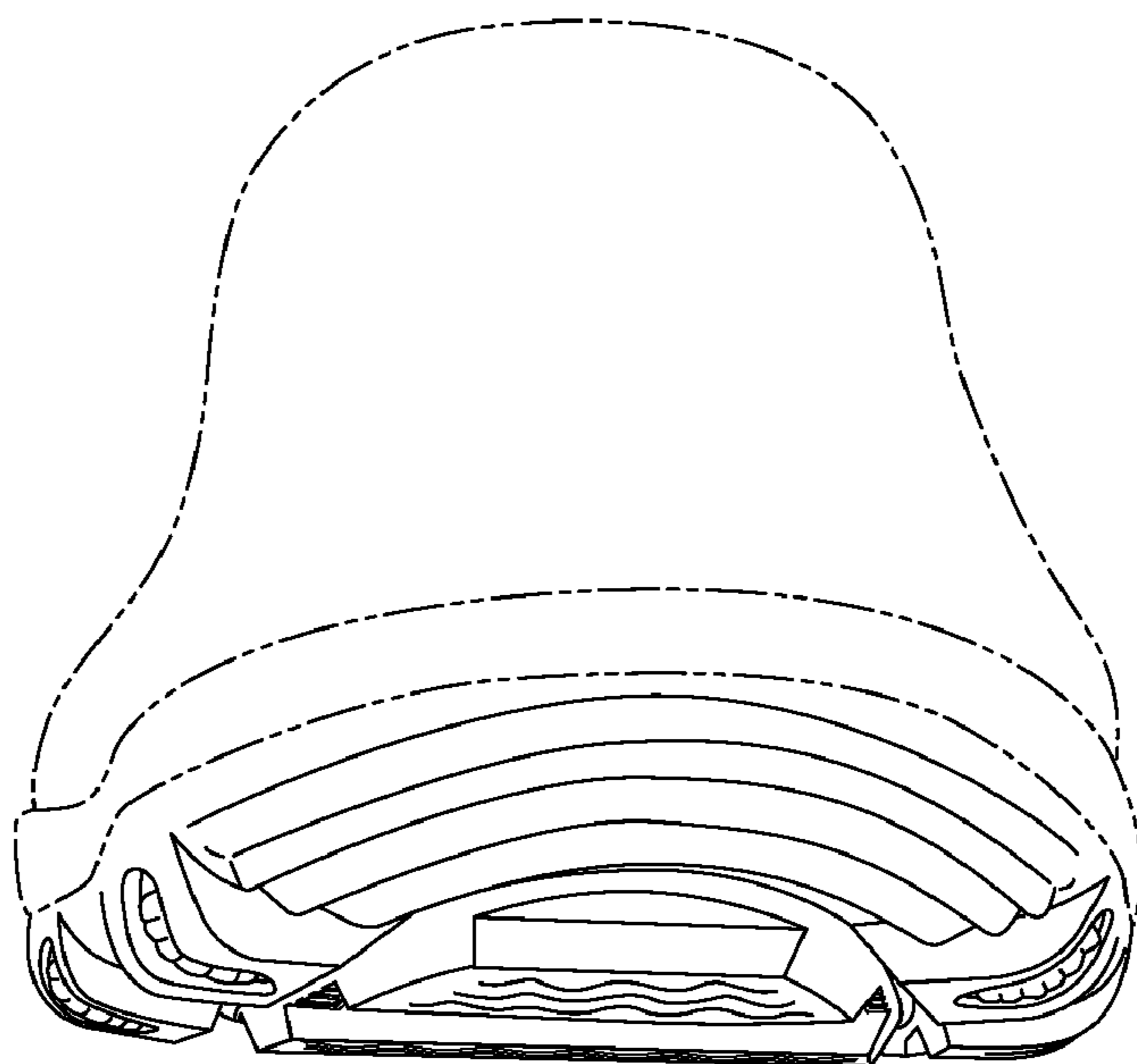


Fig. 5

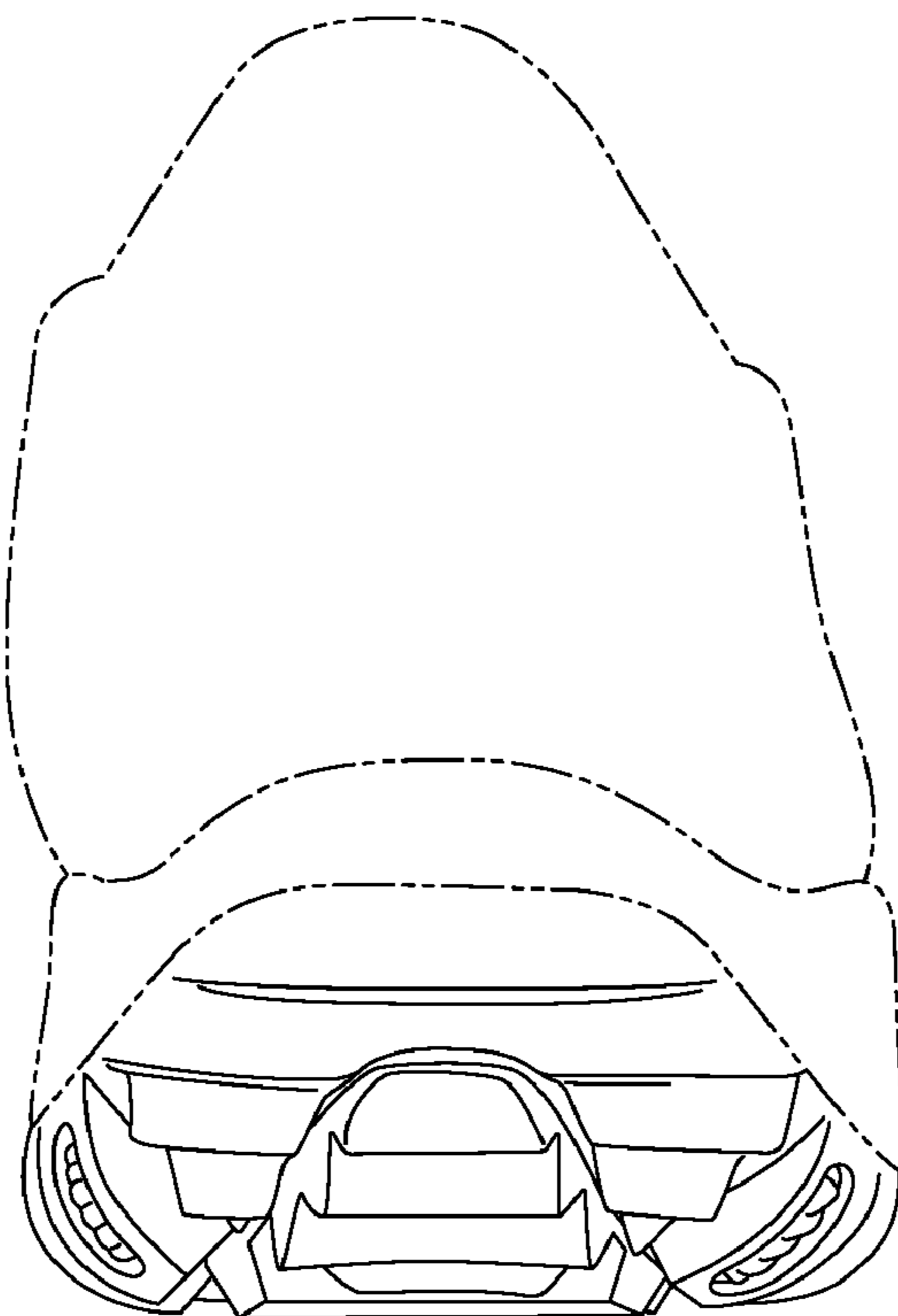


Fig. 6