



US00D605379S

(12) **United States Design Patent**
James

(10) **Patent No.:** **US D605,379 S**
(45) **Date of Patent:** **** Dec. 8, 2009**

(54) **HAIR BANDANA**

(76) Inventor: **Cheryl Yvonne James**, 110-31 155th St., Jamaica, NY (US) 11433

(**) Term: **14 Years**

(21) Appl. No.: **29/306,358**

(22) Filed: **Apr. 8, 2008**

(51) **LOC (9) Cl.** **02-03**

(52) **U.S. Cl.** **D2/866; D28/41; D28/92**

(58) **Field of Classification Search** D2/500, D2/501, 502, 865, 866, 867, 868, 870, 875, D2/874, 877, 878, 880, 881, 891, 895; D28/92; 2/171, 174, 181.6, 207, 209.13; 132/53, 132/54, 105, 201, 273, 274
See application file for complete search history.

(56) **References Cited**

U.S. PATENT DOCUMENTS

338,101	A *	3/1886	Paton	132/53
2,651,310	A *	9/1953	Selson	132/274
2,730,722	A *	1/1956	Colangelo	2/202
2,889,557	A *	6/1959	Blair	2/174
3,238,536	A *	3/1966	Gettinger	2/207
3,460,546	A *	8/1969	Abbott	132/53
D222,024	S *	9/1971	Frackowiak	D2/870
D239,216	S *	3/1976	Kim et al.	D2/870
D311,806	S *	11/1990	Burton et al.	D2/878
D349,184	S *	8/1994	Rosenberger	D2/875
5,337,763	A *	8/1994	Haber et al.	132/54
5,647,384	A *	7/1997	Haber et al.	132/105
5,806,535	A *	9/1998	Becker	132/54

7,472,708	B2 *	1/2009	Eigenbrod et al.	132/55
2005/0278830	A1 *	12/2005	Hokin	2/207
2007/0113319	A1 *	5/2007	Brinn et al.	2/174
2007/0157941	A1 *	7/2007	Awad et al.	132/53

OTHER PUBLICATIONS

Where There's A Need hair scarves, as posted on <http://blackgivesback.blogspot.com>, dated Jul. 20, 2007 (2 pages).*
Hair Scarves, as shown on <http://wherethereisaneed.org>, dated Jun. 13, 2006 (1 page).*

* cited by examiner

Primary Examiner—Elizabeth A Albert
Assistant Examiner—Karen E Eldridge Powers
(74) *Attorney, Agent, or Firm*—Jordan and Hamburg LLP

(57) **CLAIM**

The ornamental design for a hair bandana, as shown and described.

DESCRIPTION

FIG. 1 is a perspective view of a hair bandana, showing my new design;

FIG. 2 is a front elevational view of the invention;

FIG. 3 is a rear elevational view of the invention;

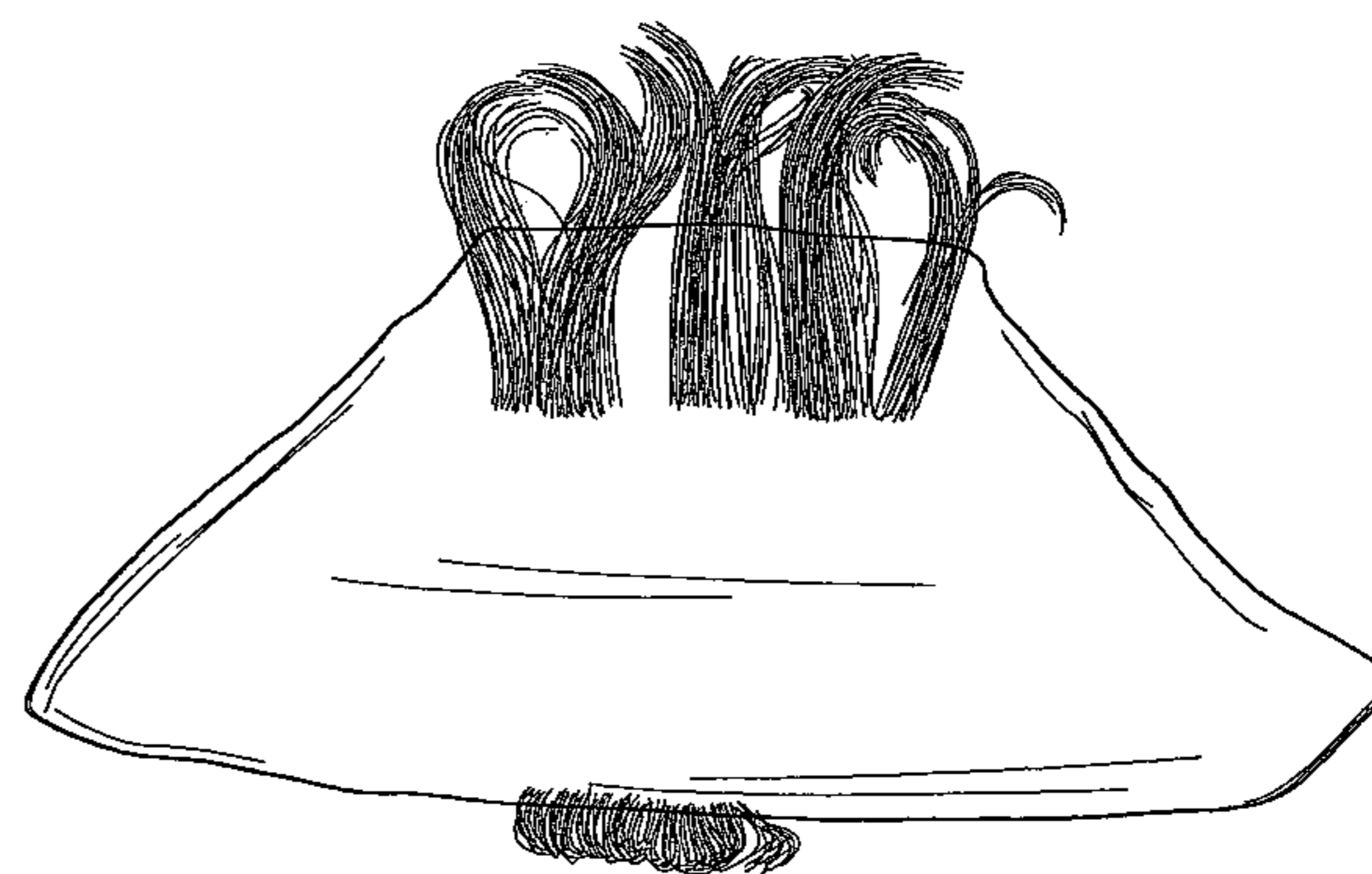
FIG. 4 is a left-side elevational view of the invention;

FIG. 5 is a top plan view of the invention; and,

FIG. 6 is a bottom plan view of the invention.

The broken lines showing a person in FIG. 1 are included for the purpose of illustrating the invention in use, and form no part of the claimed design.

1 Claim, 3 Drawing Sheets



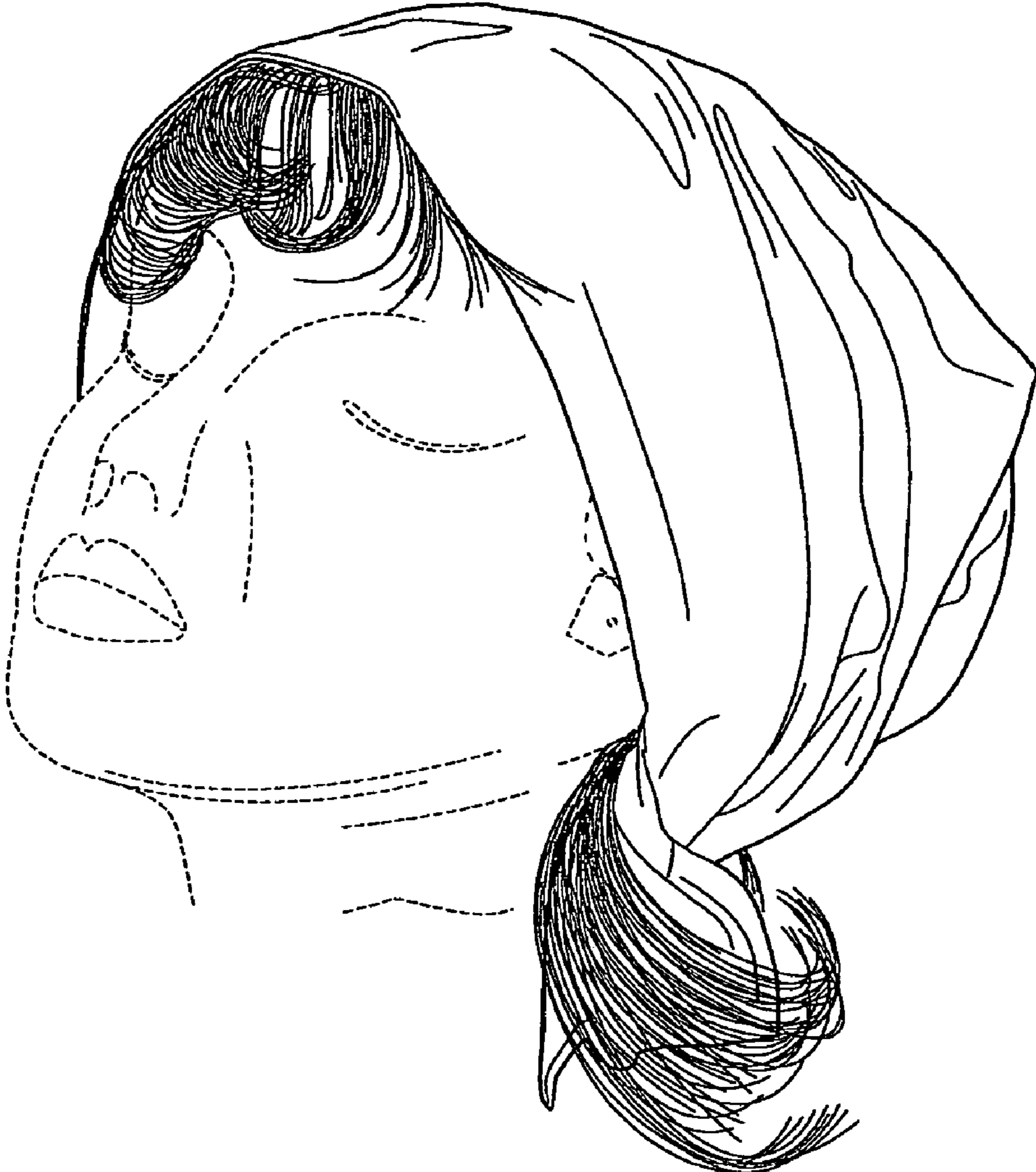


FIG. 1



FIG. 2



FIG. 3

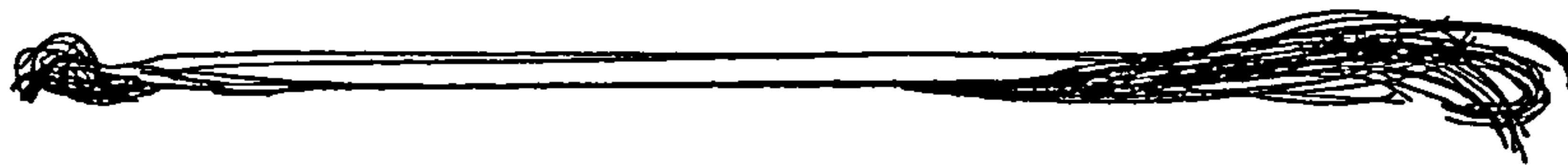


FIG. 4




FIG. 5

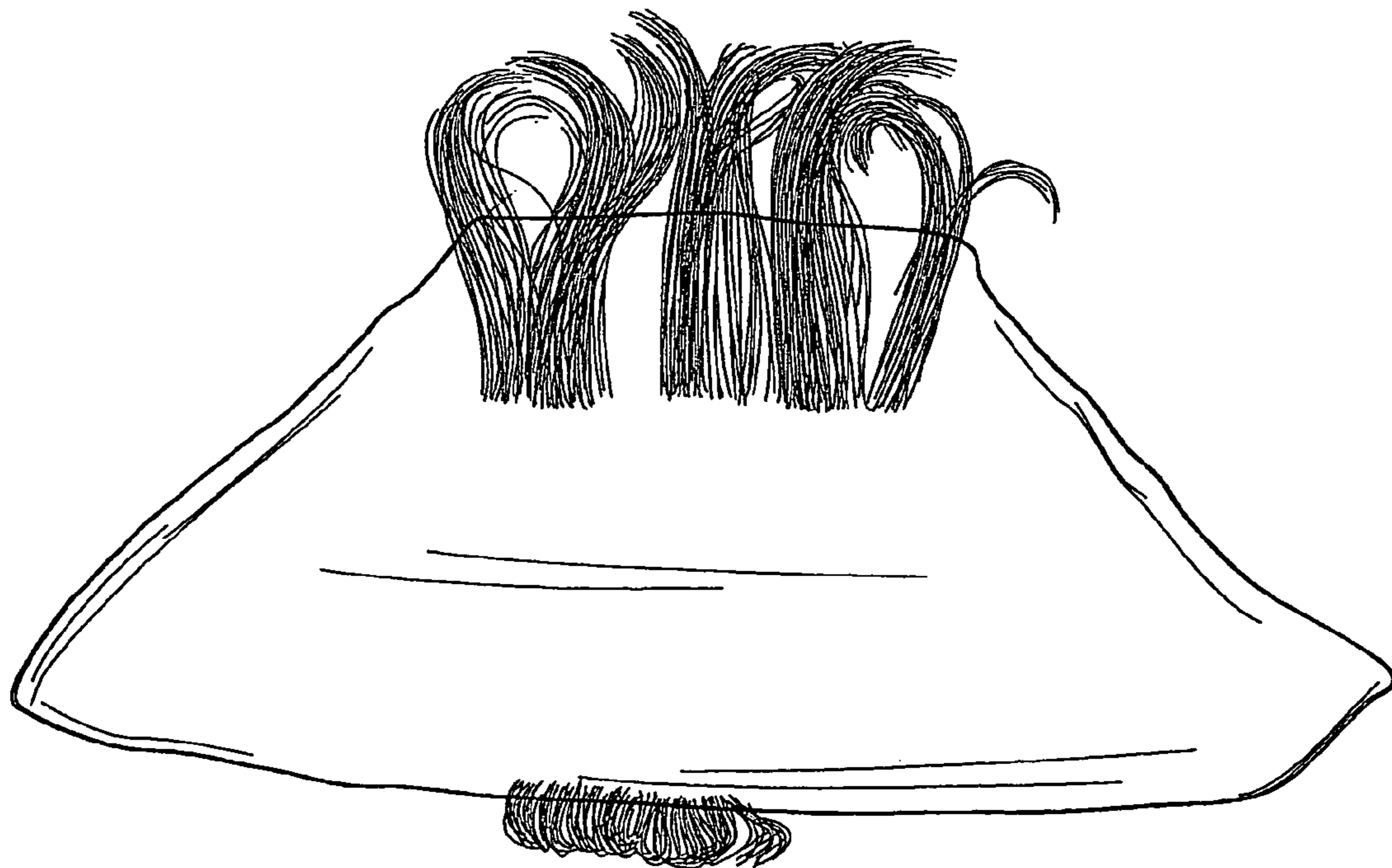


FIG. 6