



US00D605376S

(12) **United States Design Patent**
Dickerson

(10) **Patent No.:** **US D605,376 S**

(45) **Date of Patent:** **** Dec. 8, 2009**

(54) **NECKTIE**

(76) **Inventor:** **Shari L. Dickerson**, 101 Luna Way, Unit 217, Las Vegas, NV (US) 89145

(**) **Term:** **14 Years**

(21) **Appl. No.:** **29/337,227**

(22) **Filed:** **May 18, 2009**

(51) **LOC (9) Cl.** **02-05**

(52) **U.S. Cl.** **D2/605**

(58) **Field of Classification Search** D2/500,
D2/600, 602, 604–608, 624, 627; 2/91, 139,
2/144–150, 207

See application file for complete search history.

(56) **References Cited**

U.S. PATENT DOCUMENTS

| | | | | |
|---------------|---------|--------------------|-------|--------|
| D161,798 S * | 1/1951 | Spielmann | | D2/605 |
| 4,546,494 A * | 10/1985 | Garber | | 2/144 |
| 4,627,113 A * | 12/1986 | Lord | | 2/144 |
| D318,754 S * | 8/1991 | Hughes | | D2/605 |
| D320,499 S * | 10/1991 | White et al. | | D2/605 |
| D324,942 S * | 3/1992 | Hillenmaier et al. | | D2/605 |
| 5,673,434 A * | 10/1997 | Risk | | 2/144 |
| D398,435 S * | 9/1998 | Gray | | D2/605 |
| D420,489 S * | 2/2000 | Walker | | D2/605 |

| | | | | |
|--------------|---------|---------------|-------|--------|
| D480,533 S * | 10/2003 | Bryant et al. | | D2/608 |
| D480,534 S * | 10/2003 | Bryant et al. | | D2/608 |
| D501,701 S * | 2/2005 | Kirisako | | D2/605 |

* cited by examiner

Primary Examiner—T. Chase Nelson

Assistant Examiner—Kathleen M Sims

(74) *Attorney, Agent, or Firm*—Veronica-Adele R. Cao; Weiss & Moy, P.C.

(57) **CLAIM**

The ornamental design for a necktie, as shown and described.

DESCRIPTION

FIG. 1 is a front perspective view of a necktie in accordance with the present invention.

FIG. 2 is a rear perspective view of the necktie of FIG. 1.

FIG. 3 is a top view of the necktie of FIG. 1.

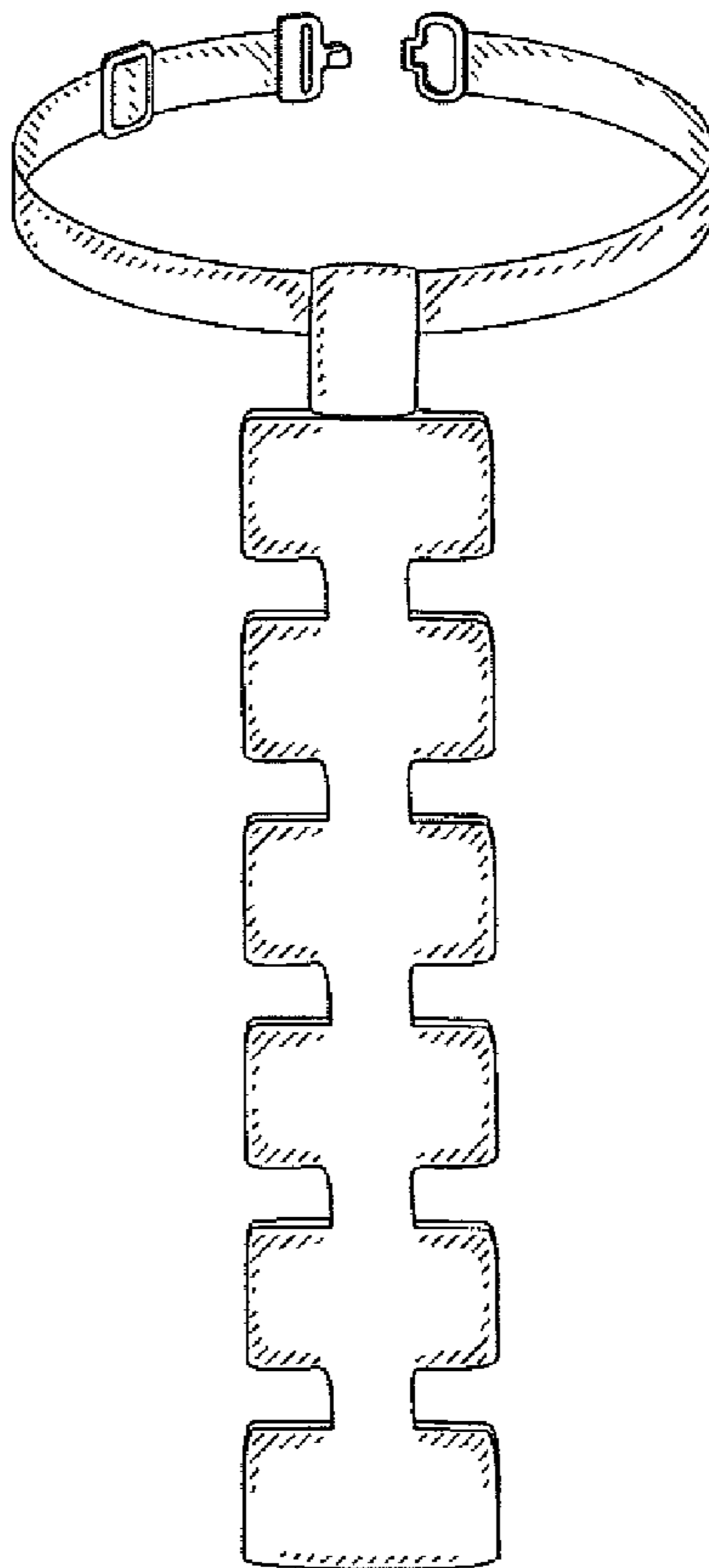
FIG. 4 is a left side view of the necktie of FIG. 1.

FIG. 5 is a right side view of the necktie of FIG. 1; and,

FIG. 6 is a front view of the necktie shown in use.

The broken lines showing of a gentleman is for illustrative purposes only and forms no part of the claimed design.

1 Claim, 2 Drawing Sheets



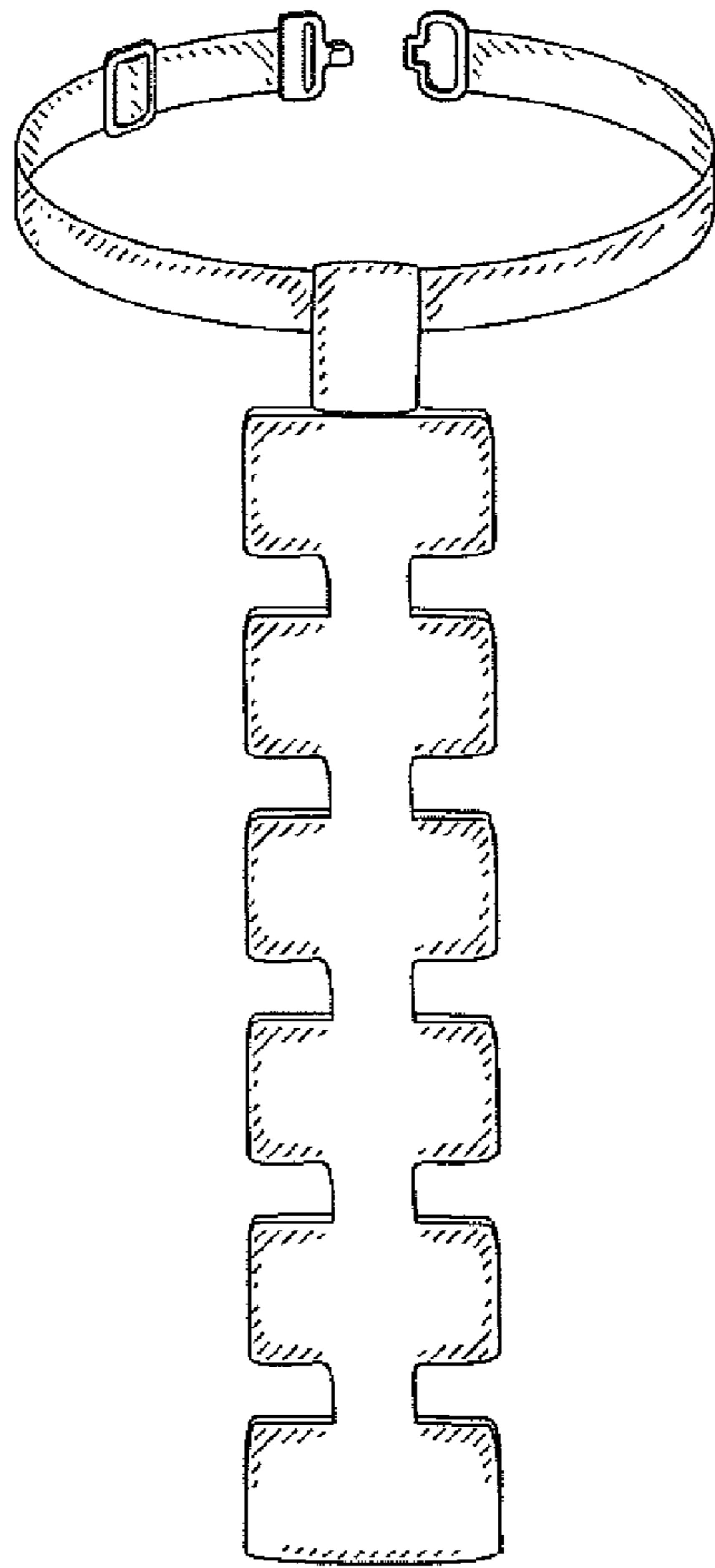


Fig. 1




Fig. 2

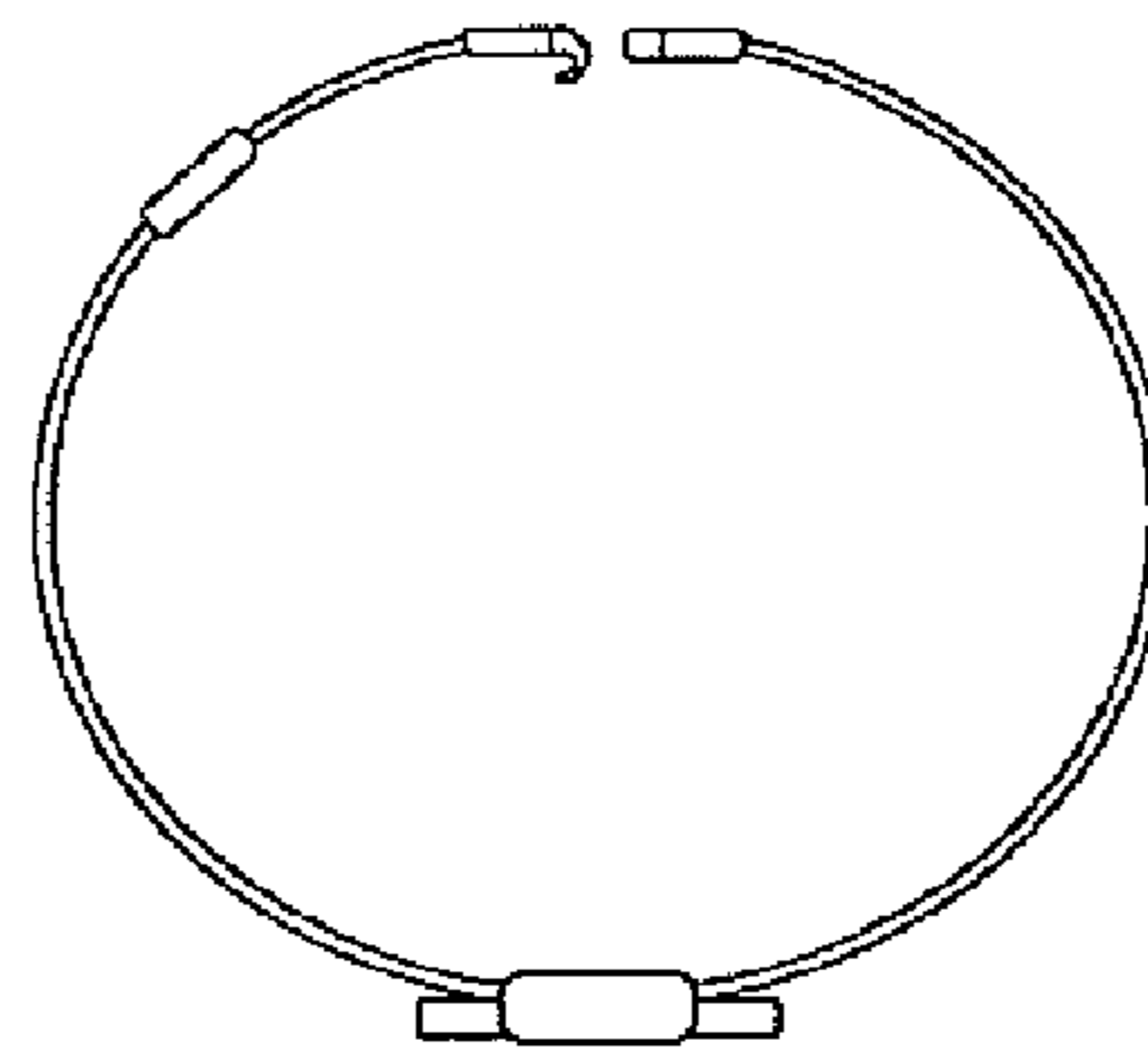


Fig. 3

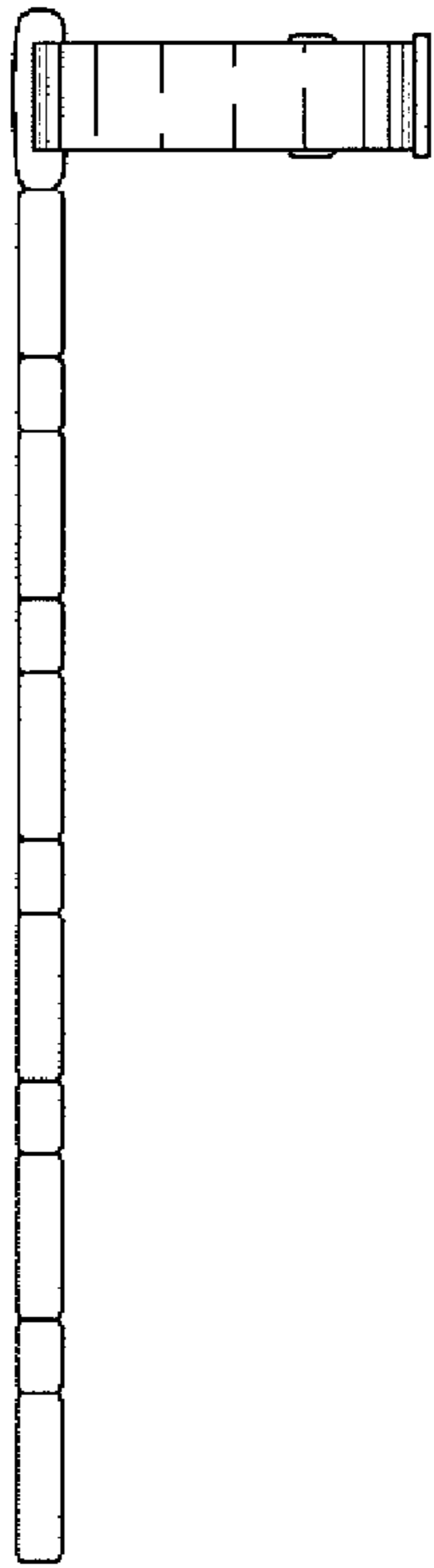


Fig. 4

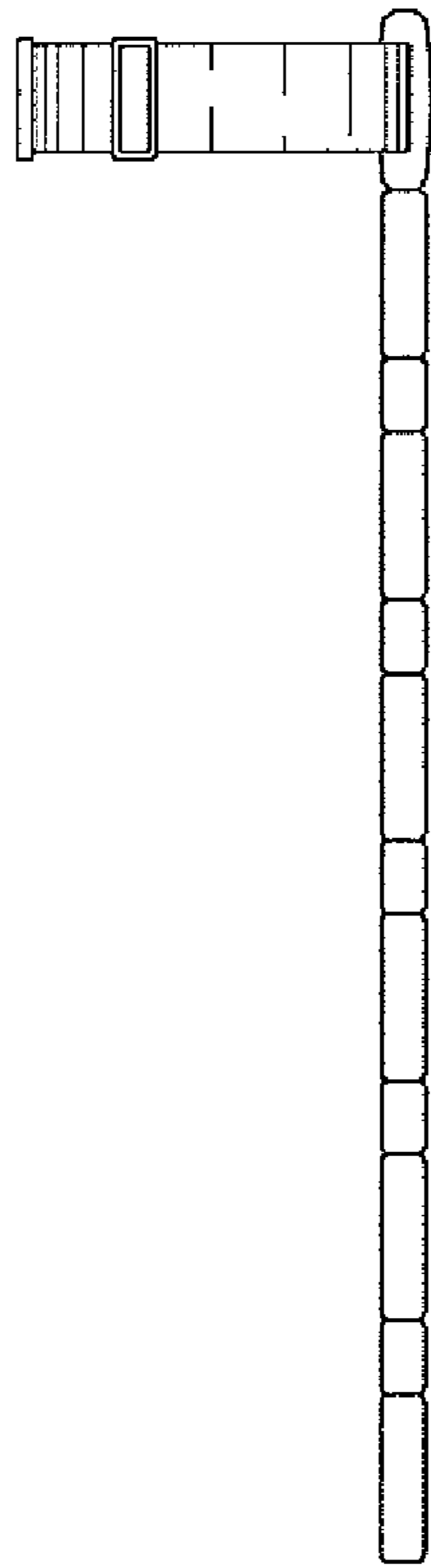


Fig. 5

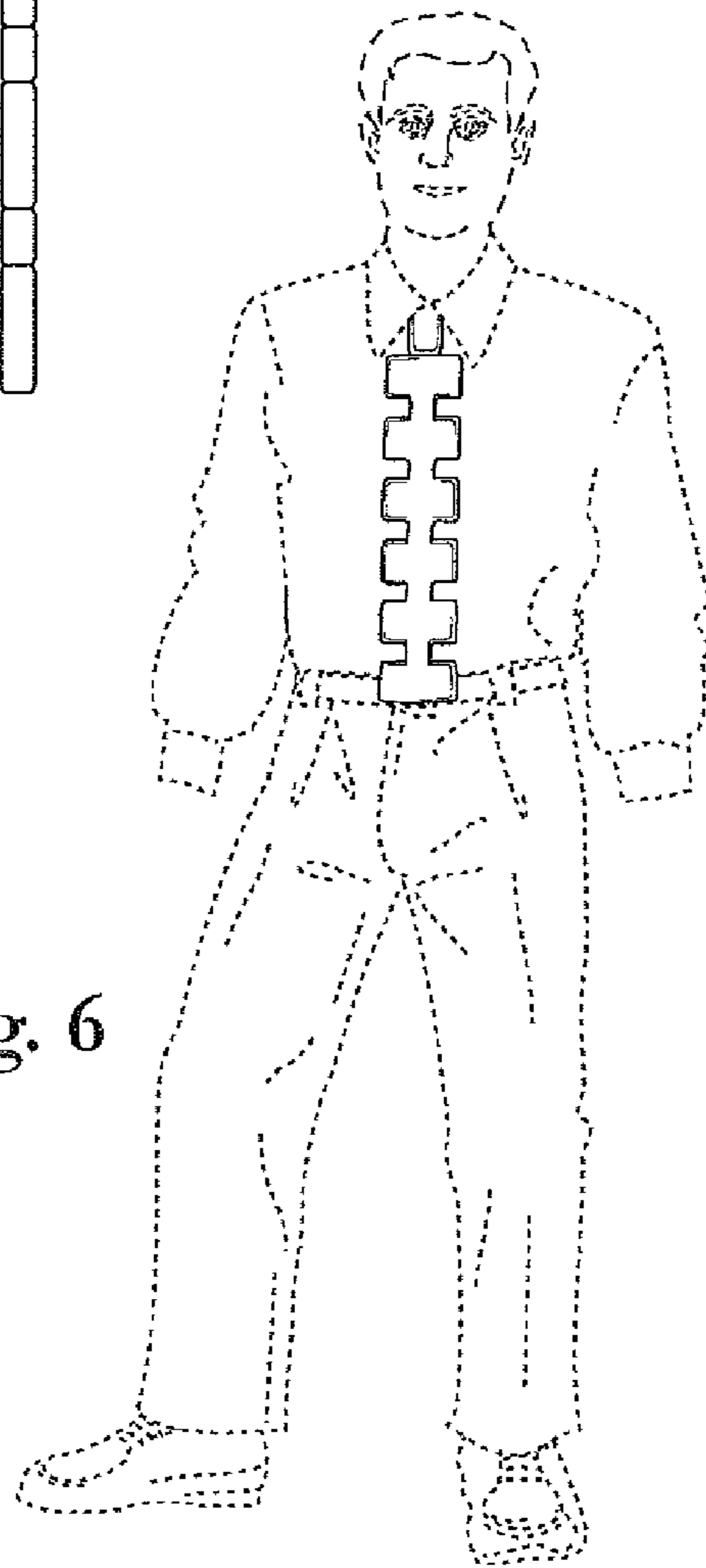


Fig. 6