



US00D605346S

(12) **United States Design Patent**  
**Miranda**

(10) **Patent No.:** **US D605,346 S**

(45) **Date of Patent:** **\*\* Dec. 1, 2009**

(54) **LIGHTING FIXTURE**

(76) **Inventor:** **Pasquale Miranda**, 63- 2nd St., Garden City, NY (US) 10454

(\*\*) **Term:** **14 Years**

(21) **Appl. No.:** **29/315,203**

(22) **Filed:** **Jun. 5, 2009**

(51) **LOC (9) Cl.** ..... **26-99**

(52) **U.S. Cl.** ..... **D26/144; D26/81**

(58) **Field of Classification Search** ..... D26/72,  
D26/81-86, 88-91; 362/147, 404-408, 443  
See application file for complete search history.

(56) **References Cited**

**U.S. PATENT DOCUMENTS**

D63,586 S *	12/1923	Poritz	.....	D26/84
D66,019 S *	11/1924	Klein	.....	D26/81
D73,239 S *	8/1927	Shapiro	.....	D26/81
D453,229 S *	1/2002	Phillips	.....	D26/81
D459,015 S *	6/2002	Dolan	.....	D26/86
D513,440 S *	1/2006	Miranda	.....	D26/142

D535,047 S *	1/2007	Miranda	.....	D26/81
D550,887 S *	9/2007	Miranda	.....	D26/81
D572,859 S *	7/2008	Brookins	.....	D26/81
D573,295 S *	7/2008	Brookins	.....	D26/81

\* cited by examiner

*Primary Examiner*—Clare E Heflin

(57) **CLAIM**

The ornamental design of a lighting fixture, as shown and described.

**DESCRIPTION**

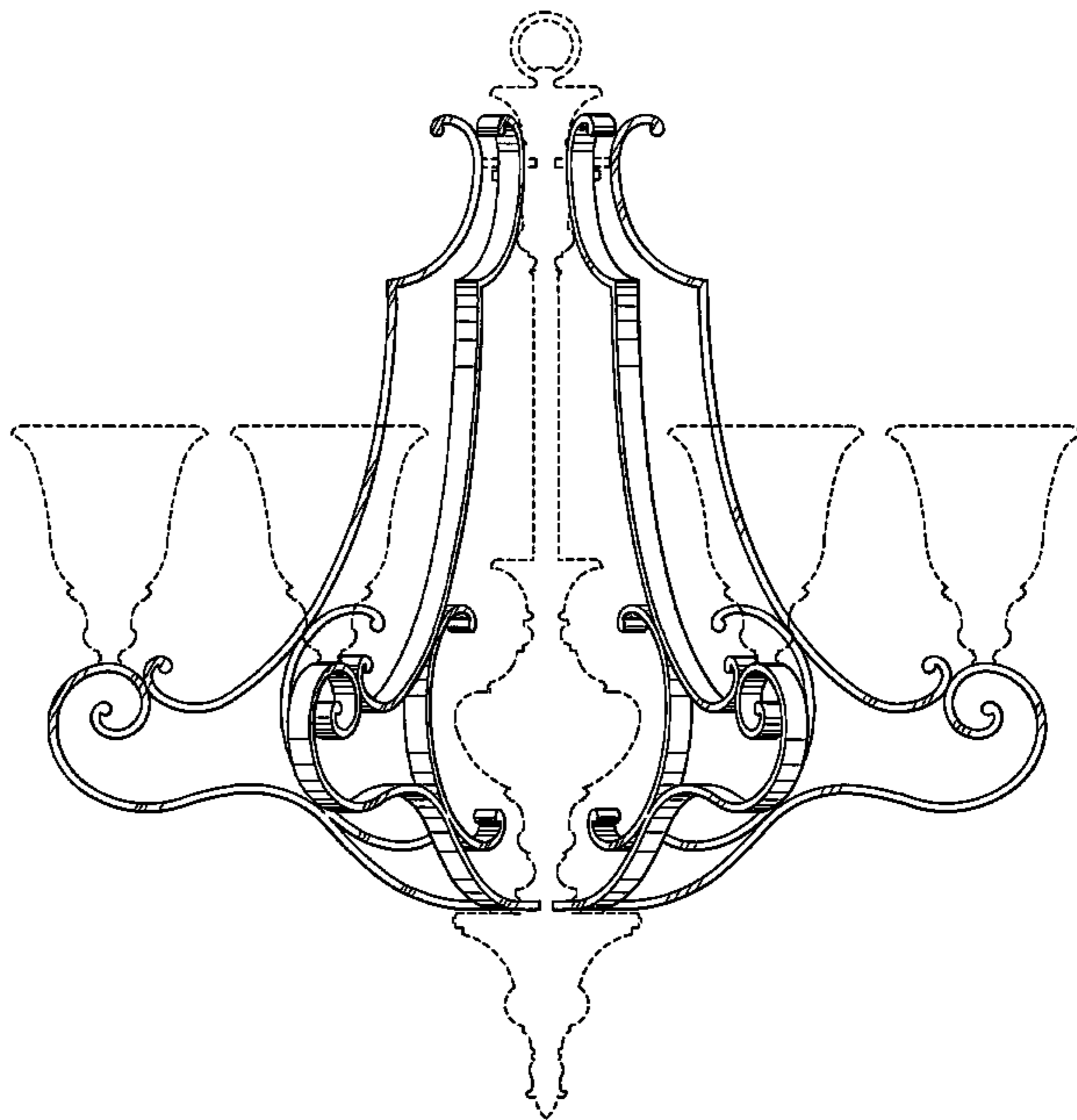

FIG. 1 is a perspective view of lighting fixture showing my new design;

FIG. 2 is a front elevational view thereof; and,

FIG. 3 is a bottom plan view thereof.

The broken-line showing of environmental structures in FIG. 1-3 is for illustrative purposes only and forms no part of the claimed design.

**1 Claim, 3 Drawing Sheets**






FIG. 1

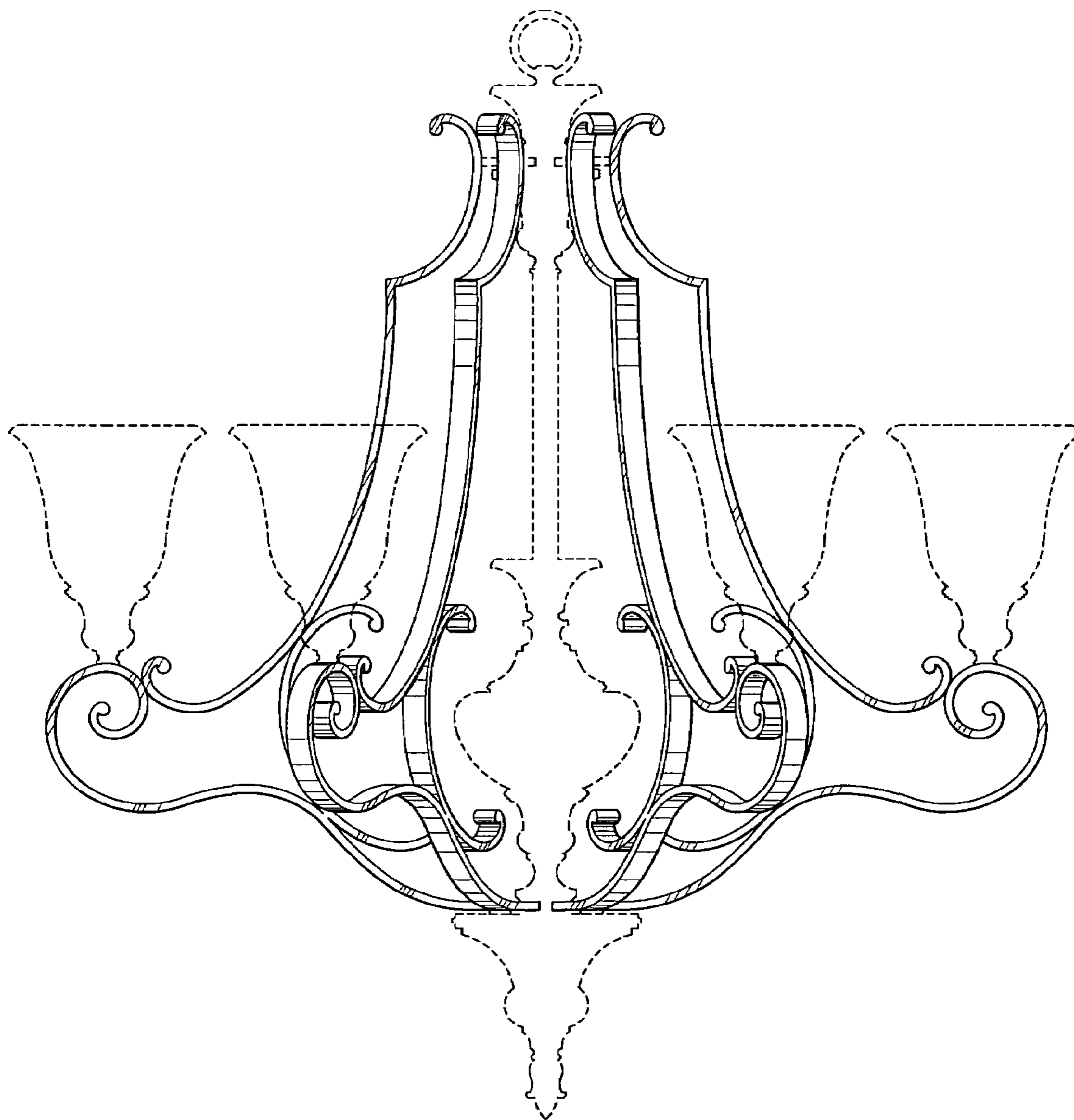


FIG. 2

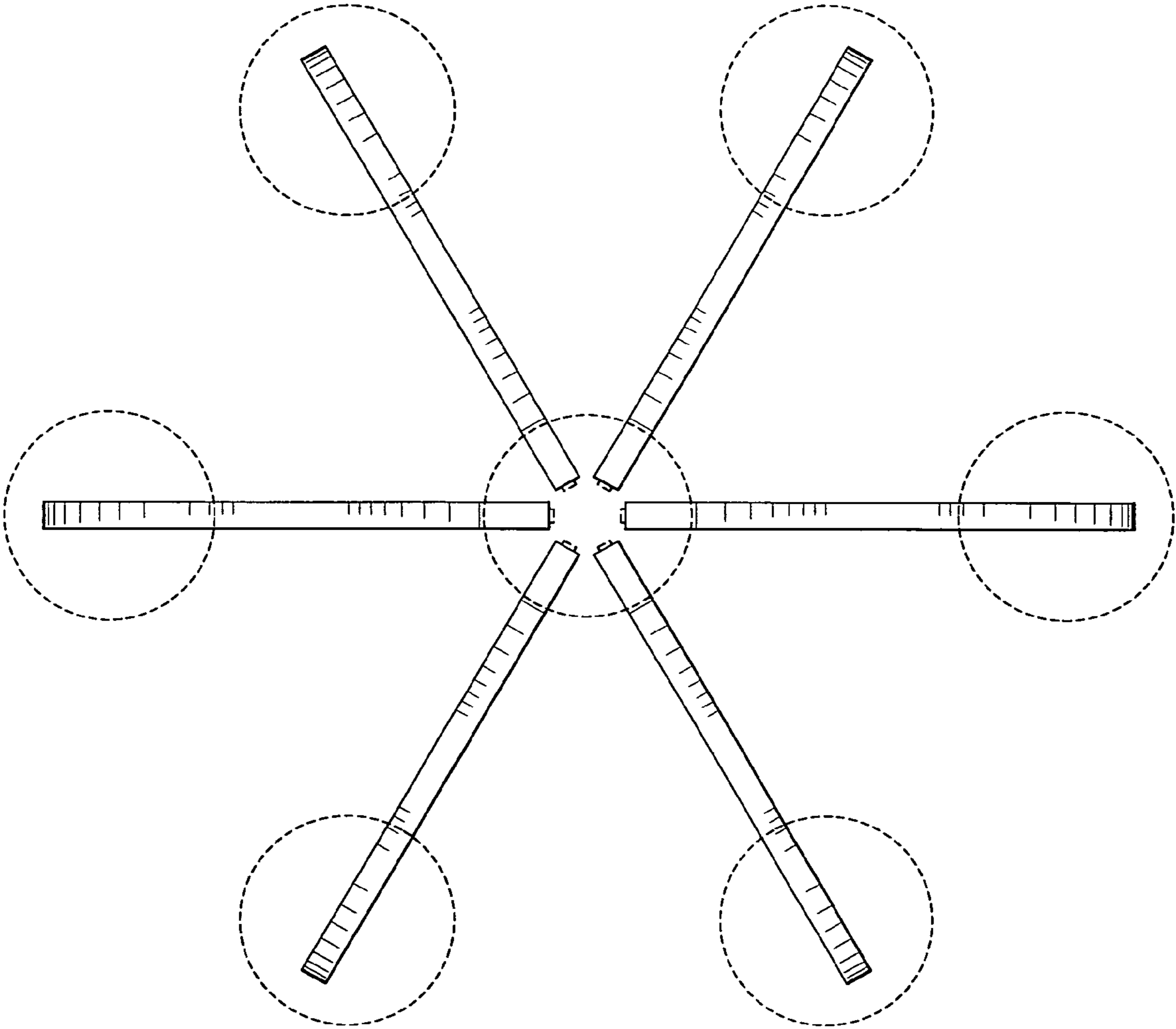


FIG. 3