



US00D605318S

(12) **United States Design Patent**
Han et al.

(10) **Patent No.:** **US D605,318 S**
(45) **Date of Patent:** **** Dec. 1, 2009**

(54) **VEHICLE HEAD LAMP**

(75) Inventors: **Jaedo Han**, Gyeonggi-do (KR); **Yun Seok Oh**, Gyeonggi-do (KR)

(73) Assignee: **Kia Motors Corporation**, Seoul (KR)

(**) Term: **14 Years**

(21) Appl. No.: **29/337,472**

(22) Filed: **May 22, 2009**

(30) **Foreign Application Priority Data**

Mar. 31, 2009 (KR) 30-2009-0013483

(51) **LOC (9) Cl.** **26-06**

(52) **U.S. Cl.** **D26/28**

(58) **Field of Classification Search** D26/28-36;
362/459-468, 475-478, 485-487
See application file for complete search history.

(56) **References Cited**

U.S. PATENT DOCUMENTS

D556,349 S * 11/2007 Golden et al. D26/28
D560,291 S * 1/2008 Koyama D26/28

D561,358 S * 2/2008 Tachibana D26/28
D563,576 S * 3/2008 Hanaoka D26/28
D592,773 S 5/2009 Han et al.

* cited by examiner

Primary Examiner—Marcus A Jackson

(74) *Attorney, Agent, or Firm*—Edwards Angell Palmer & Dodge LLP; Peter F. Corless

(57) **CLAIM**

The ornamental design for a vehicle head lamp, as shown and described.

DESCRIPTION

FIG. 1 is a perspective view of a vehicle head lamp according to the present invention.

FIG. 2 is a front view of the vehicle head lamp of FIG. 1.

FIG. 3 is a rear view of the vehicle head lamp of FIG. 1.

FIG. 4 is a left side view of the vehicle head lamp of FIG. 1.

FIG. 5 is a right side view of the vehicle head lamp of FIG. 1.

FIG. 6 is a top view of the vehicle head lamp of FIG. 1; and,

FIG. 7 is a bottom view of the vehicle head lamp of FIG. 1.

1 Claim, 7 Drawing Sheets

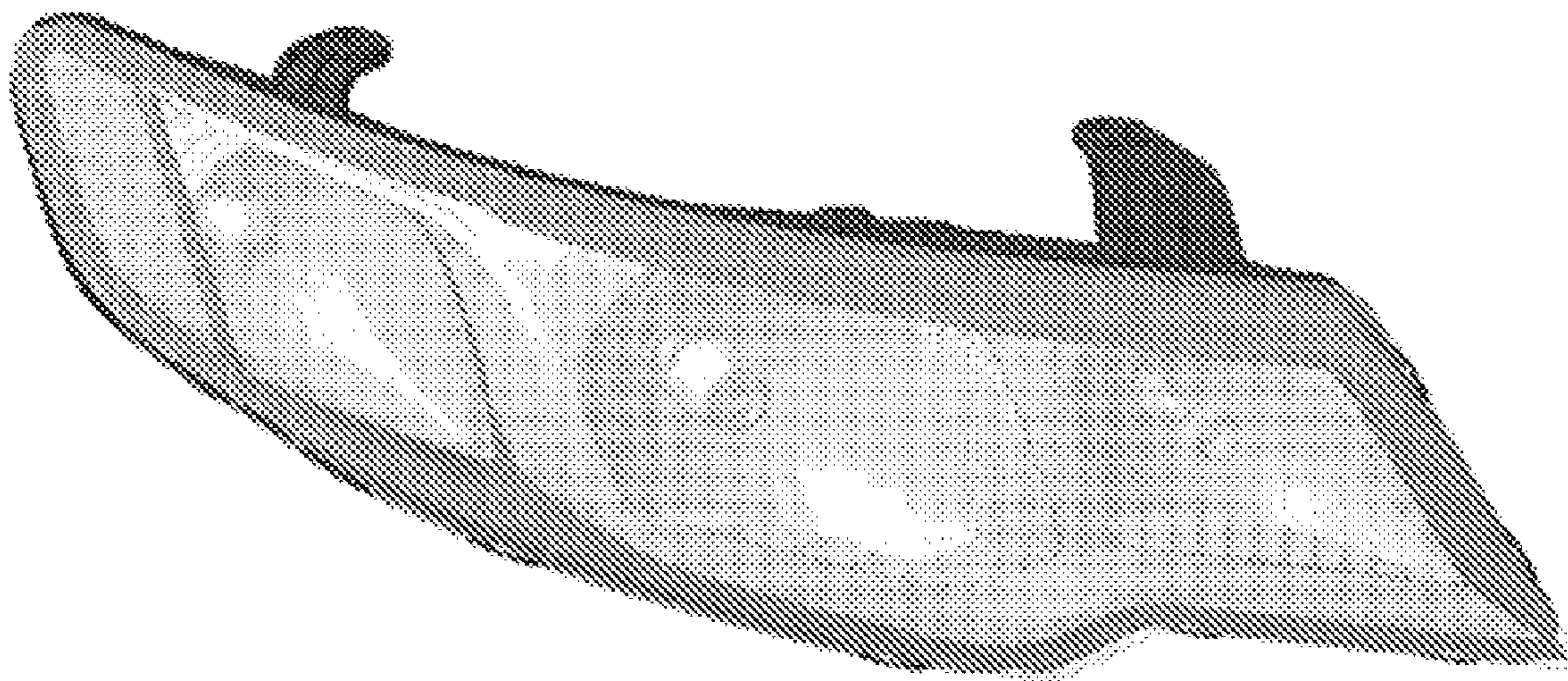


Fig. 1

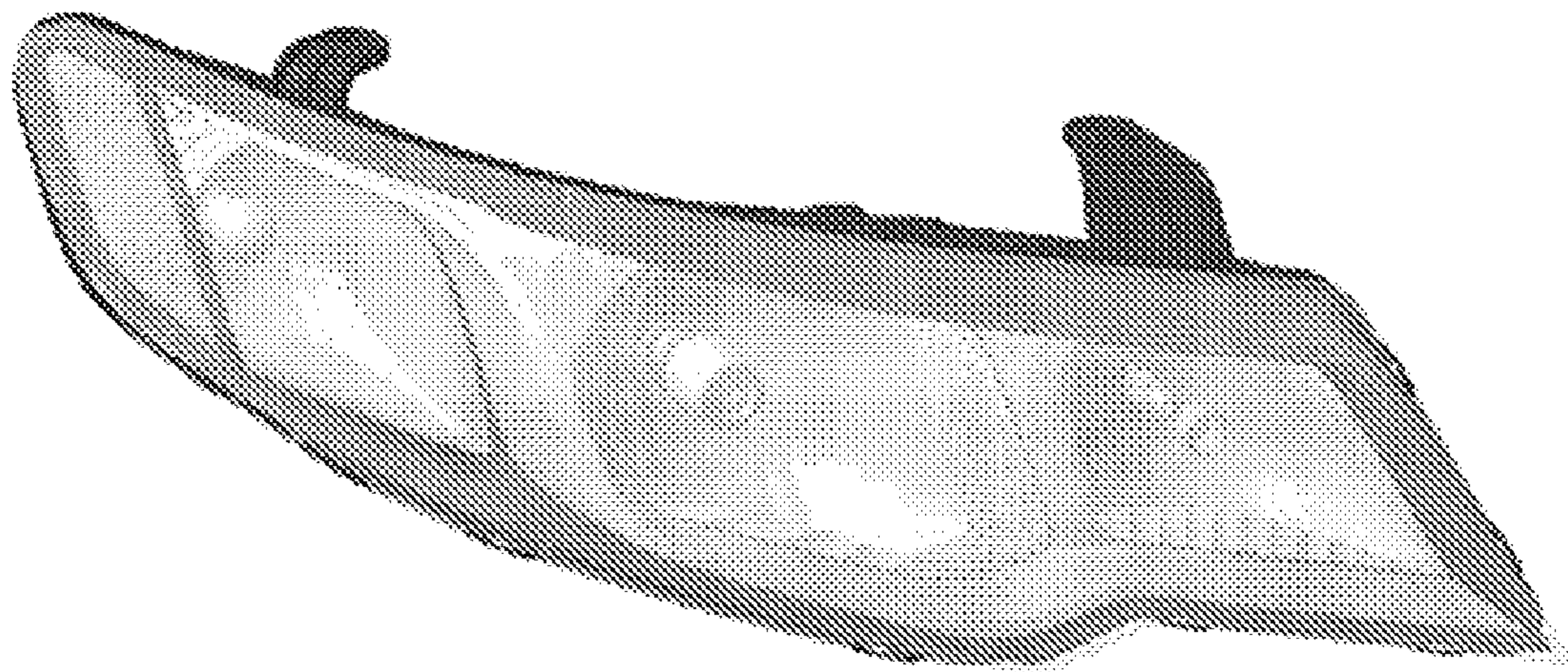


Fig. 2

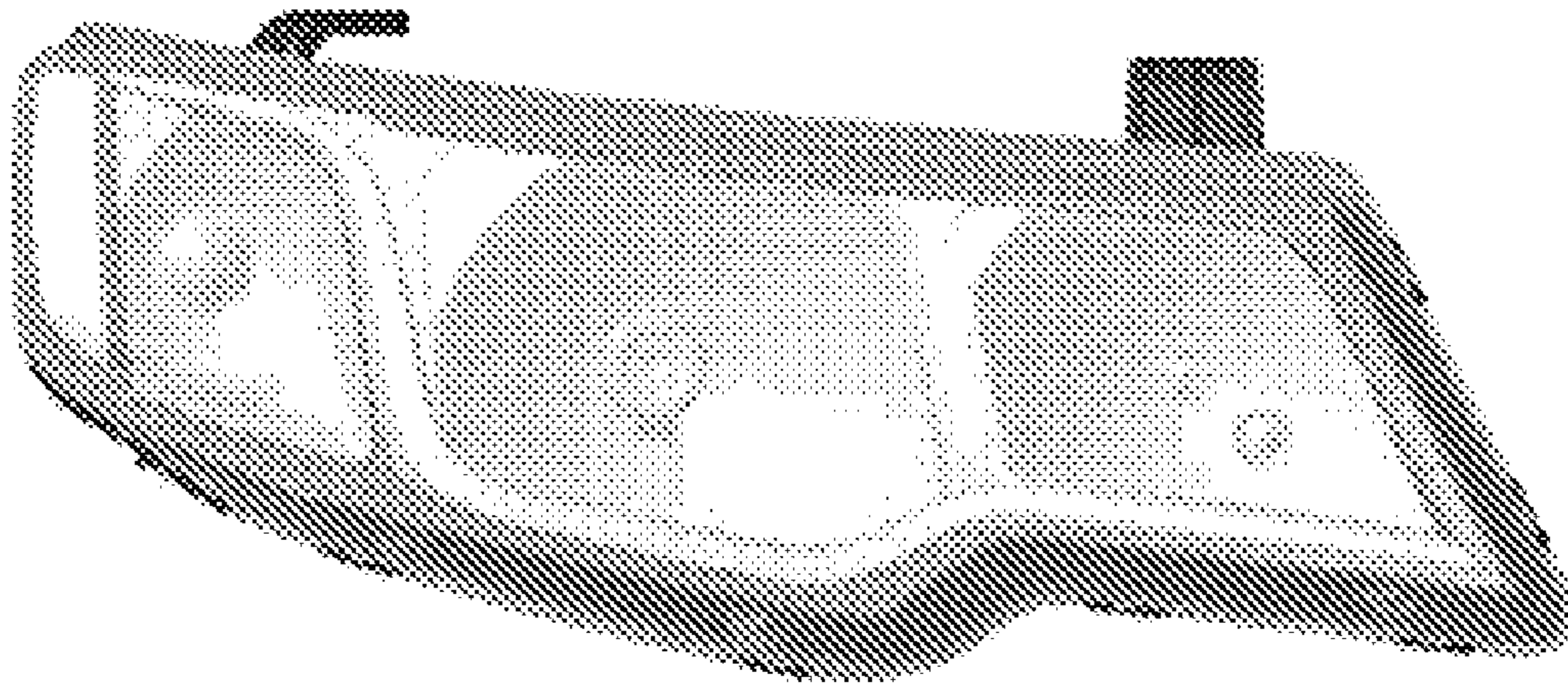


Fig. 3




Fig. 4

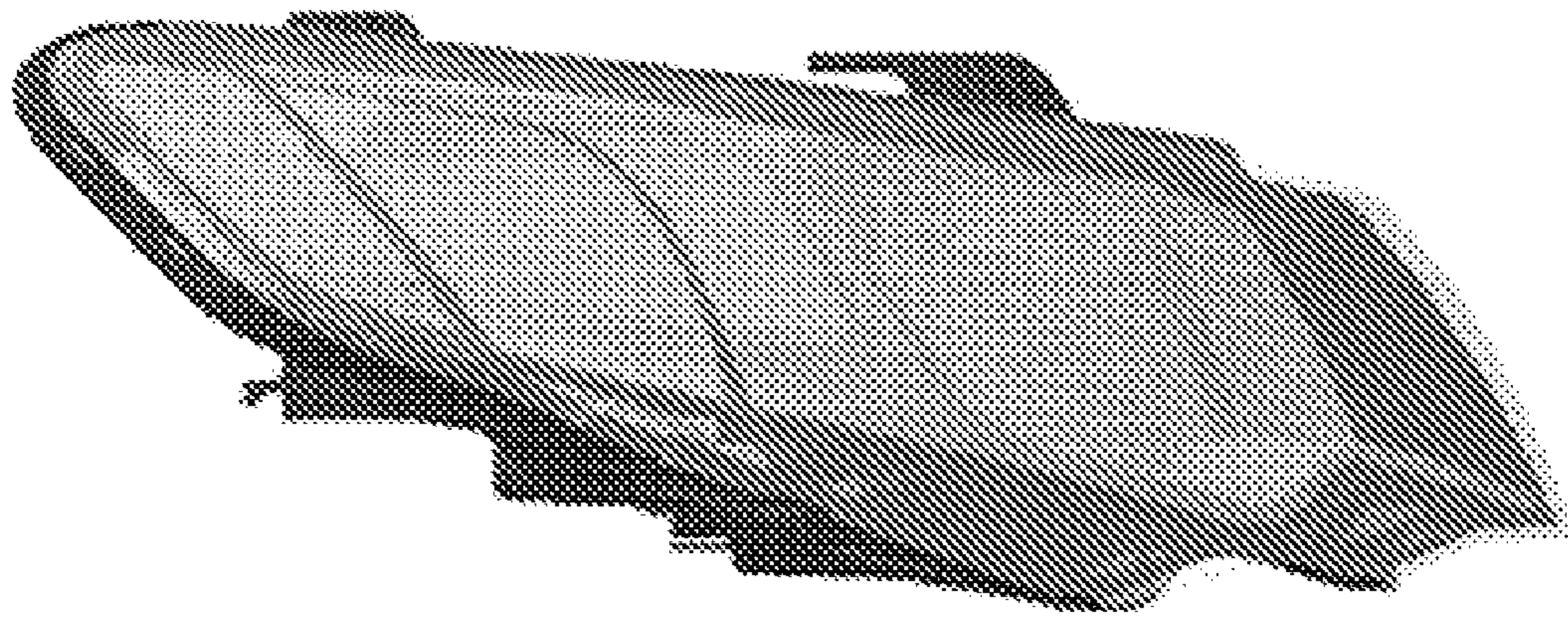


Fig. 5

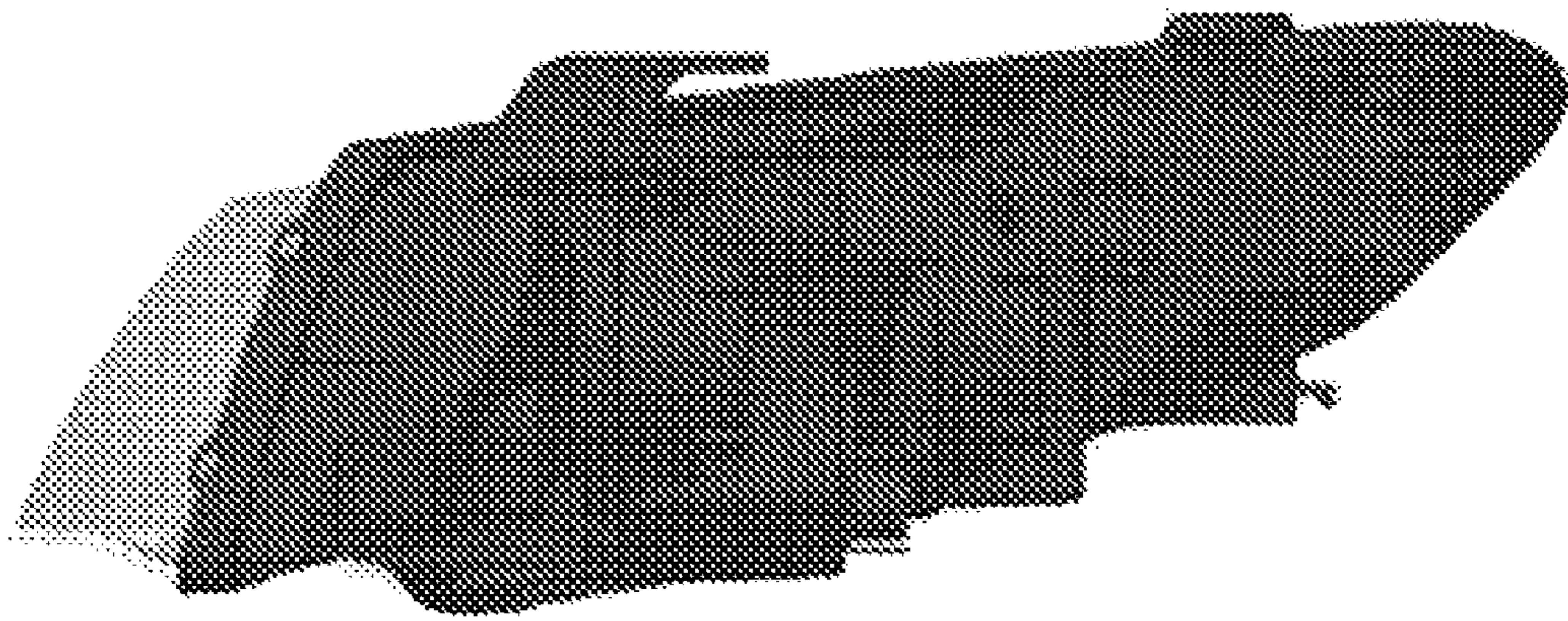


Fig. 6




Fig. 7

