



US00D605312S

(12) **United States Design Patent**
Cerasi

(10) **Patent No.:** **US D605,312 S**

(45) **Date of Patent:** **** Dec. 1, 2009**

(54) **FLOORING PANEL**

(76) **Inventor:** **Mark A. Cerasi**, 172 Avon Bend Rd.,
Charlestown, WV (US) 25414

(**) **Term:** **14 Years**

(21) **Appl. No.:** **29/320,660**

(22) **Filed:** **Jul. 1, 2008**

(51) **LOC (9) Cl.** **25-01**

(52) **U.S. Cl.** **D25/157**

(58) **Field of Classification Search** D25/157;
52/314, 311.2, 311.1, 87; 119/509, 525,
119/526, 527, 530; 428/49, 52, 60

See application file for complete search history.

(56) **References Cited**

U.S. PATENT DOCUMENTS

4,497,858	A *	2/1985	Dupont et al.	428/44
5,509,244	A *	4/1996	Bentzon	52/387
D498,856	S *	11/2004	Froech	D25/157
2003/0104157	A1 *	6/2003	Brady et al.	428/60

* cited by examiner

Primary Examiner—Doris Clark

(74) *Attorney, Agent, or Firm*—Edell, Shapiro & Finnan,
LLC

(57) **CLAIM**

The ornamental design for a flooring panel, as shown and described.

DESCRIPTION

FIG. 1 is a perspective view of a flooring panel according to the invention;

FIG. 2 is a top view of the flooring panel of FIG. 1;

FIG. 3 is a bottom view of flooring panel of FIG. 1;

FIG. 4 is a front view of the flooring panel of FIG. 1;

FIG. 5 is a rear view of the flooring panel of FIG. 1;

FIG. 6 is a left-hand view of the flooring panel of FIG. 1; and,

FIG. 7 is a right-hand view of the flooring panel of FIG. 1.

The portions shown in phantom are for illustrative purposes only and form no part of the claimed design.

1 Claim, 5 Drawing Sheets

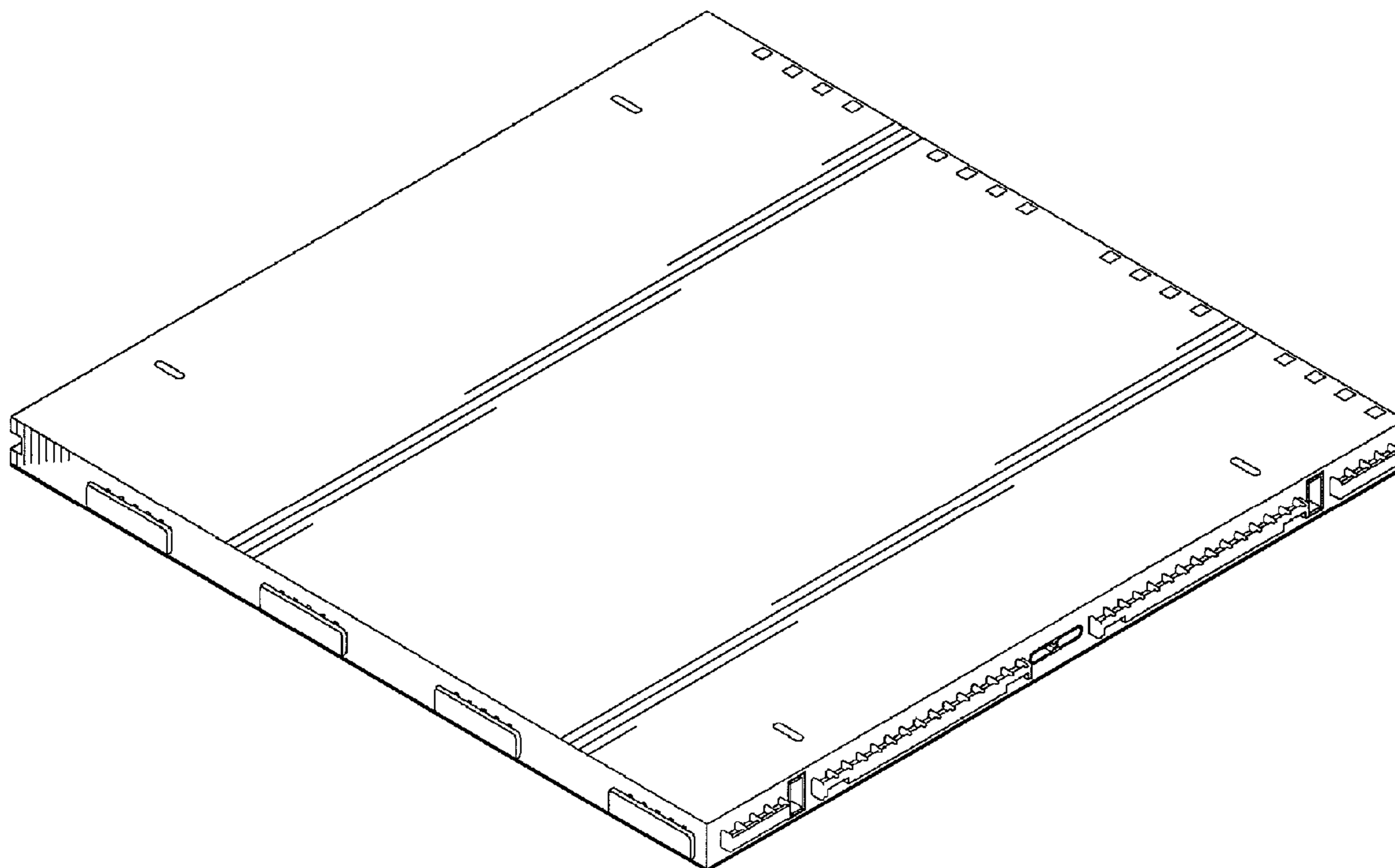


Fig. 1

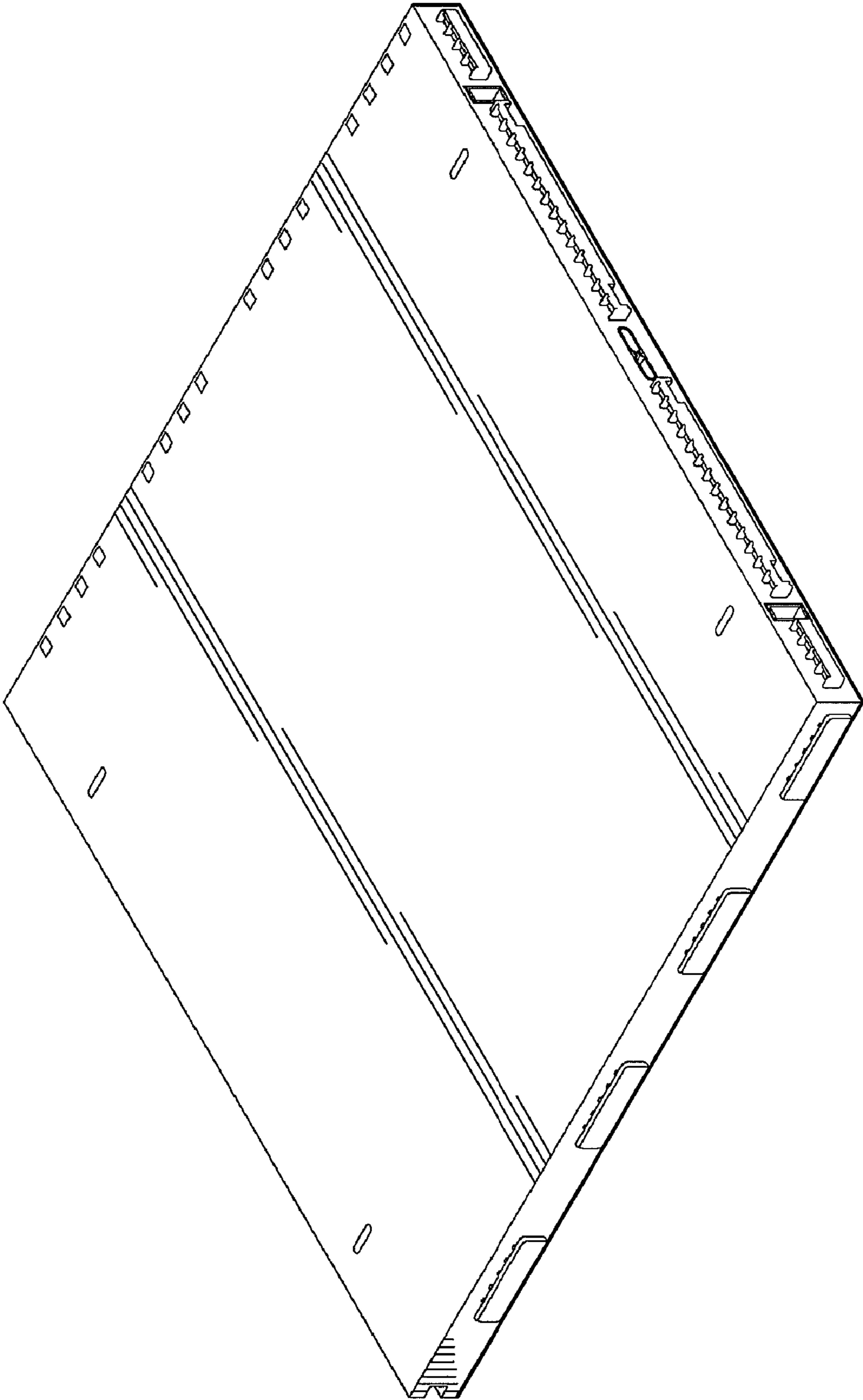


Fig. 2




Fig. 3

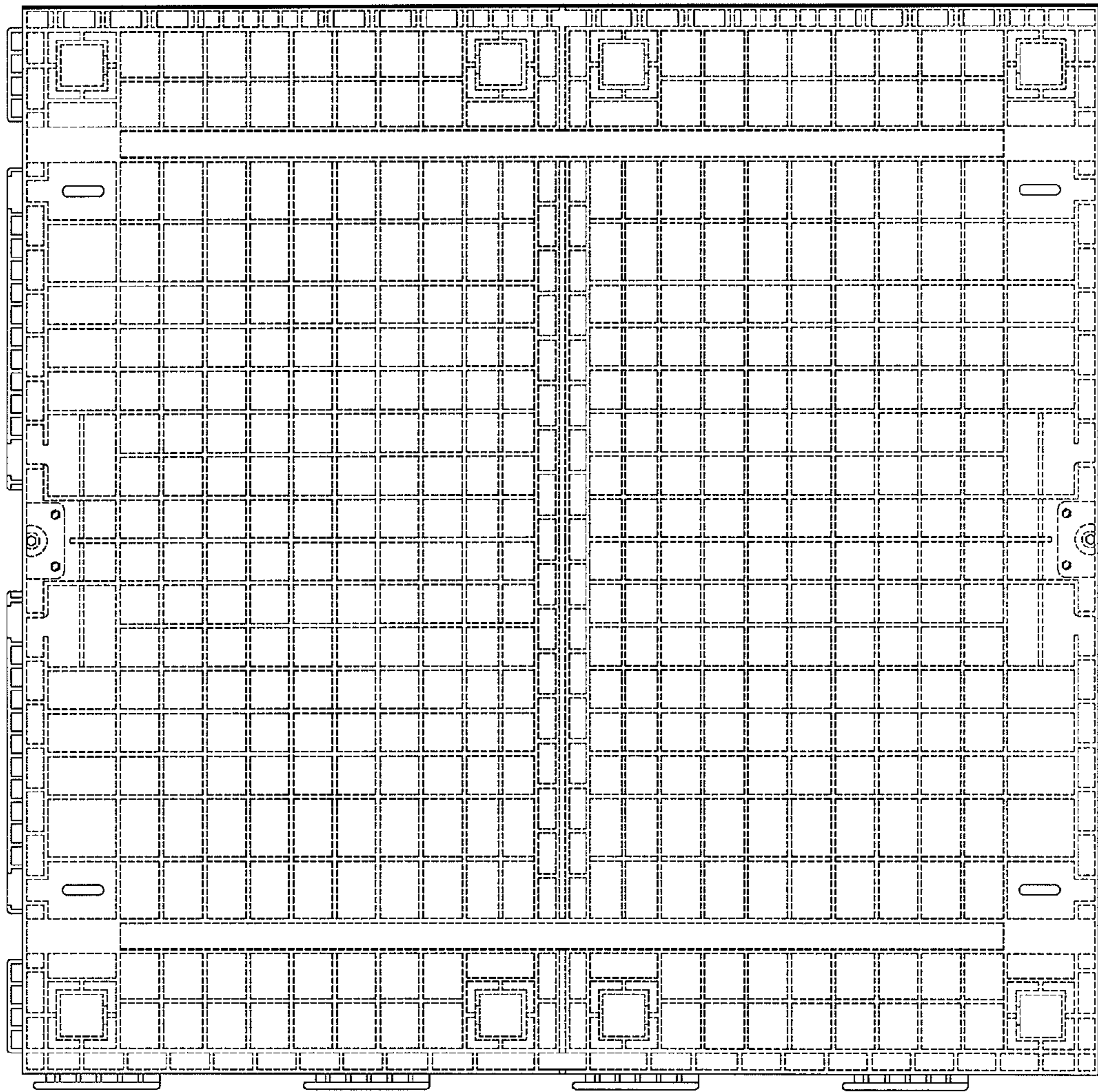


Fig. 4

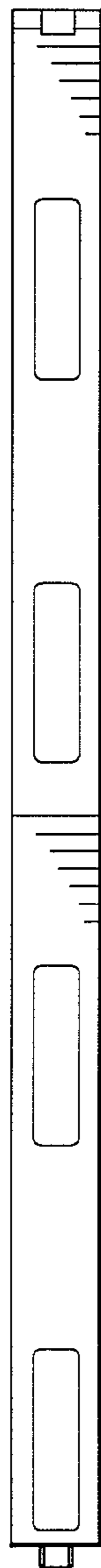


Fig. 5

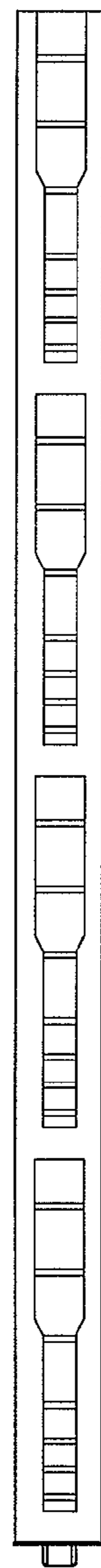


Fig. 6

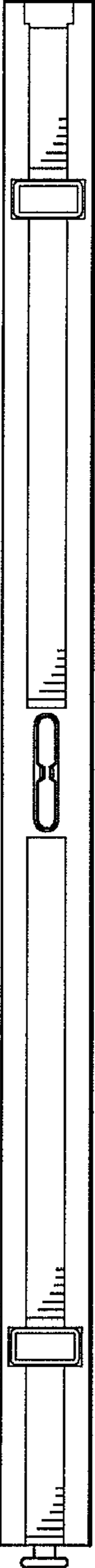


Fig. 7

