



US00D605298S

(12) **United States Design Patent**
McDonald

(10) **Patent No.:** **US D605,298 S**

(45) **Date of Patent:** **** *Dec. 1, 2009**

(54) **DENTAL MATRIX BAND**

(76) Inventor: **Simon Paul McDonald**, P.O. Box 33,
Kati Kati, BOP (NZ) 3129

(*) Notice: This patent is subject to a terminal disclaimer.

(**) Term: **14 Years**

(21) Appl. No.: **29/308,494**

(22) Filed: **Jun. 20, 2008**

(51) **LOC (9) Cl.** **24-02**

(52) **U.S. Cl.** **D24/181**

(58) **Field of Classification Search** D24/155,
D24/156, 107, 176, 180, 181, 182; 433/173,
433/176, 49, 70, 168.1, 38, 39, 40, 47; D8/387,
D8/388, 393; D29/108, 100; 128/859, 861,
128/862; 72/68, 299, 316

See application file for complete search history.

(56) **References Cited**

U.S. PATENT DOCUMENTS

532,722	A *	1/1895	Dennis	433/39
D31,395	S *	8/1899	Geraghty	D29/108
677,268	A *	6/1901	Power	433/40
1,833,247	A *	11/1931	Fust	433/39
3,842,505	A *	10/1974	Eames	433/39
D240,040	S *	5/1976	Kawaguchi	D24/180
D240,044	S *	5/1976	Kawaguchi	D24/180

D253,191	S *	10/1979	Stark et al.	D24/181
4,305,707	A *	12/1981	Shimenkov	433/40
5,425,635	A *	6/1995	Croll	433/39
5,788,487	A *	8/1998	Meyer	433/39
6,142,778	A *	11/2000	Summer	433/39
6,234,793	B1 *	5/2001	Brattesani et al.	433/39
6,350,122	B1 *	2/2002	Meyer	433/39
6,712,608	B2 *	3/2004	Bills	433/39
6,890,176	B2 *	5/2005	Hahn	433/39

* cited by examiner

Primary Examiner—Charles A Rademaker

(57) **CLAIM**

The ornamental design for a dental matrix band, as shown and described.

DESCRIPTION

FIG. 1 is a front elevation of a dental matrix band showing my new design;

FIG. 2 is a top plan view thereof;

FIG. 3 is a side elevation thereof;

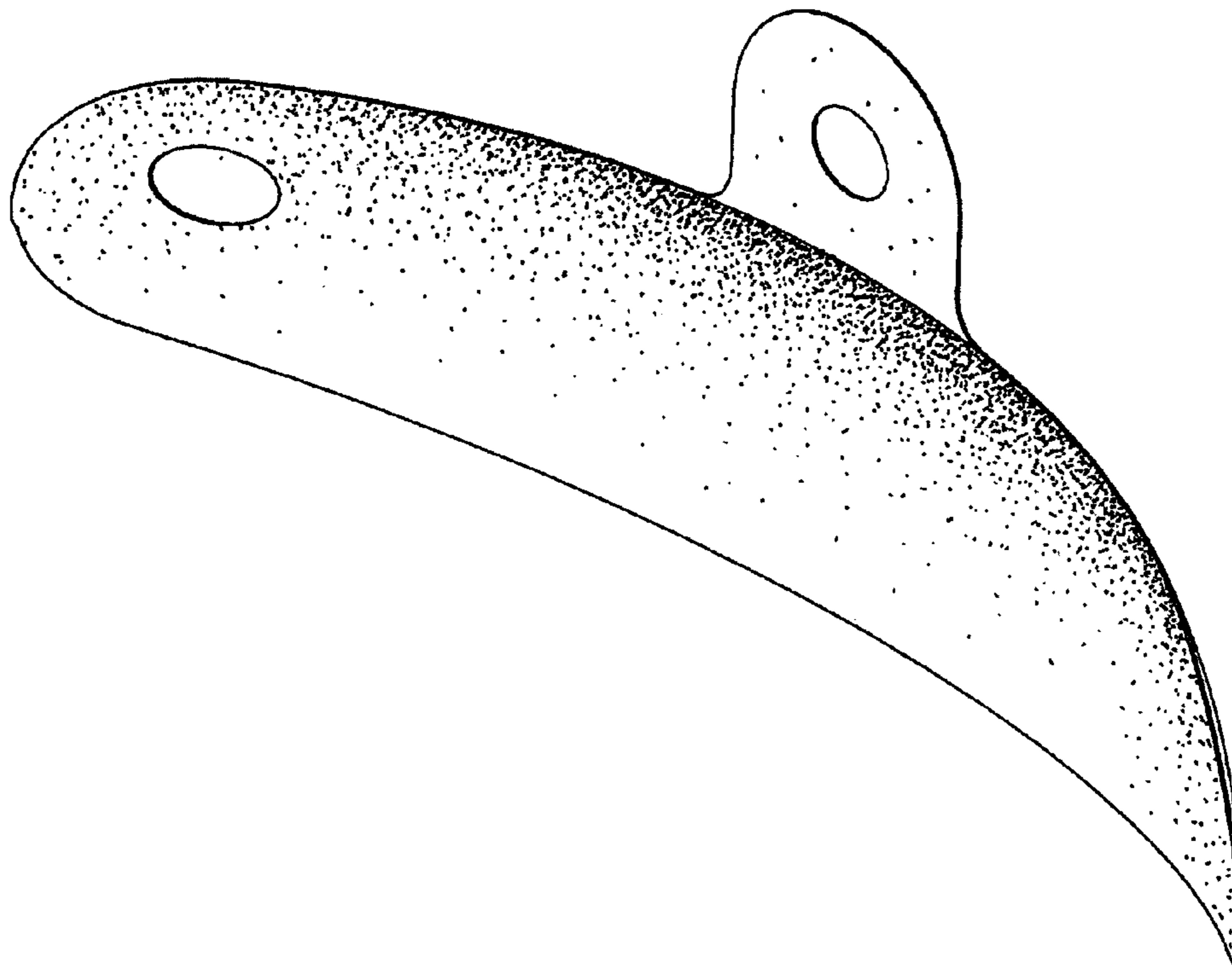
FIG. 4 is a side elevation thereof of the side opposite that shown in FIG. 3;

FIG. 5 is a bottom plan view thereof;

FIG. 6 is a rear elevation thereof; and,

FIG. 7 is a front perspective view thereof shown on an enlarged scale.

1 Claim, 2 Drawing Sheets






Fig 2

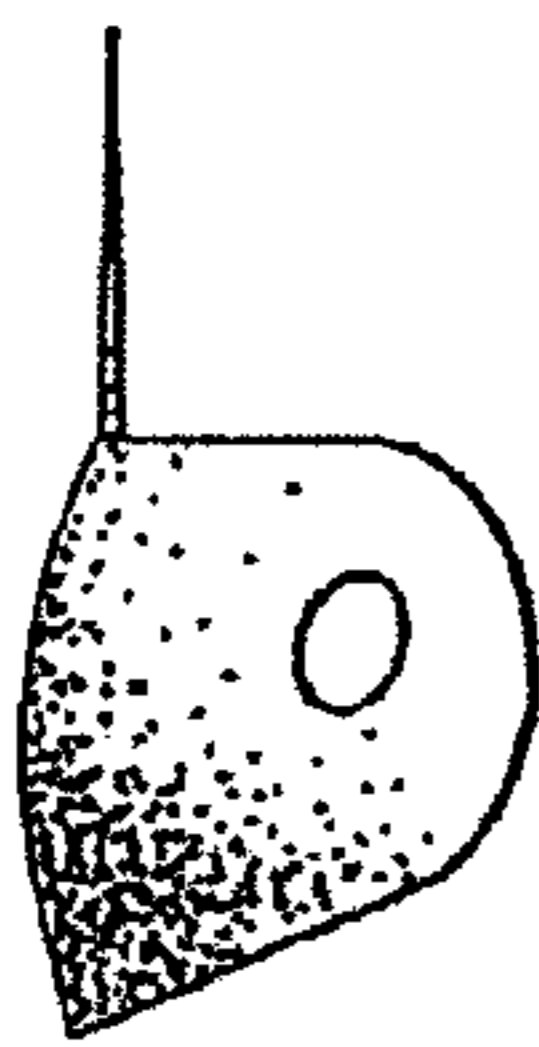


Fig 4

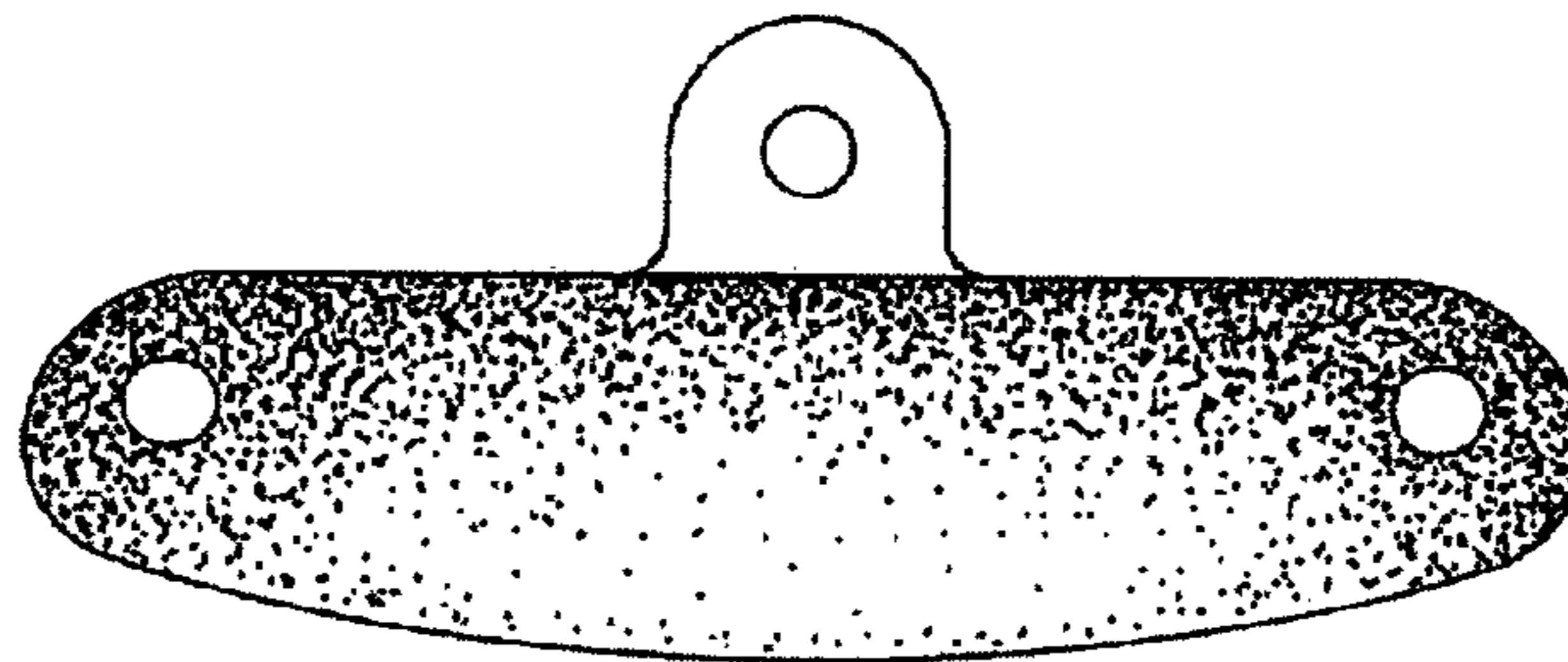


Fig 1

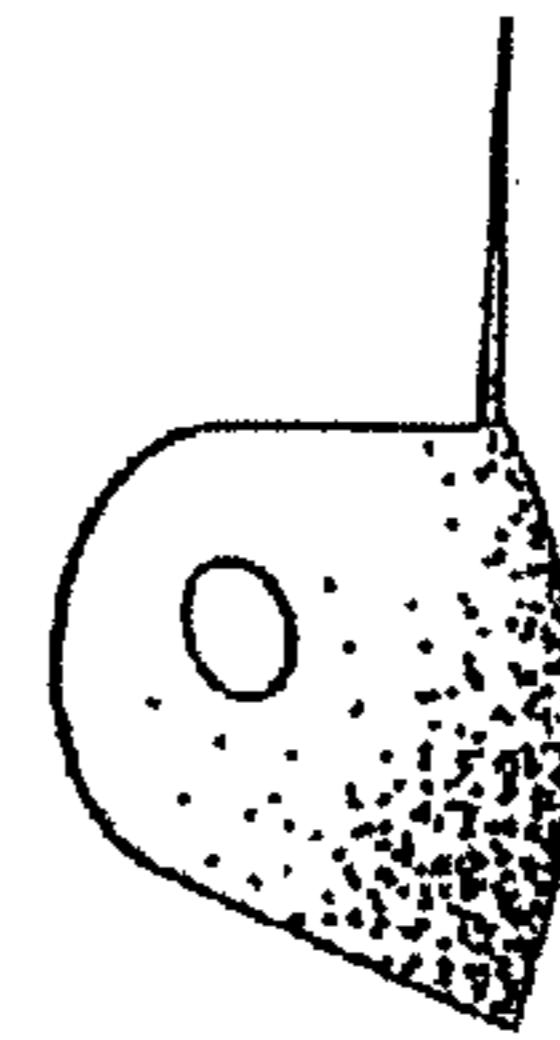


Fig 5

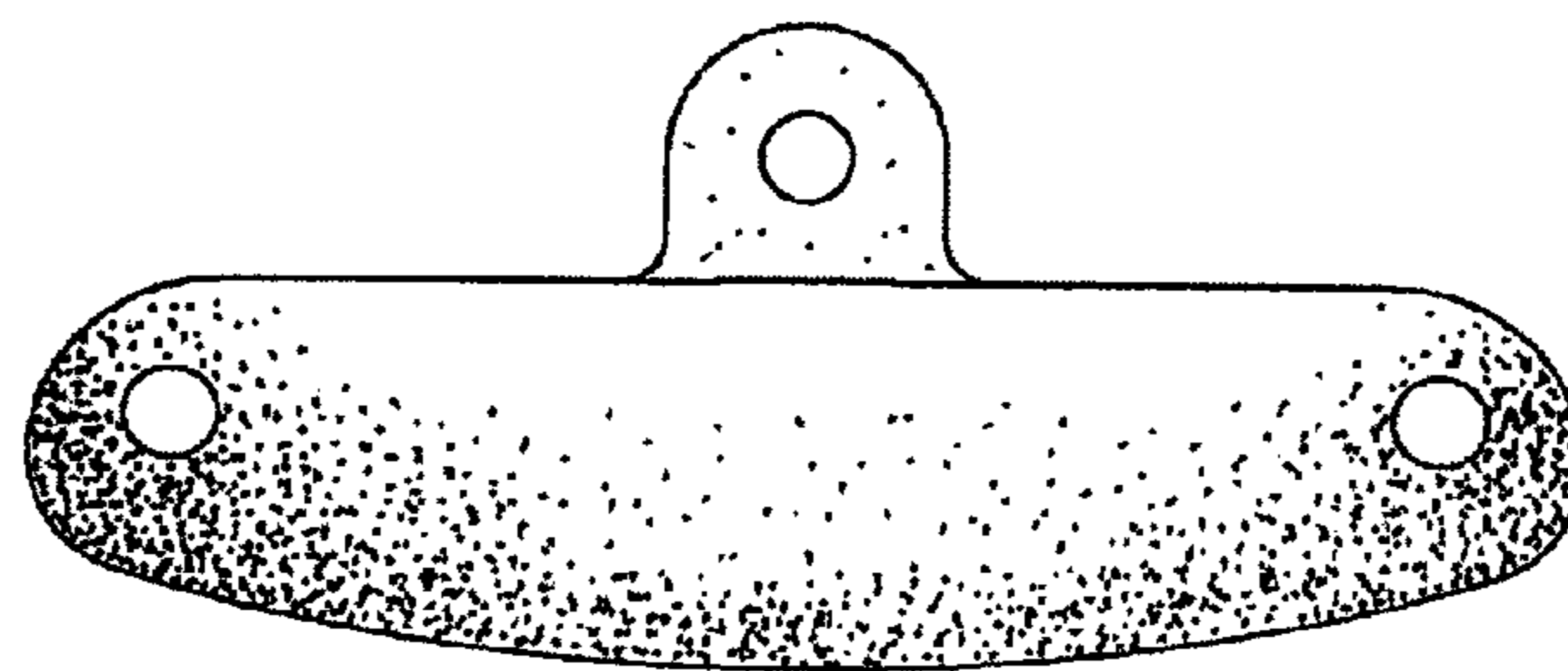


Fig 6

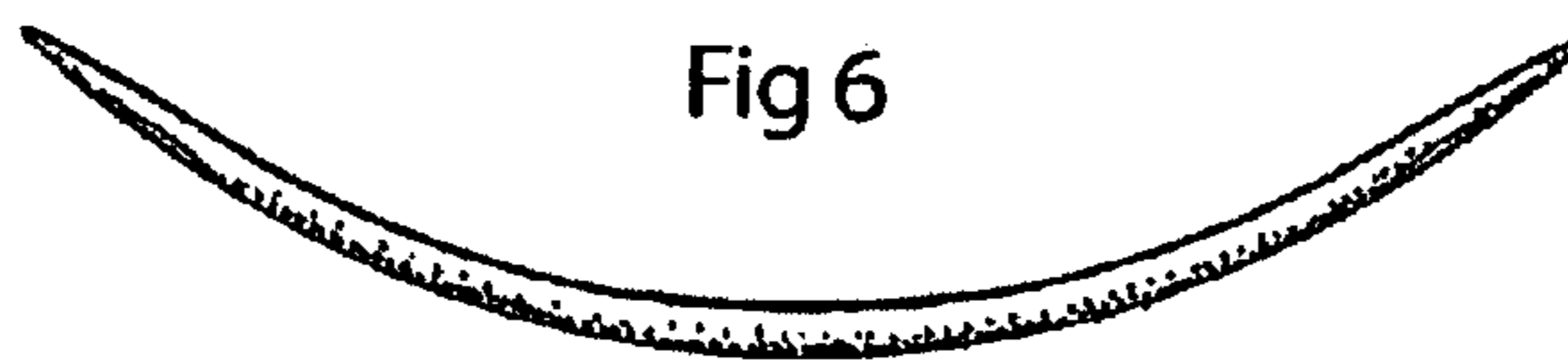


Fig 3

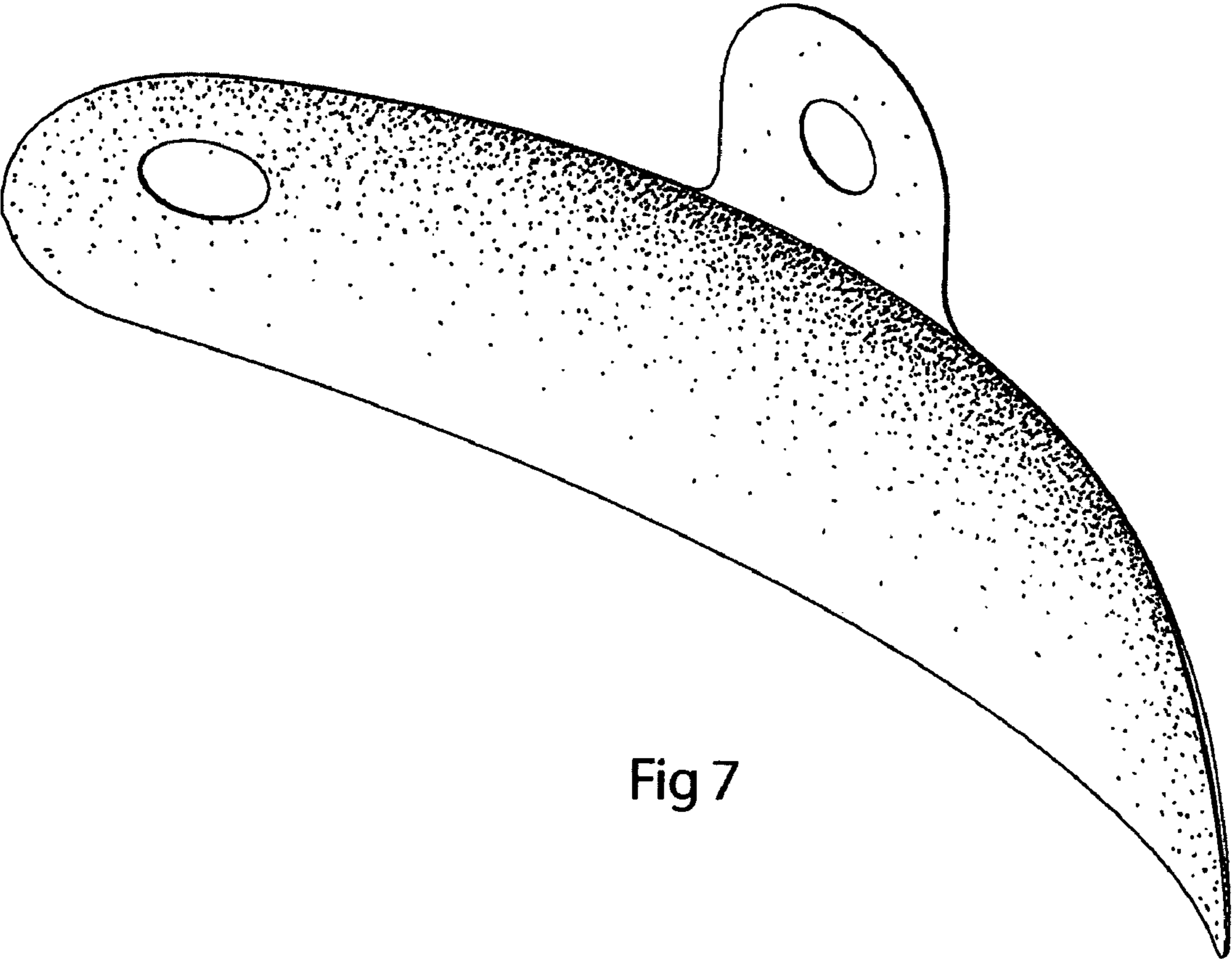


Fig 7