



US00D605294S

(12) **United States Design Patent**  
**Bergström**

(10) **Patent No.:** **US D605,294 S**

(45) **Date of Patent:** **\*\* Dec. 1, 2009**

(54) **HEARING ASSISTANCE DEVICE**

(75) **Inventor:** **Pär Bergström, Särö (SE)**

(73) **Assignee:** **Bellman & Symfon Europe AB,**  
**Gothenburg (SE)**

(\*\*) **Term:** **14 Years**

(21) **Appl. No.:** **29/334,710**

(22) **Filed:** **Mar. 31, 2009**

(30) **Foreign Application Priority Data**

Oct. 1, 2008 (EM) ..... 001012629

(51) **LOC (9) Cl.** ..... **24-99**

(52) **U.S. Cl.** ..... **D24/174**

(58) **Field of Classification Search** ..... D24/173-175,  
D24/182, 106; D14/205, 223, 224, 249;  
381/23.1, 312, 322, 323, 324, 328, 329, 330,  
381/380, 381; 181/129, 130, 134, 135, 137  
See application file for complete search history.

(56) **References Cited**

**U.S. PATENT DOCUMENTS**

D134,424 S	11/1942	King	
D271,692 S	12/1983	Morris	
D300,852 S	4/1989	Sunderland et al.	
D340,522 S *	10/1993	Silbersky	..... D24/174
D344,800 S	3/1994	Lamby	
D380,048 S	6/1997	Hampf et al.	
D417,278 S	11/1999	Eckstein	
D419,677 S	1/2000	McKimm	
D496,653 S	9/2004	Townsend et al.	
D552,596 S	10/2007	Christopher	
D560,808 S *	1/2008	Jurkiewicz	..... D24/174
D567,379 S	4/2008	Svensson	

**FOREIGN PATENT DOCUMENTS**

EM 000660469-001 2/2007

**OTHER PUBLICATIONS**

Bellman & Symfon image of hearing assistance device. Advertisement [online]. Retrieved from the internet: URL:<http://www.bellman.se/web/news.php?newskey=372> (1) page.

\* cited by examiner

*Primary Examiner*—T. Chase Nelson

*Assistant Examiner*—Anhdao Doan

(74) *Attorney, Agent, or Firm*—Tarolli, Sundheim, Covell & Tummino LLP

(57) **CLAIM**

I claim the ornamental design for a hearing assistance device, as shown and described.

**DESCRIPTION**

FIG. 1 is a perspective view of a hearing assistance device of the present invention,

FIG. 2 is a front elevation view of the hearing assistance device of FIG. 1;

FIG. 3 is a back elevation view of the hearing assistance device of FIG. 1;

FIG. 4 is a left side elevation view of the hearing assistance device of FIG. 1;

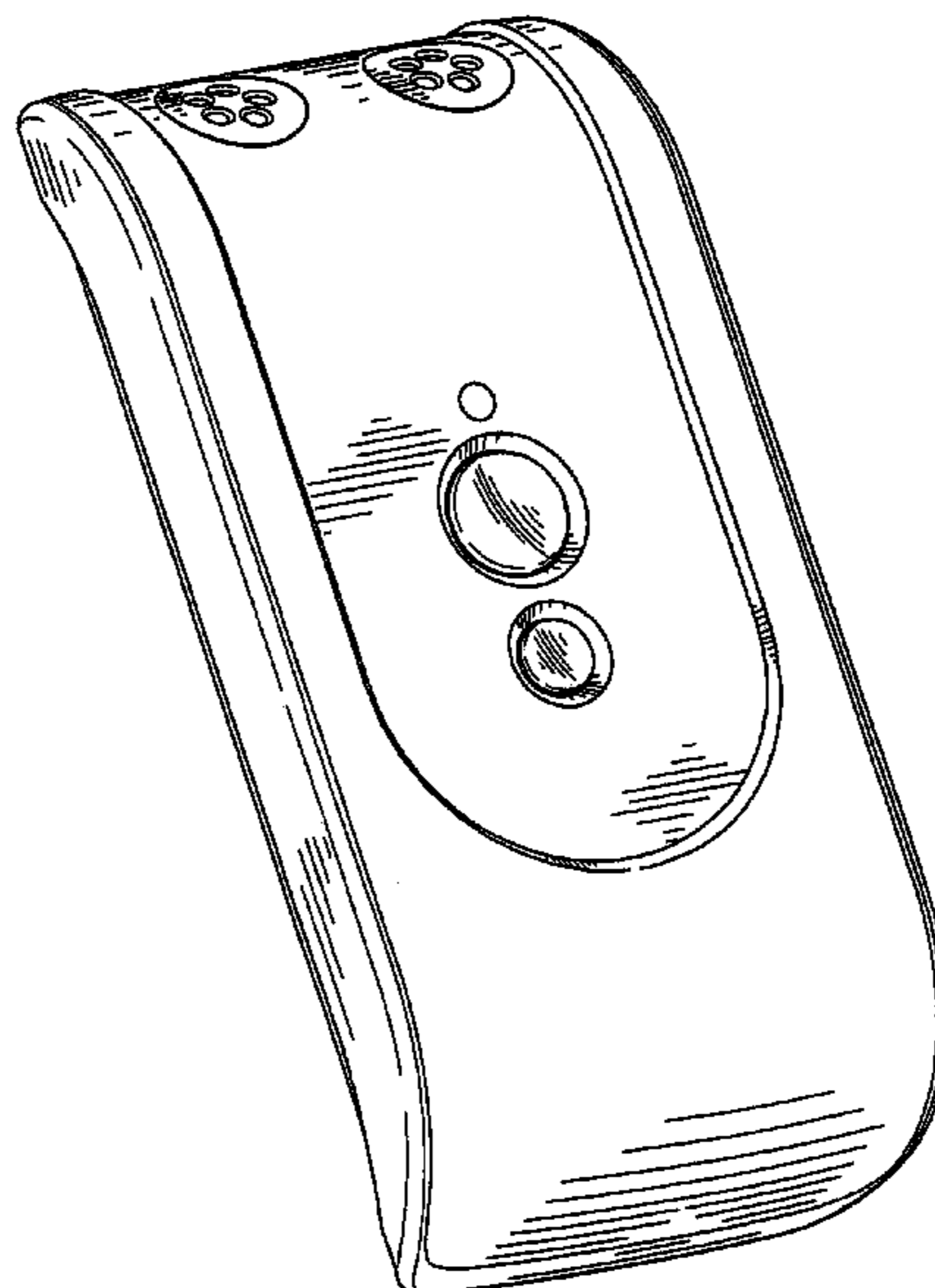
FIG. 5 is a right side elevation view of the hearing assistance device of FIG. 1;

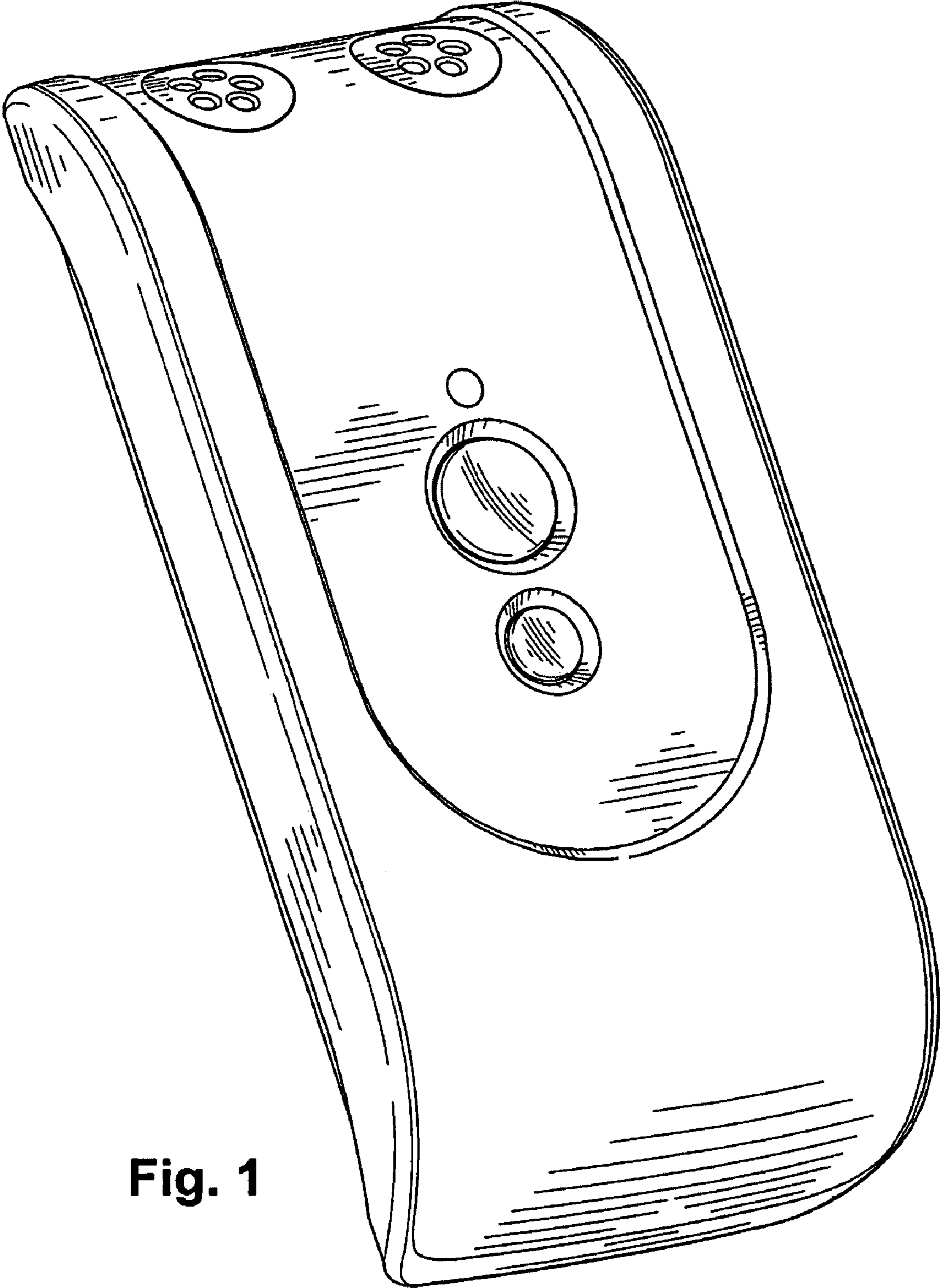
FIG. 6 is a top plan view of the hearing assistance device of FIG. 1; and,

FIG. 7 is a bottom plan view of the hearing assistance device of FIG. 1.

The broken lines in FIGS. 2-6 are included for the purpose of illustrating portions of the hearing assistance device that form no part of the claimed design.

**1 Claim, 5 Drawing Sheets**





**Fig. 1**

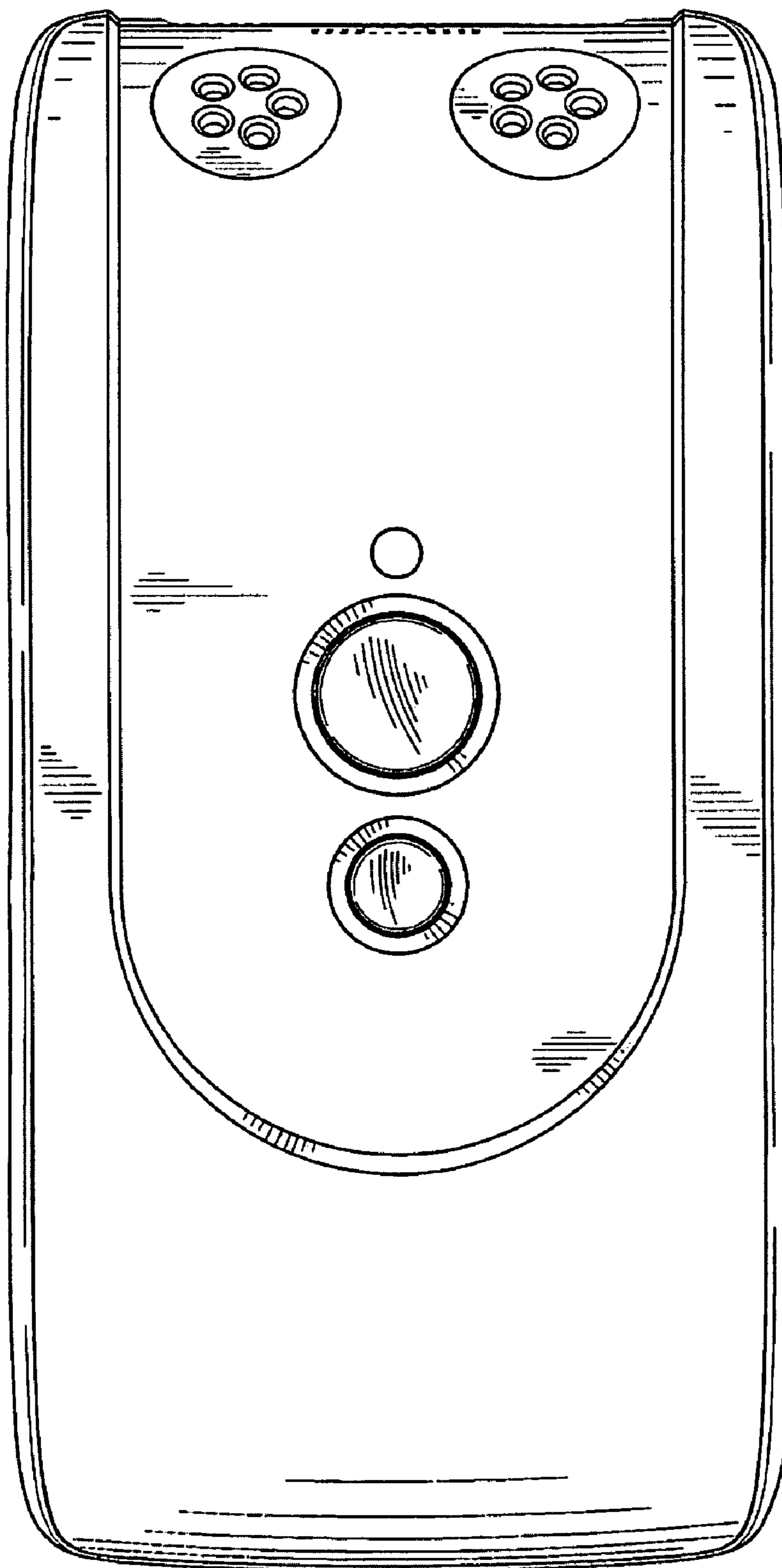


Fig. 2

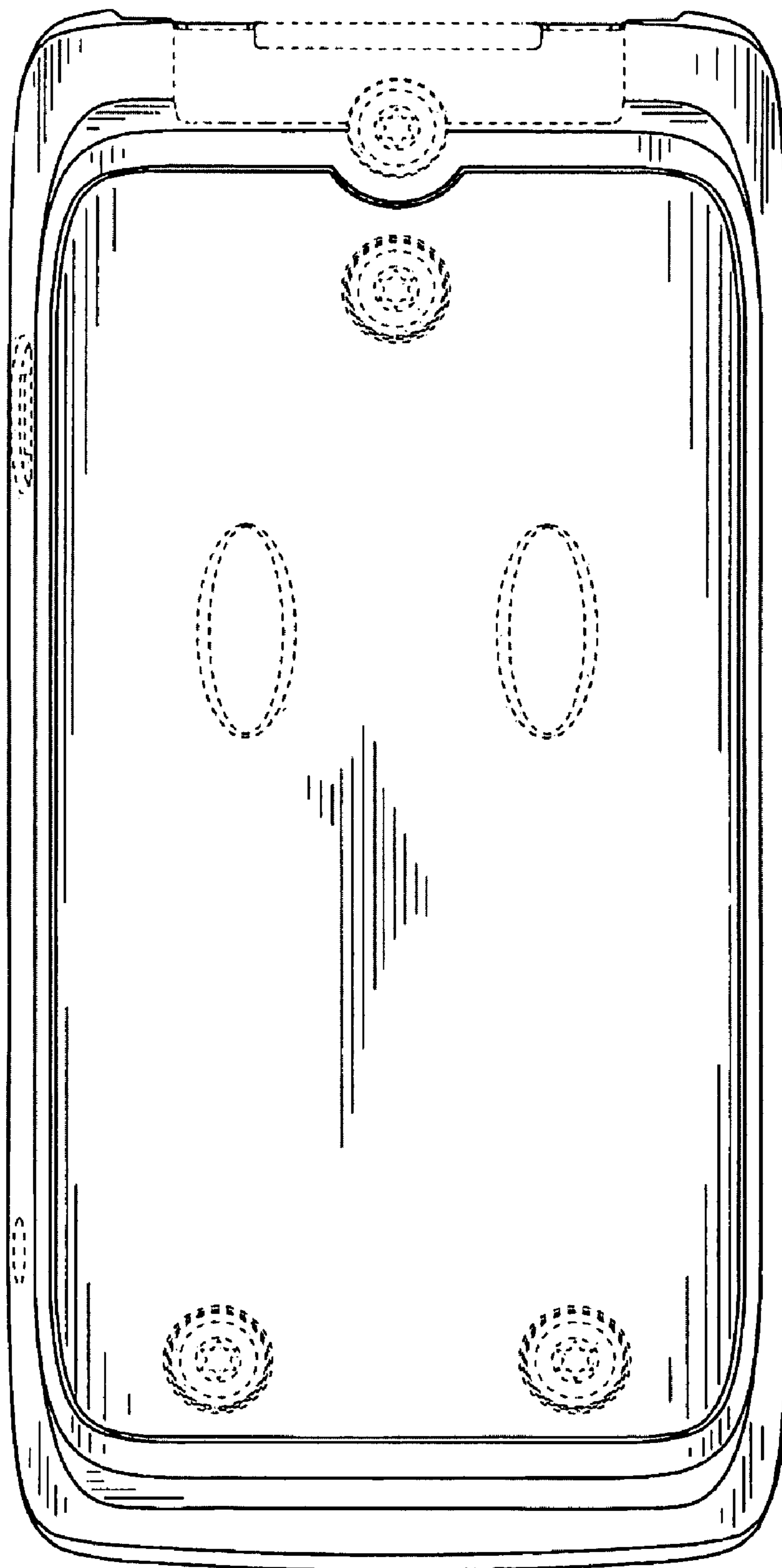
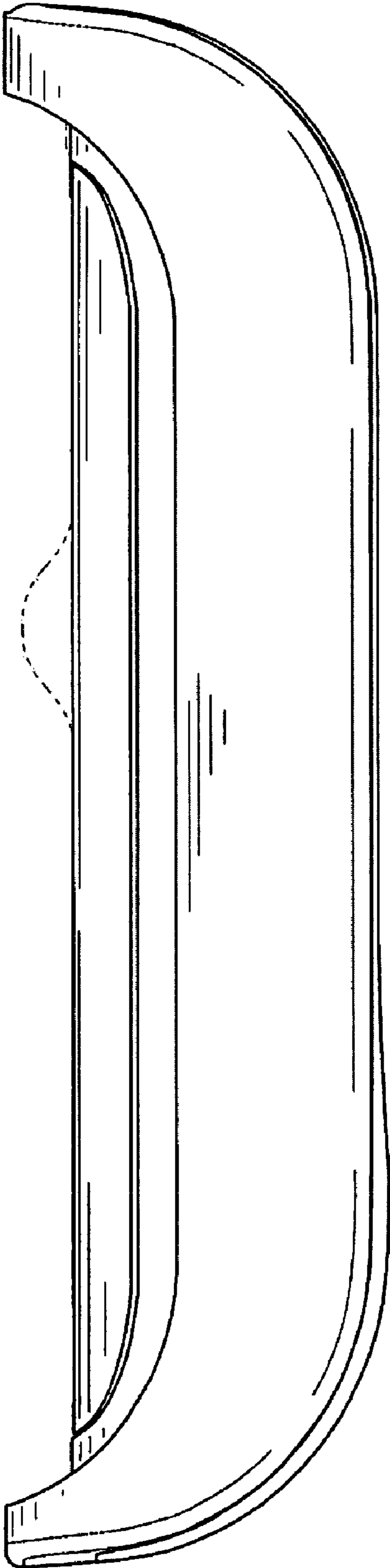
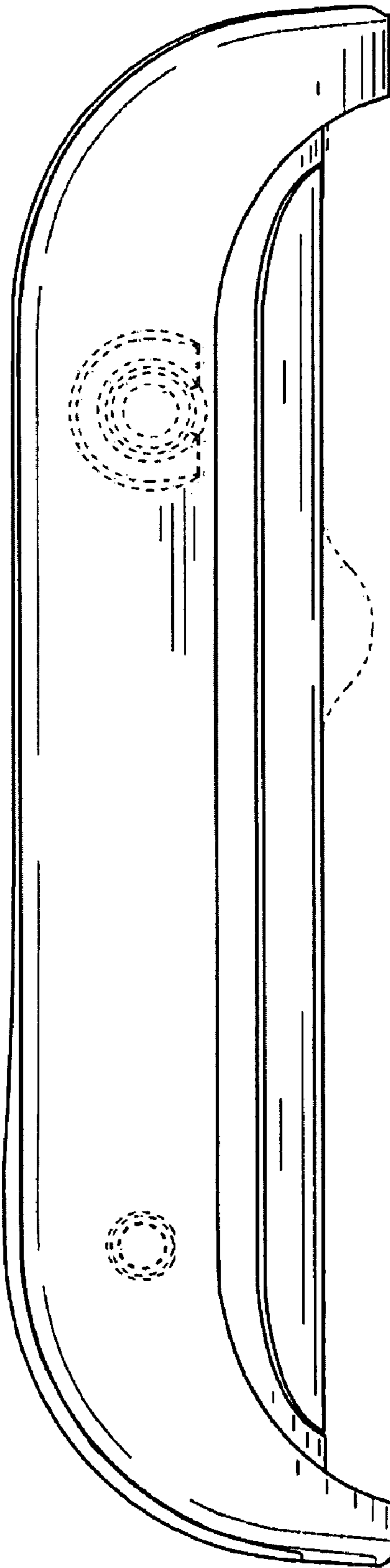


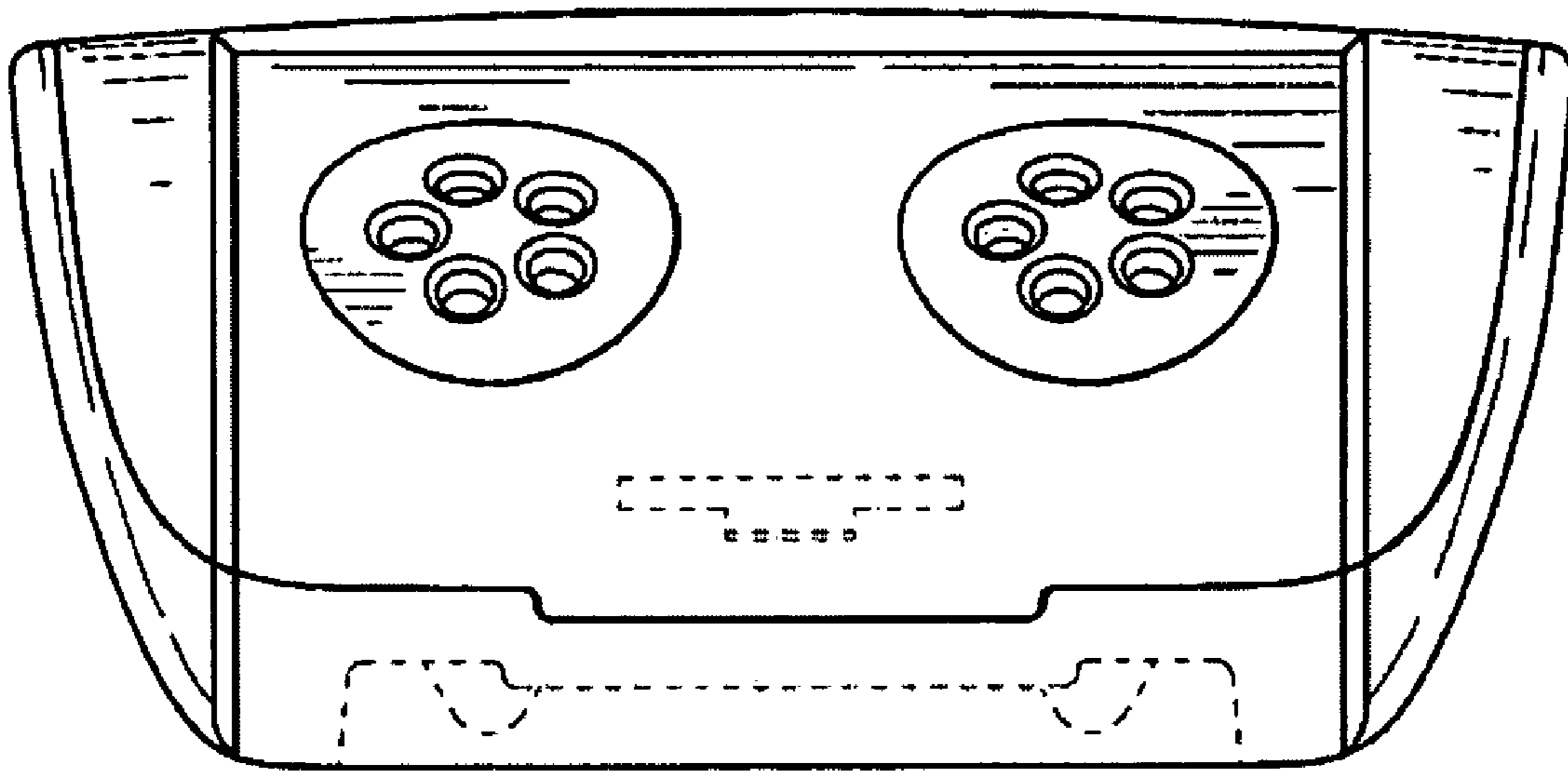
Fig. 3




**Fig. 4**



**Fig. 5**



**Fig. 6**



**Fig. 7**