



US00D605289S

(12) **United States Design Patent**
Horton

(10) **Patent No.:** **US D605,289 S**

(45) **Date of Patent:** **** Dec. 1, 2009**

(54) **SURGICAL DRILL GUIDE**

(76) **Inventor:** **Kenneth L. Horton**, 327 Shades Crest Rd., Birmingham, AL (US) 35226

(**) **Term:** **14 Years**

(21) **Appl. No.:** **29/329,538**

(22) **Filed:** **Dec. 17, 2008**

(51) **LOC (9) Cl.** **24-02**

(52) **U.S. Cl.** **D24/140**

(58) **Field of Classification Search** D24/140,
D24/133, 146, 112, 135, 137; D15/132,
D15/138, 139; 606/96, 102, 97, 98, 87, 88,
606/89

See application file for complete search history.

(56) **References Cited**

U.S. PATENT DOCUMENTS

D264,824 S *	6/1982	Sandel D10/71
4,501,269 A	2/1985	Bagby	
4,581,962 A	4/1986	Marbourg	
5,015,247 A	5/1991	Michelson	
5,306,307 A	4/1994	Senter et al.	
5,484,437 A	1/1996	Michelson	
5,489,307 A	2/1996	Kuslich et al.	
5,593,409 A	1/1997	Michelson	
5,741,253 A	4/1998	Michelson	
5,741,261 A	4/1998	Moskovitz et al.	
5,860,973 A	1/1999	Michelson	
5,954,635 A	9/1999	Foley et al.	
6,042,582 A	3/2000	Ray	
6,080,155 A	6/2000	Michelson	
6,210,412 B1	4/2001	Michelson	
6,371,988 B1	4/2002	Pafford et al.	
6,485,518 B1	11/2002	Cornwall et al.	
6,520,907 B1	2/2003	Foley et al.	
6,540,747 B1	4/2003	Marino	
6,562,046 B2	5/2003	Sasso	
6,579,319 B2	6/2003	Goble et al.	
6,902,578 B1	6/2005	Anderson et al.	
6,923,810 B1	8/2005	Michelson	
6,923,811 B1	8/2005	Carl et al.	
6,942,698 B1	9/2005	Jackson	

7,223,269 B2	5/2007	Chappuis	
D574,495 S *	8/2008	Petersen D24/140
D574,957 S	8/2008	Petersen	
D581,538 S	11/2008	Horton	
7,452,369 B2	11/2008	Barry	
2004/0087948 A1	5/2004	Suddaby	
2004/0143268 A1	7/2004	Falahee	
2004/0215344 A1	10/2004	Hochschuler et al.	
2005/0015150 A1	1/2005	Lee	
2005/0065516 A1	3/2005	Jahng	
2005/0149030 A1	7/2005	Serhan et al.	
2006/0036264 A1	2/2006	Selover et al.	

(Continued)

OTHER PUBLICATIONS

Stein, M. et al, Percutaneous Facet Joint Fusion: Preliminary Experience, J. Vasc. Interv. Radiol., 1993, Jan-Feb., 4 (1) 69-74.

Primary Examiner—Charles A Rademaker

Assistant Examiner—Charles D Hanson

(74) *Attorney, Agent, or Firm*—Kenneth M. Bush; Bush Intellectual Property Law

(57) **CLAIM**

I claim the ornamental design for a surgical drill guide, as shown and described.

DESCRIPTION

FIG. 1 is a bottom perspective view of a surgical drill guide showing my new design;

FIG. 2 is a top perspective view thereof;

FIG. 3 is a front elevational view thereof;

FIG. 4 is a rear elevational view thereof;

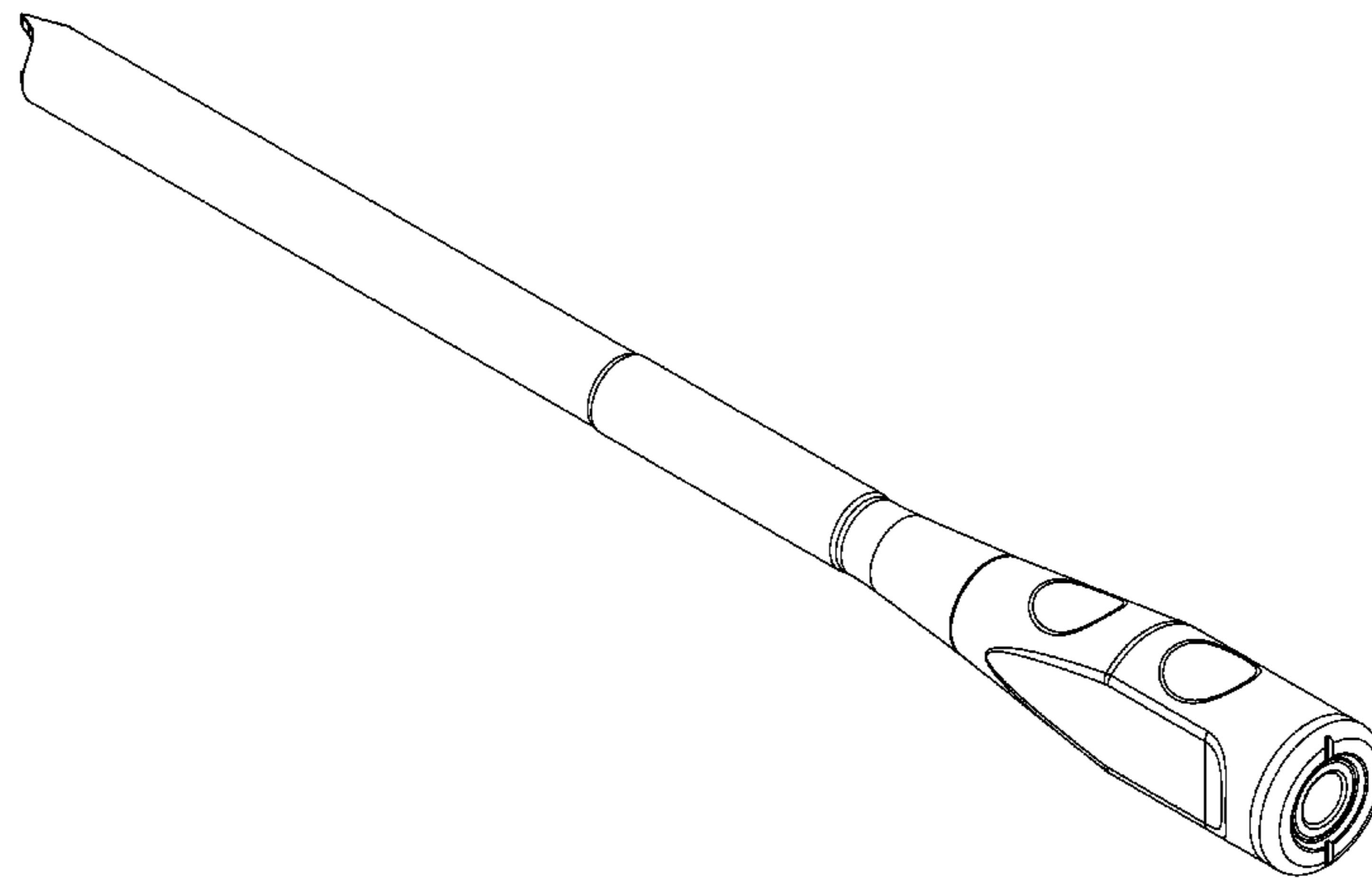
FIG. 5 is a right side elevational view thereof;

FIG. 6 is a left side elevational view thereof;

FIG. 7 is a top plan view thereof; and,

FIG. 8 is a bottom plan view thereof.

1 Claim, 5 Drawing Sheets



US D605,289 S

Page 2

U.S. PATENT DOCUMENTS

2006/0064099	A1	3/2006	Pavlov et al.	2007/0276418	A1*	11/2007	Kadykowski	606/159
2006/0111779	A1	5/2006	Petersen	2008/0228207	A1*	9/2008	Kadykowski et al.	606/159
2006/0111782	A1	5/2006	Petersen	2008/0255667	A1	10/2008	Horton		
2007/0250166	A1	10/2007	McKay	2009/0131986	A1	5/2009	Lee et al.		

* cited by examiner

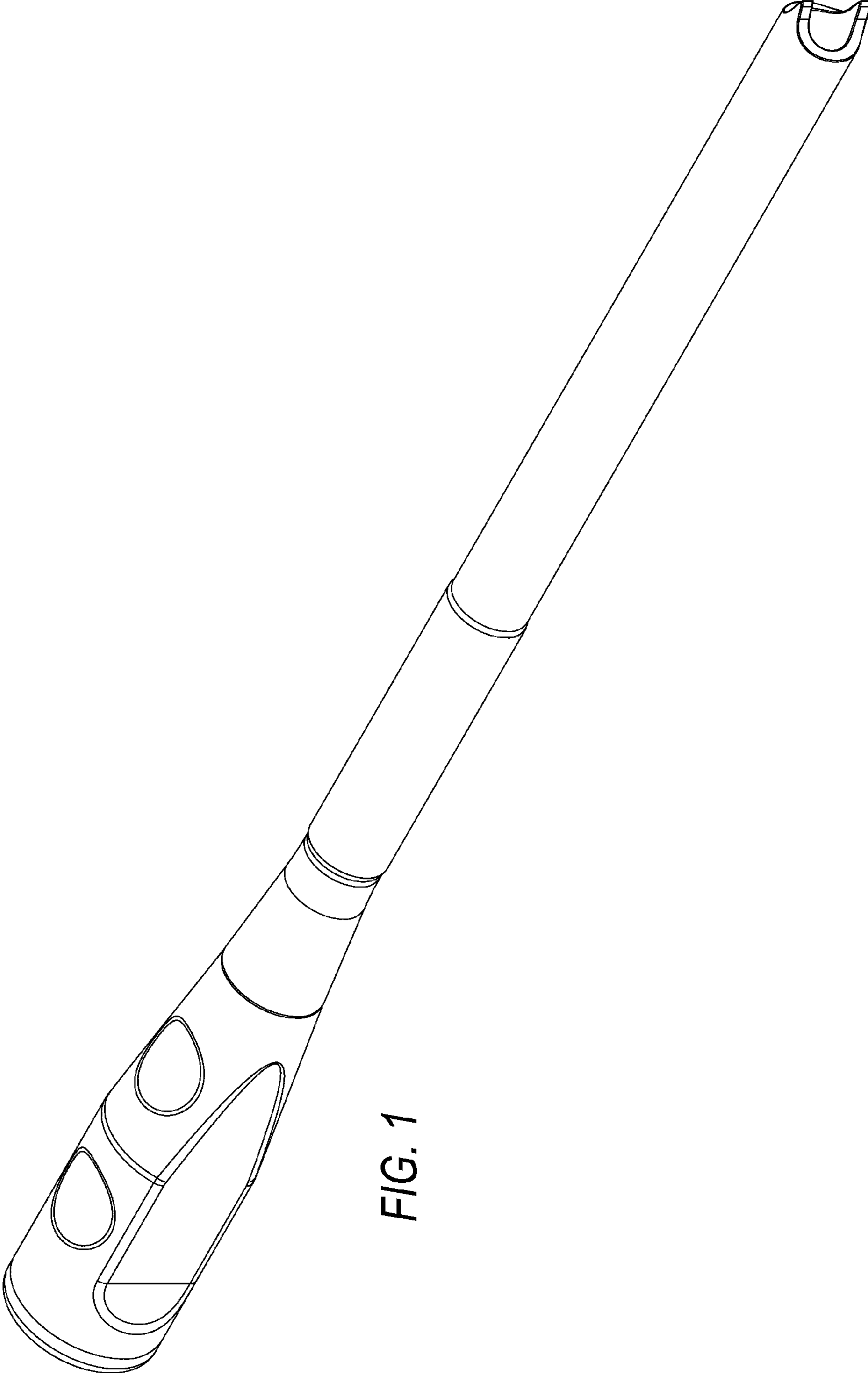


FIG. 1

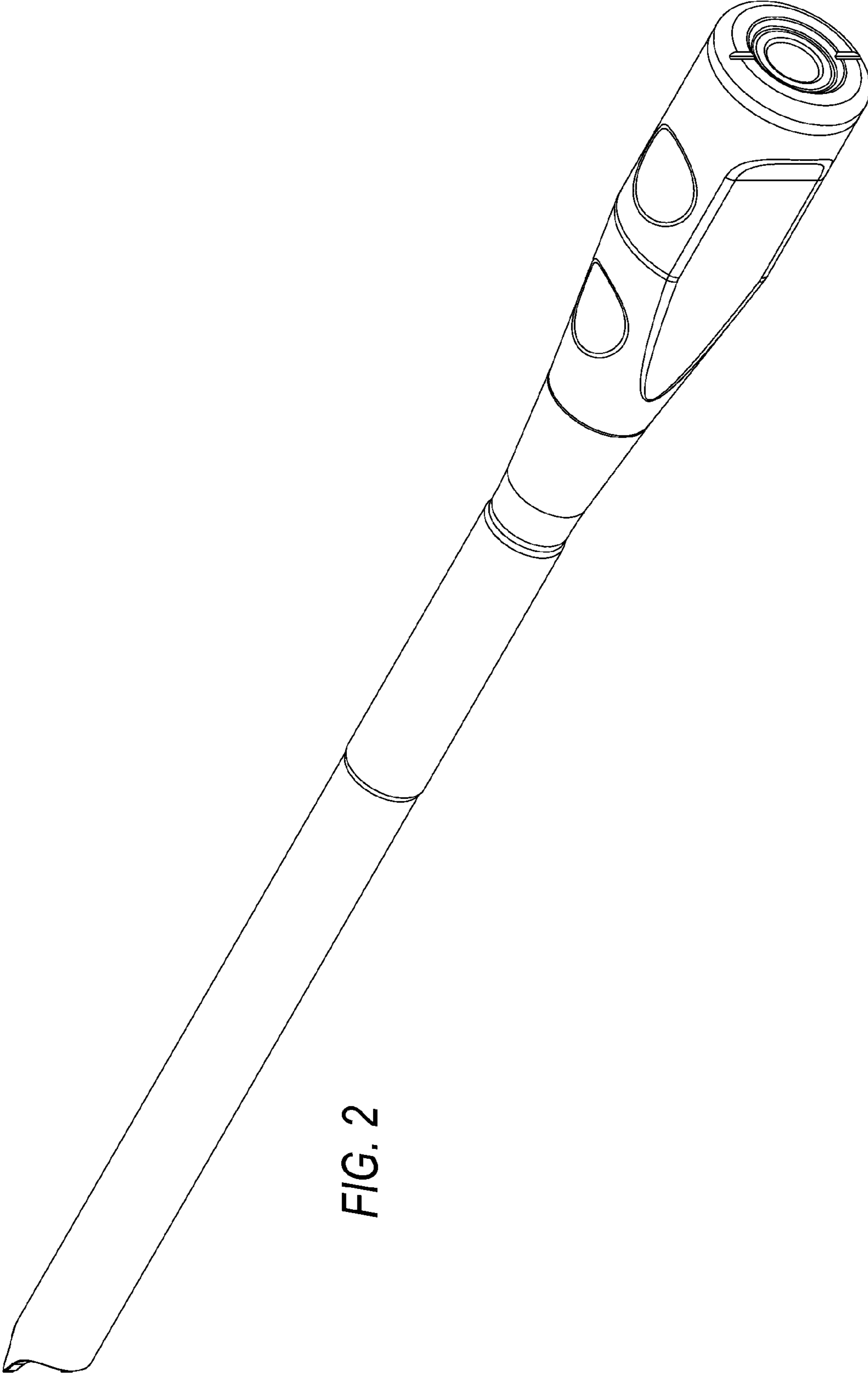


FIG. 2

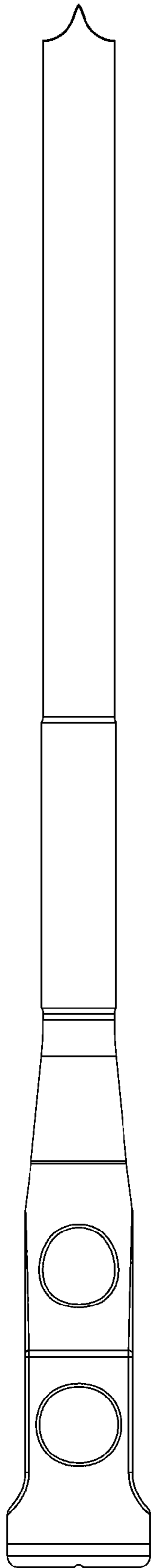


FIG. 3

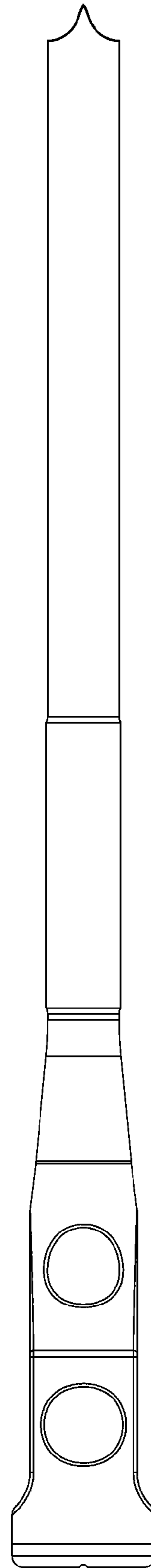


FIG. 4

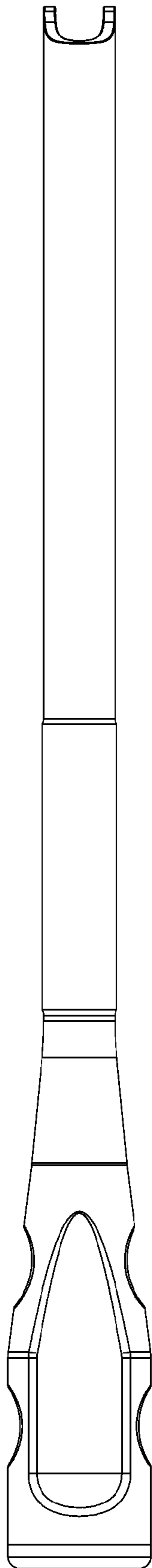


FIG. 5

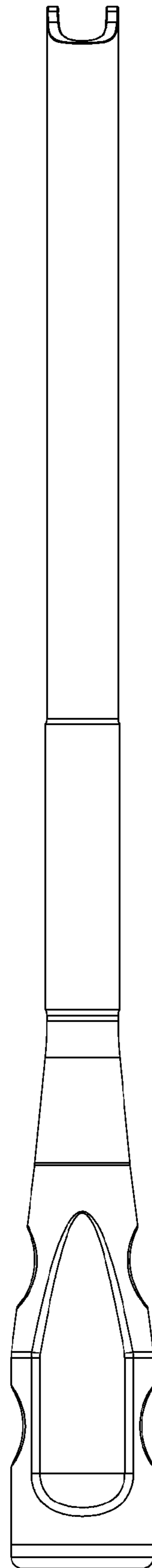


FIG. 6

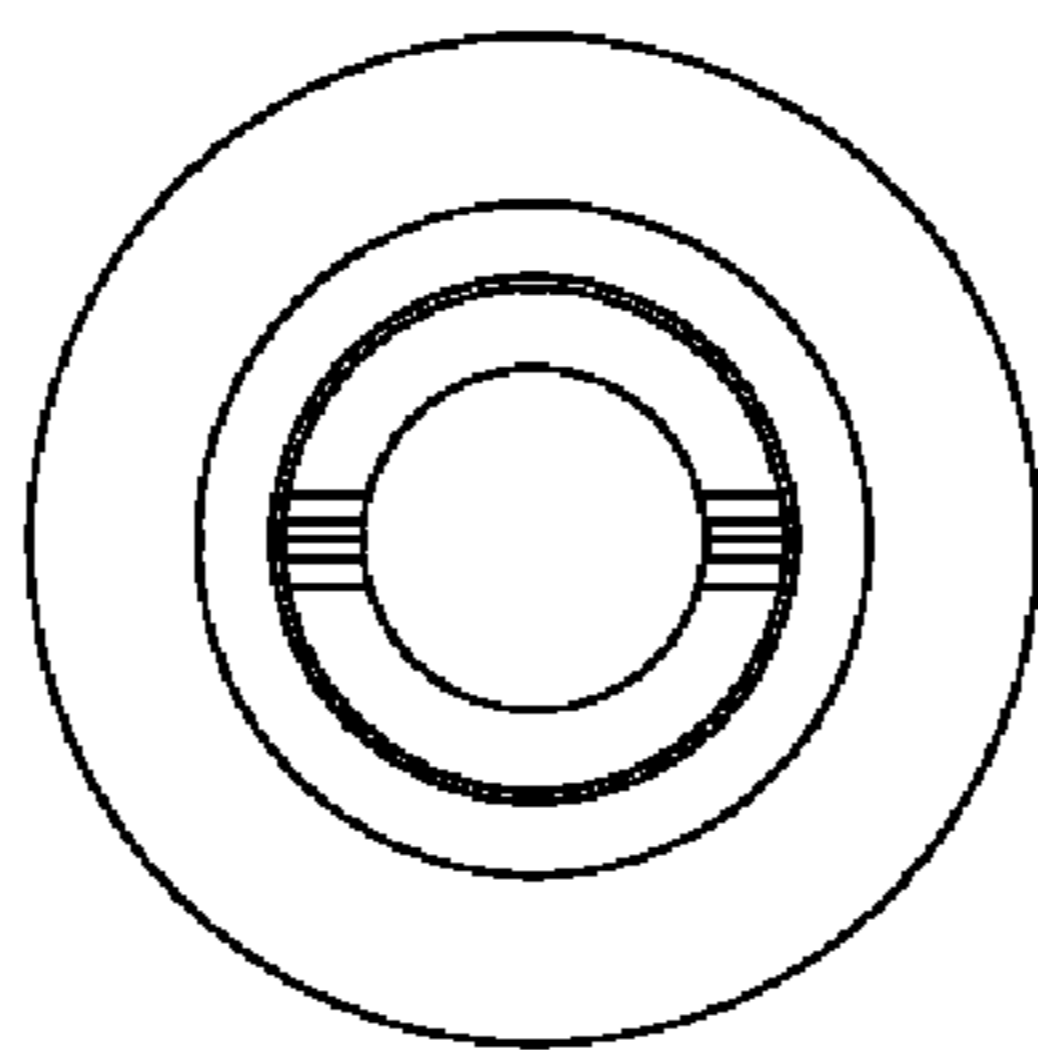


FIG. 8

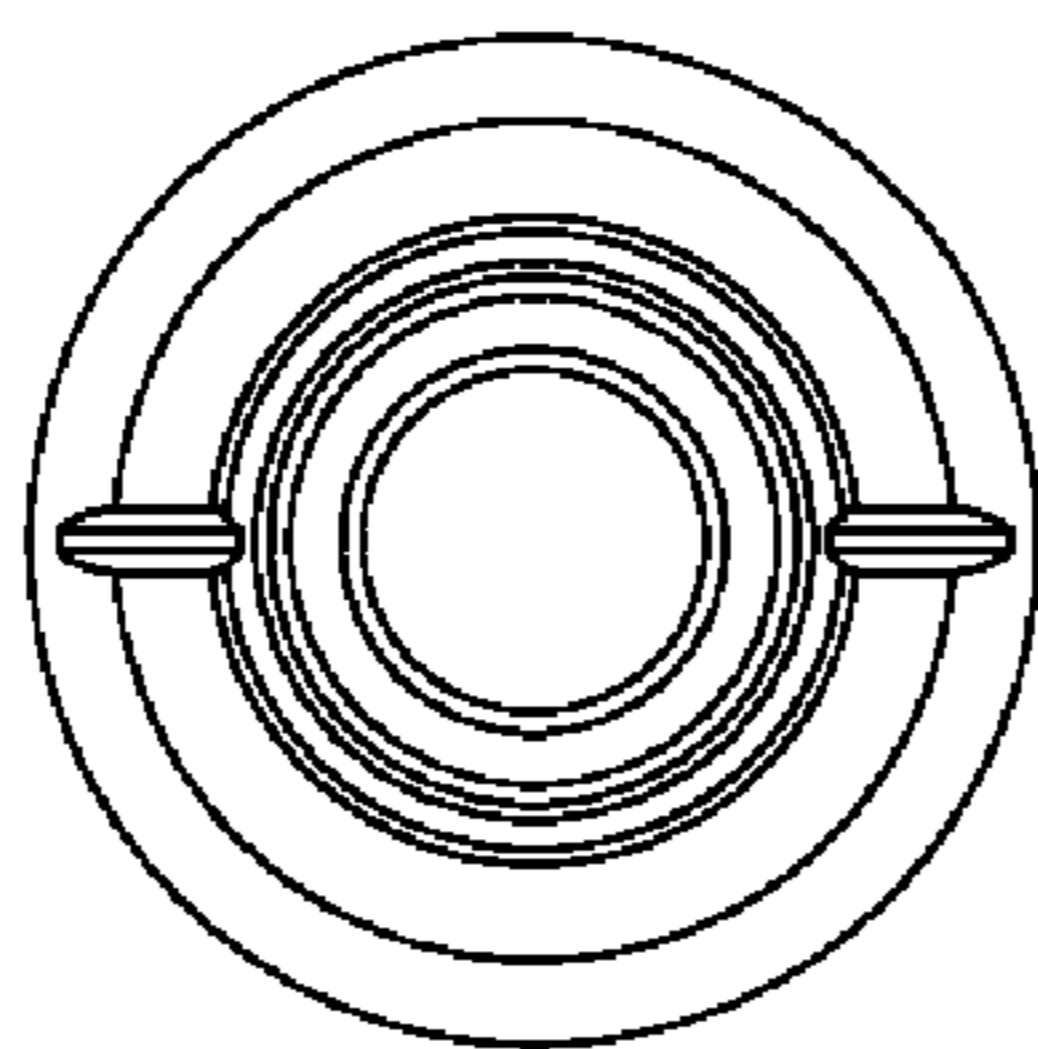


FIG. 7