



US00D605288S

(12) **United States Design Patent**  
**Brostoff et al.**

(10) **Patent No.:** **US D605,288 S**

(45) **Date of Patent:** **\*\* Dec. 1, 2009**

(54) **HANDLE FOR A MEDICAL DEVICE**

D439,664 S 3/2001 Cuschieri et al.

(75) Inventors: **Daniel Brostoff**, Aliso Viejo, CA (US);  
**Franz Jakoubek**, Liptingen (DE)

(73) Assignee: **Edwards Lifesciences Corporation**,  
Irvine, CA (US)

(\*\*) Term: **14 Years**

(21) Appl. No.: **29/335,238**

(22) Filed: **Apr. 10, 2009**

(51) **LOC (9) Cl.** ..... **24-02**

(52) **U.S. Cl.** ..... **D24/133**

(58) **Field of Classification Search** ..... D24/133,  
D24/138, 143, 146, 147; 606/167, 174, 205,  
606/564, 1

See application file for complete search history.

(56) **References Cited**

**U.S. PATENT DOCUMENTS**

4,446,866	A	5/1984	Davidson	
4,644,651	A	2/1987	Jacobsen	
D343,453	S	1/1994	Noda	
5,409,478	A	4/1995	Gerry et al.	
5,439,461	A	8/1995	Storz	
5,470,328	A	11/1995	Furnish	
5,498,256	A	3/1996	Furnish	
5,501,698	A *	3/1996	Roth et al.	606/205
5,624,431	A	4/1997	Gerry et al.	
D385,350	S	10/1997	Furnish	
5,893,877	A	4/1999	Gampp, Jr. et al.	
D420,741	S *	2/2000	Croley	D24/144

**OTHER PUBLICATIONS**

Edwards Lifesciences, *Port Access Precision Series Surgical Instruments*, (4 page Brochure) 2008, USA.

\* cited by examiner

*Primary Examiner*—Lisa P Lichtenstein

(74) *Attorney, Agent, or Firm*—Keith Newburry

(57) **CLAIM**

The ornamental design for a handle for a medical device, as shown and described.

**DESCRIPTION**

FIG. 1 is a left, top, rear perspective view of a handle according to the present invention;

FIG. 2 is a front elevation view of the handle of FIG. 1;

FIG. 3 is a left side elevation view of the handle of FIG. 1 in a closed configuration;

FIG. 4 is a rear elevation view of the handle of FIG. 1;

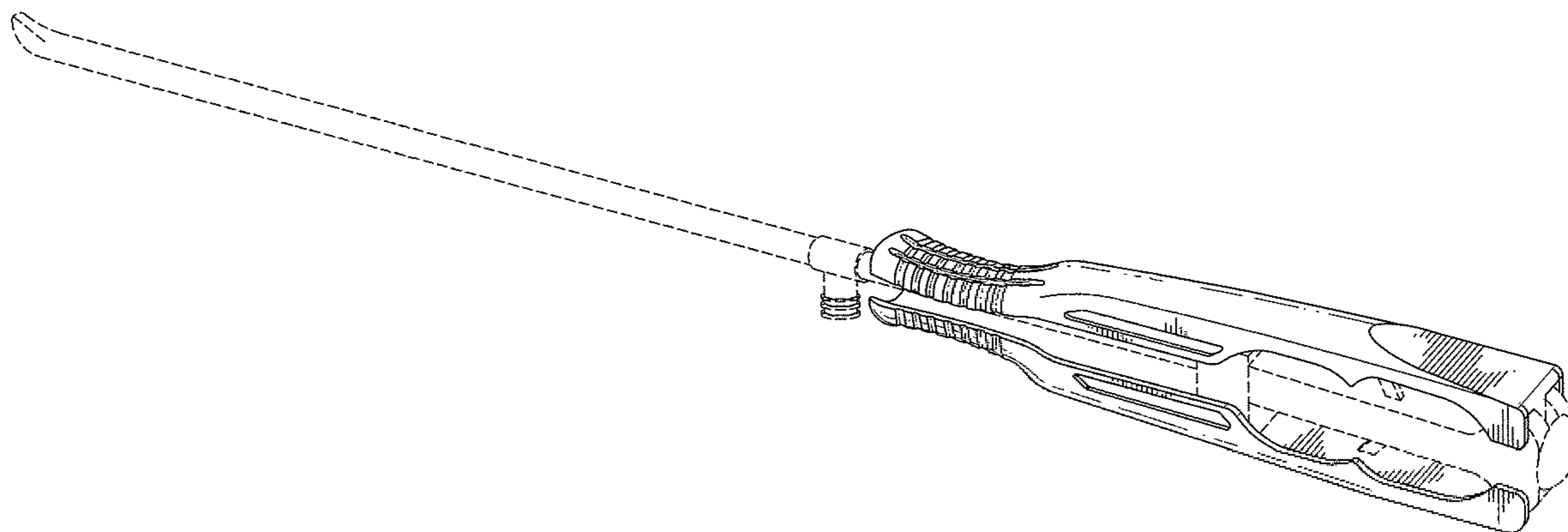
FIG. 5 is a right side elevation view of the handle of FIG. 1;

FIG. 6 is a top plan view of the handle of FIG. 1, with the bottom being a mirror image; and,

FIG. 7 is a left side elevation view of the handle of FIG. 1 in an open configuration.

The broken line showing of a medical device is included for the purpose of illustrating environmental structure and forms no part of the claimed design.

**1 Claim, 3 Drawing Sheets**



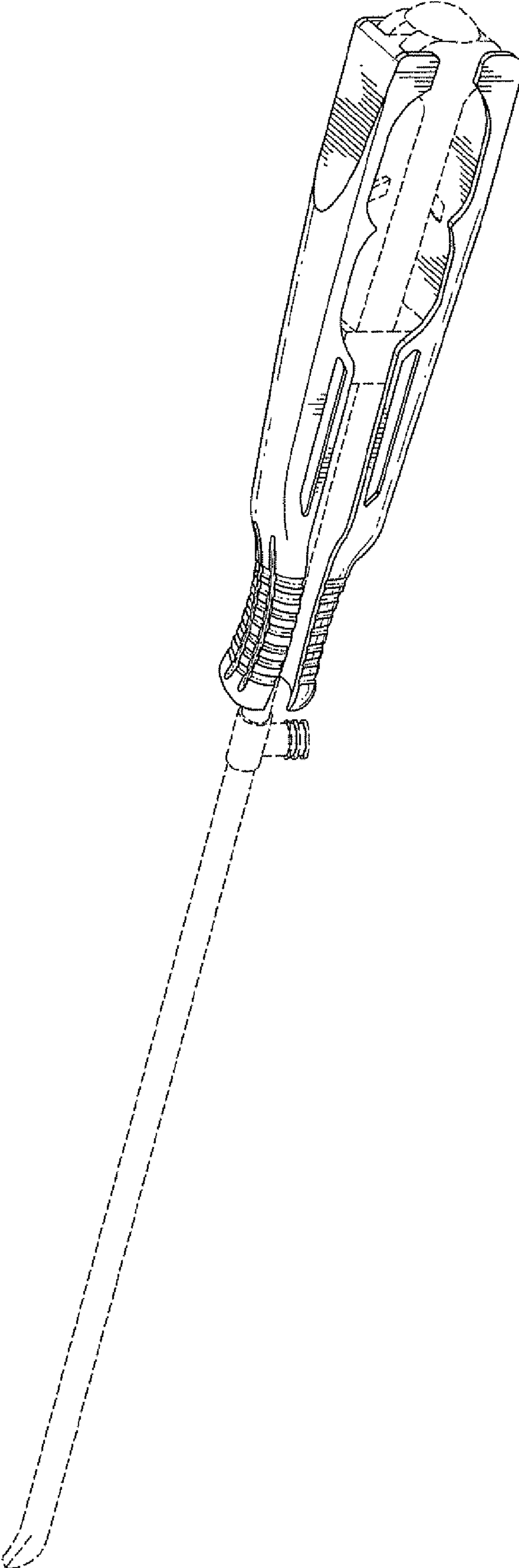


FIG. 1

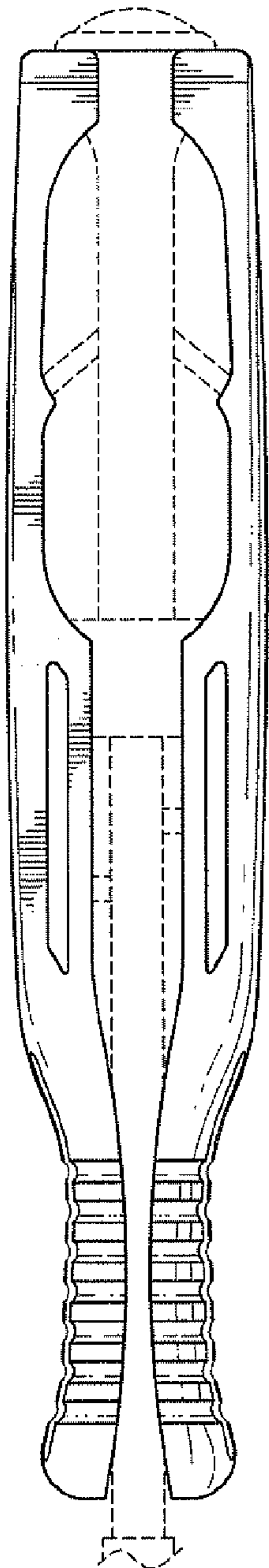


FIG. 2

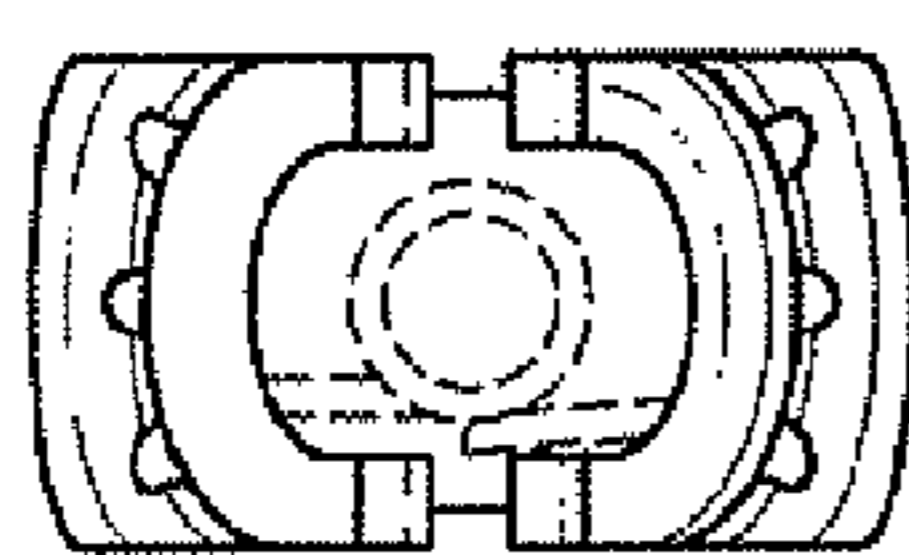


FIG. 3

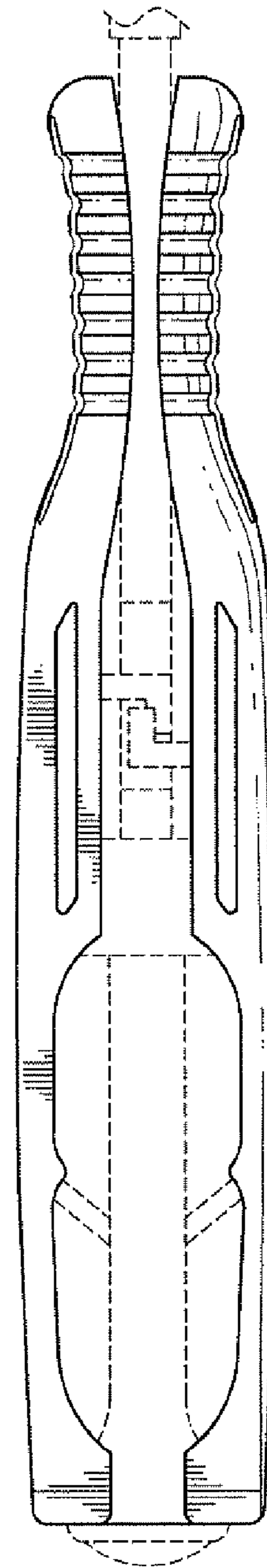


FIG. 4

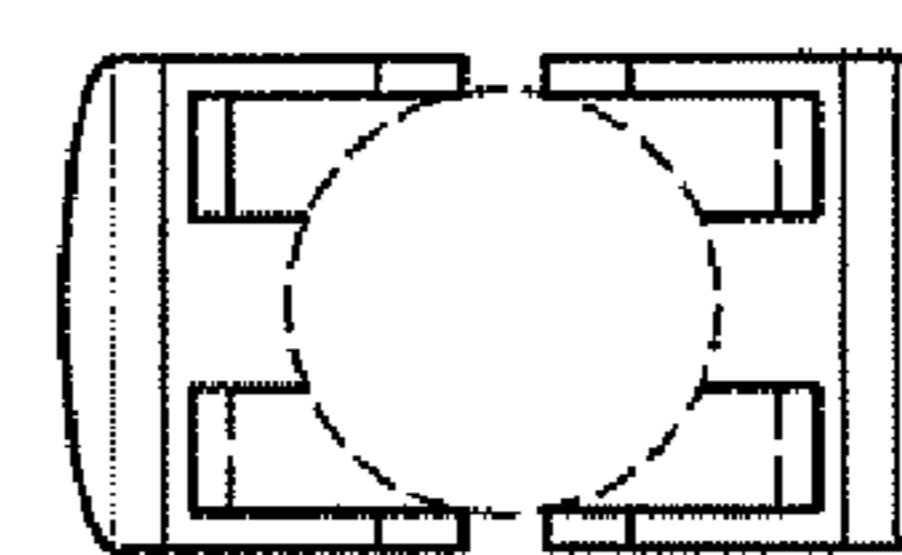


FIG. 5




FIG. 6

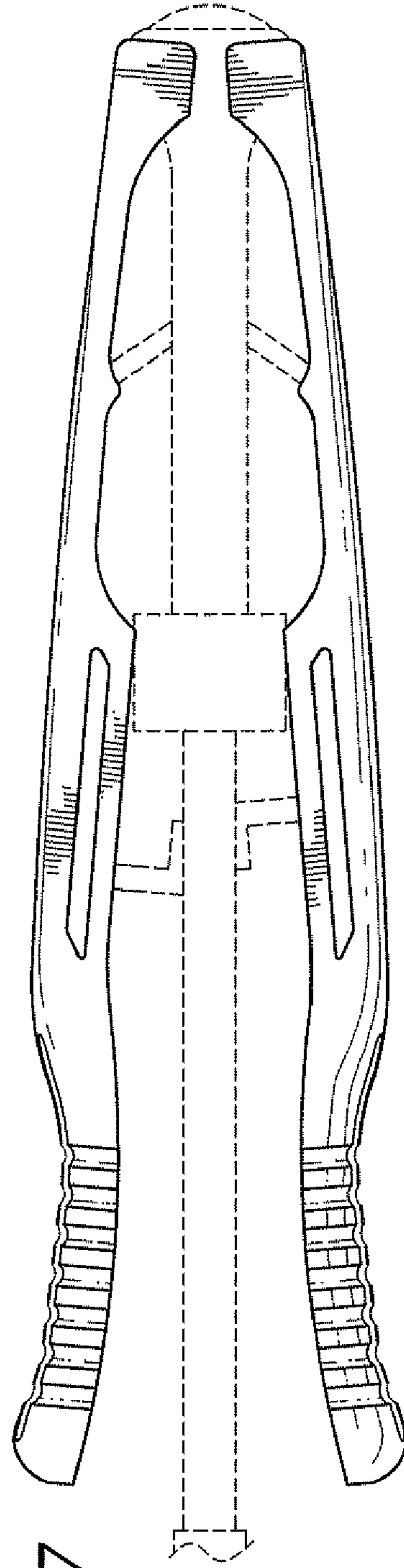


FIG. 7