



US00D605270S

(12) **United States Design Patent**  
**Vibrans et al.**

(10) **Patent No.:** **US D605,270 S**  
(45) **Date of Patent:** **\*\* Dec. 1, 2009**

(54) **AIR CONDITIONER**

(75) Inventors: **Bjoern Vibrans**, Hamburg (DE);  
**Wolfgang Wagner**, Hamburg (DE)

(73) Assignee: **Daikin Industries Ltd.**, Osaka-Shi,  
Osaka (JP)

(\*\*) Term: **14 Years**

(21) Appl. No.: **29/311,874**

(22) Filed: **Jul. 21, 2009**

(30) **Foreign Application Priority Data**

Apr. 17, 2009 (JP) ..... 2009-008952

(51) **LOC (9) Cl.** ..... **23-04**

(52) **U.S. Cl.** ..... **D23/351**

(58) **Field of Classification Search** ..... D23/351-354;  
312/236; 62/259.1, 259.4, 262-263, 304;  
454/330-331, 349-350

See application file for complete search history.

(56) **References Cited**

**U.S. PATENT DOCUMENTS**

D465,016 S \* 10/2002 Nanjo et al. .... D23/351  
D502,255 S \* 2/2005 Kim ..... D23/351  
D539,883 S \* 4/2007 Lee et al. .... D23/351  
D556,879 S \* 12/2007 Lee ..... D23/351  
D557,393 S \* 12/2007 Yoo et al. .... D23/351

D580,033 S \* 11/2008 Seki ..... D23/351  
D584,806 S \* 1/2009 Oh et al. .... D23/351  
D591,409 S \* 4/2009 Kashimoto ..... D23/351  
D594,538 S \* 6/2009 Tsuji ..... D23/351  
D599,454 S \* 9/2009 Alexanderson ..... D23/351  
D599,455 S \* 9/2009 Alexanderson ..... D23/351

\* cited by examiner

*Primary Examiner*—Brian N Vinson

(74) *Attorney, Agent, or Firm*—Manabu Kanesaka

(57) **CLAIM**

The ornamental design for an air conditioner, as shown and described.

**DESCRIPTION**

FIG. 1 is a perspective view of an air conditioner showing our new design;

FIG. 2 is a front view thereof;

FIG. 3 is a rear view thereof;

FIG. 4 is a plan view thereof;

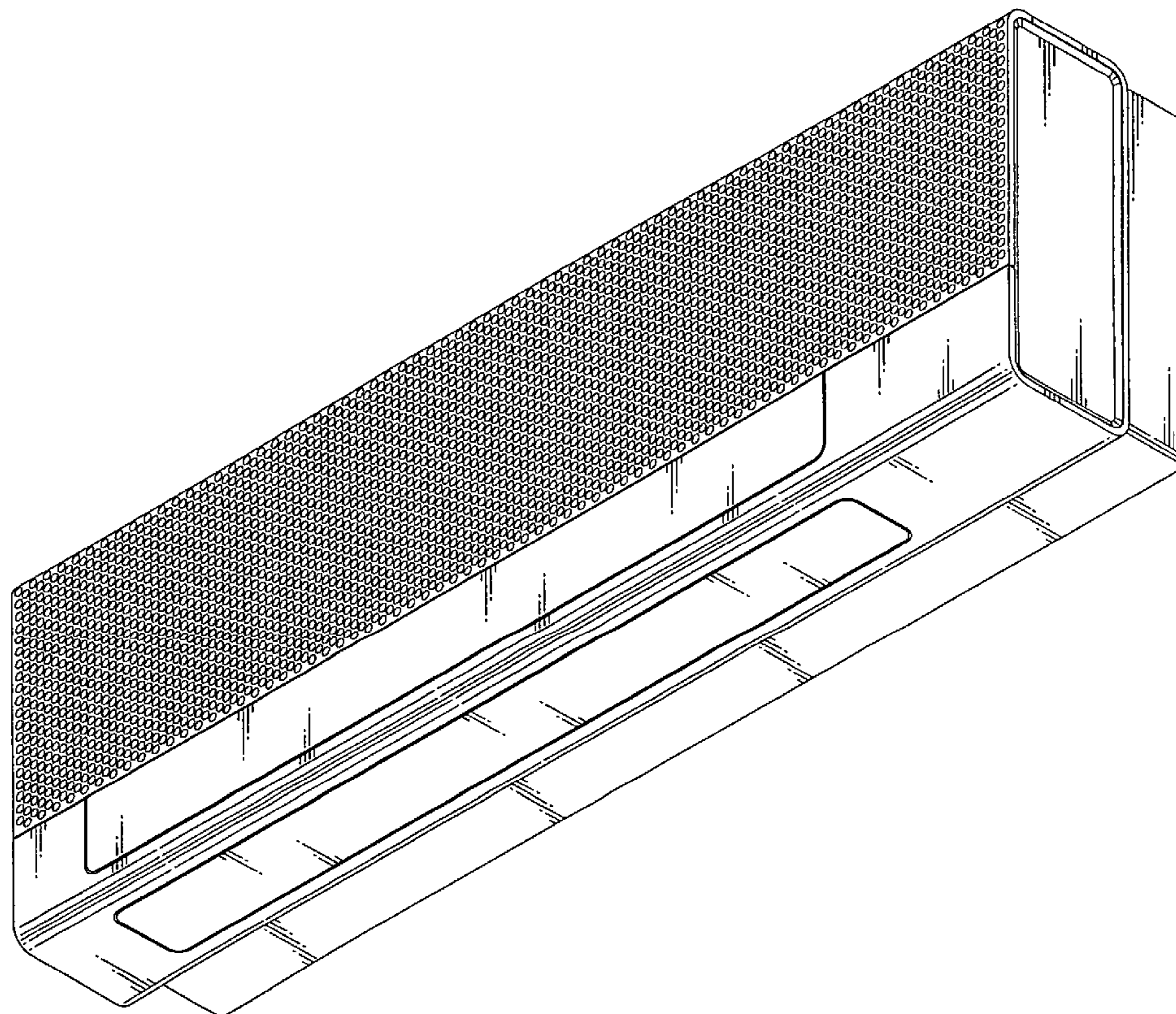
FIG. 5 is a bottom view thereof;

FIG. 6 is a right side view thereof;

FIG. 7 is a left side view thereof; and,

FIG. 8 is an enlarged sectional view thereof taken along line 8—8 in FIG. 4, wherein the internal mechanism is omitted.

**1 Claim, 6 Drawing Sheets**





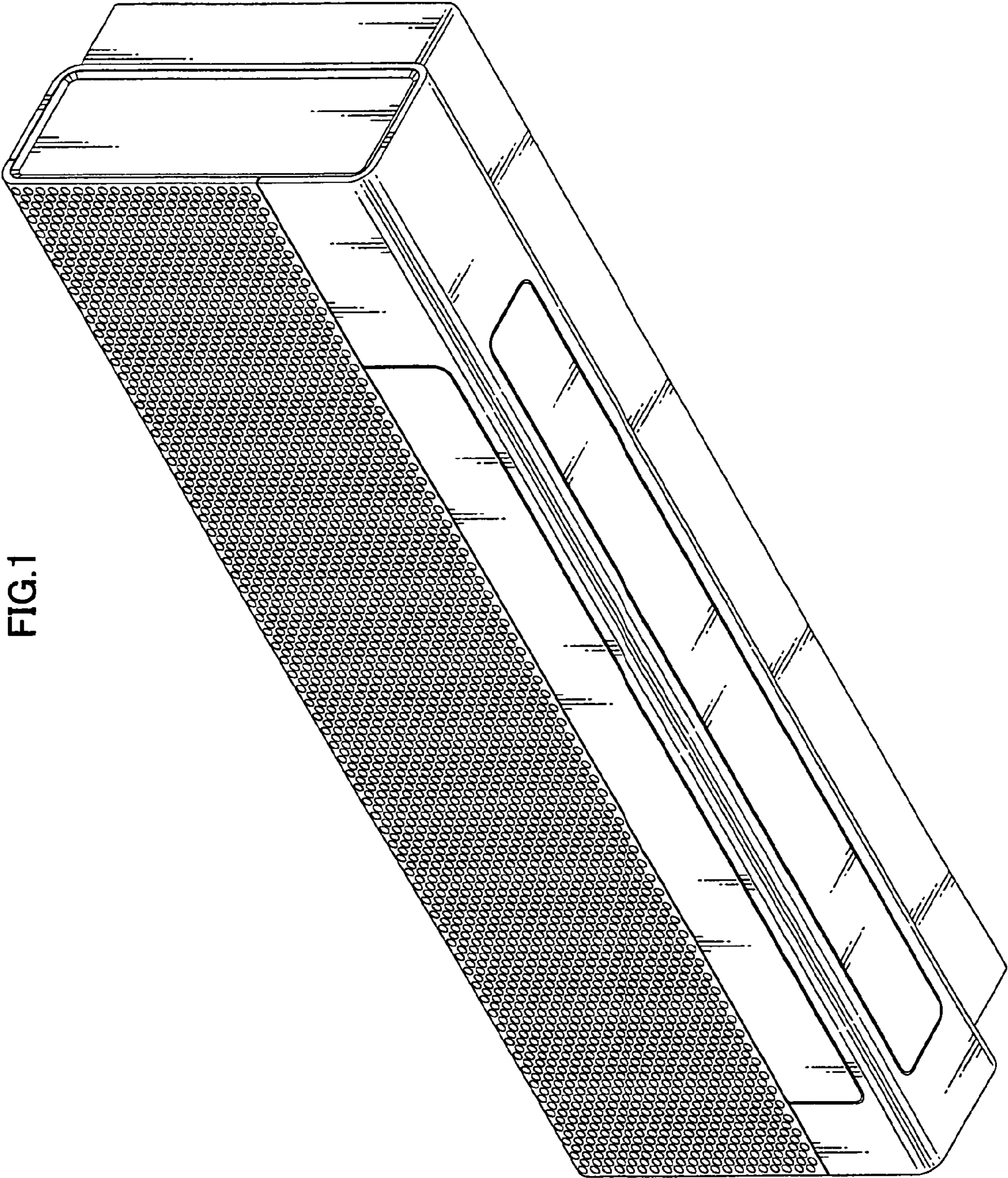


FIG.1



FIG.2




FIG.3




FIG.4

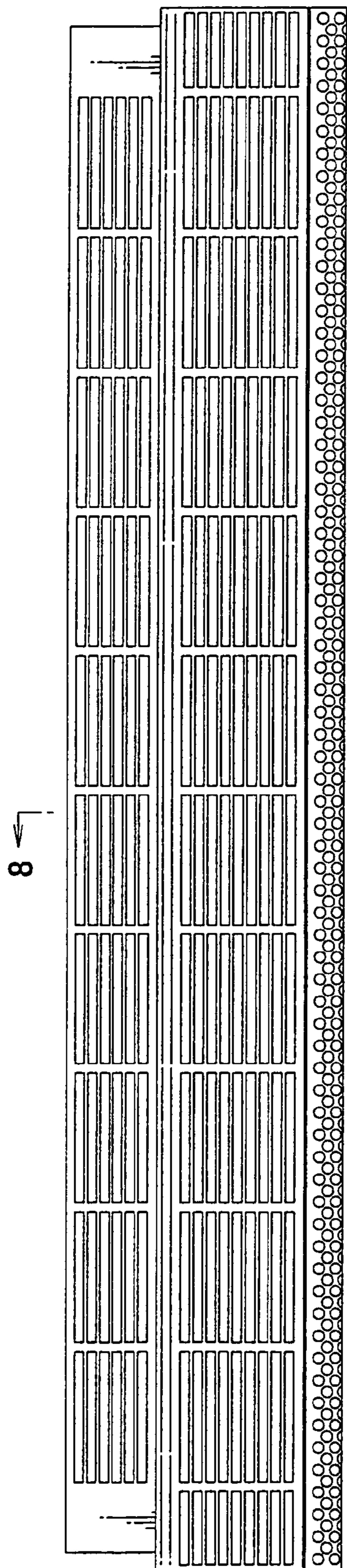


FIG.5

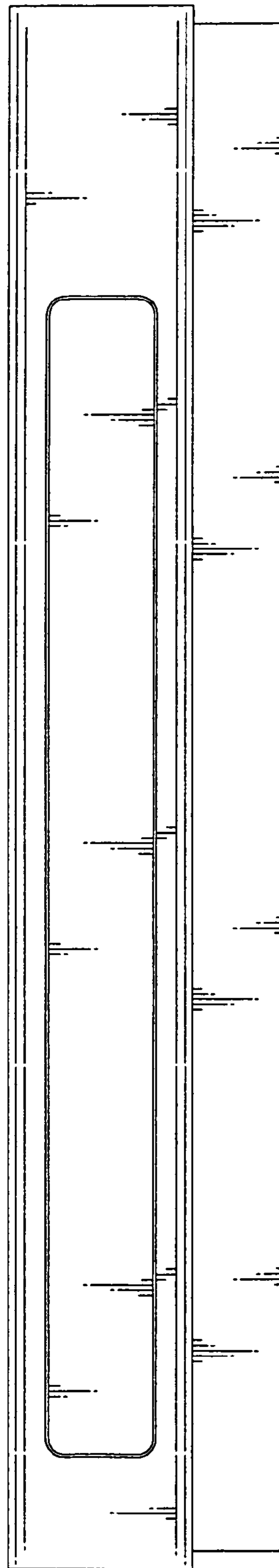




FIG.7

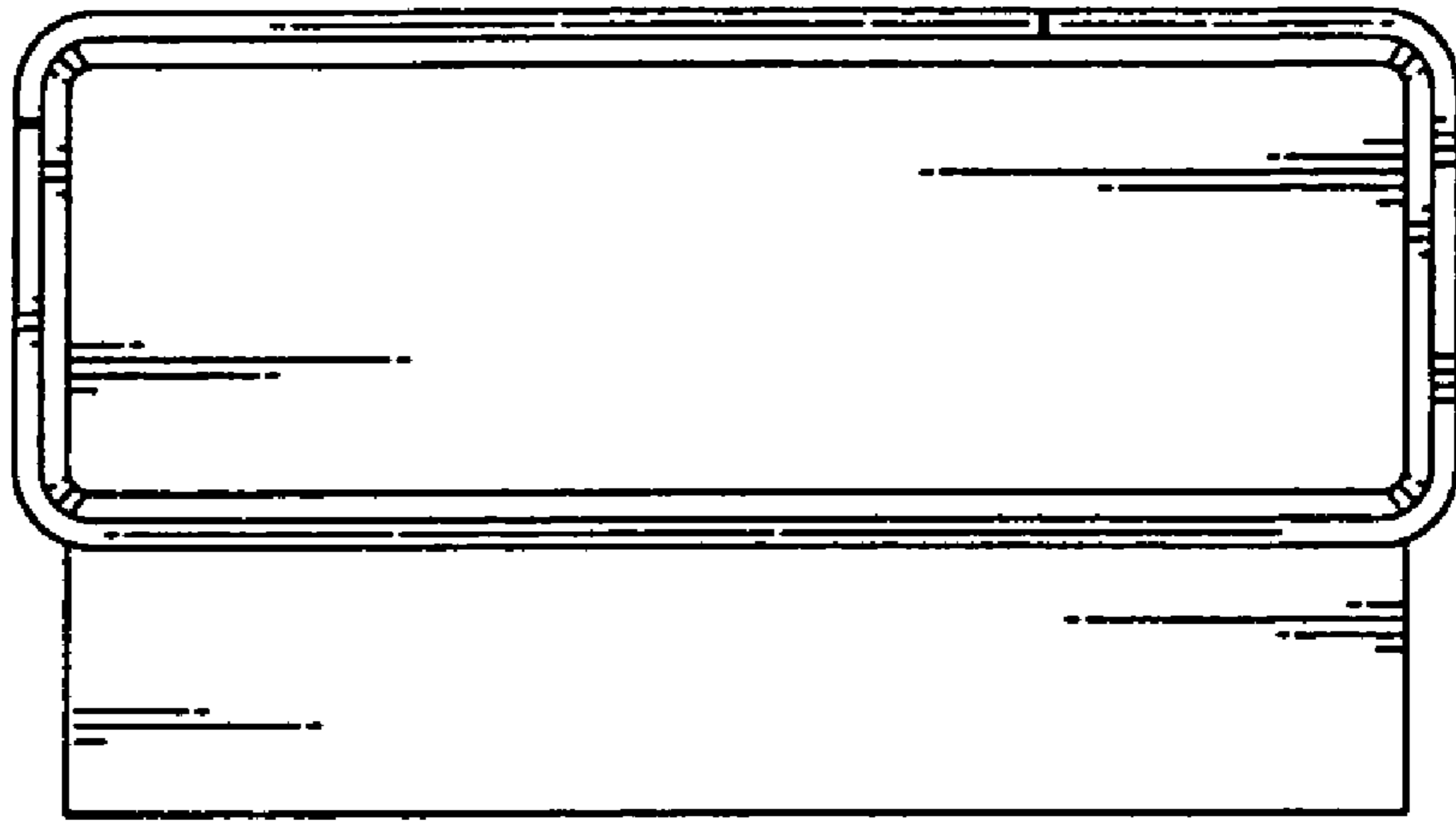


FIG.6




FIG.8

