



US00D605267S

(12) **United States Design Patent**
Nakamura et al.

(10) **Patent No.:** **US D605,267 S**

(45) **Date of Patent:** **** Dec. 1, 2009**

(54) **AIR CONDITIONER**

(75) Inventors: **Junji Nakamura**, Kusatsu (JP);
Kouichirou Seki, Kusatsu (JP); **Yumi Ohta**, Kusatsu (JP); **Mana Yamashita**, Kusatsu (JP)

(73) Assignee: **Daikin Industries Ltd.**, Osaka-shi, Osaka (JP)

(**) Term: **14 Years**

(21) Appl. No.: **29/311,855**

(22) Filed: **Jul. 14, 2009**

(30) **Foreign Application Priority Data**

Feb. 12, 2009 (JP) 2009-002828

(51) **LOC (9) Cl.** **23-04**

(52) **U.S. Cl.** **D23/351**

(58) **Field of Classification Search** D23/351-354;
312/236; 62/259.1, 259.4, 262-263, 304;
454/330-331, 349-350

See application file for complete search history.

(56) **References Cited**

U.S. PATENT DOCUMENTS

D426,626 S *	6/2000	Nonaka	D23/351
D465,016 S *	10/2002	Nanjo et al.	D23/351
D502,255 S *	2/2005	Kim	D23/351
D529,158 S *	9/2006	Ueno et al.	D23/351
D531,292 S *	10/2006	Kim et al.	D23/351

D553,722 S *	10/2007	Seki et al.	D23/351
D553,726 S *	10/2007	Niki	D23/351
D556,879 S *	12/2007	Lee	D23/351
D568,975 S *	5/2008	Lim	D23/351
D570,463 S *	6/2008	Seki	D23/351
D580,038 S *	11/2008	Seki et al.	D23/351
D580,535 S *	11/2008	Chun et al.	D23/351
D584,806 S *	1/2009	Oh et al.	D23/351

* cited by examiner

Primary Examiner—Brian N Vinson

(74) *Attorney, Agent, or Firm*—Manabu Kanesaka

(57) **CLAIM**

The ornamental design for an air conditioner, as shown and described.

DESCRIPTION

FIG. 1 is a perspective view of an air conditioner showing our new design;

FIG. 2 is a front view thereof;

FIG. 3 is a rear view thereof;

FIG. 4 is a plan view thereof;

FIG. 5 is a bottom view thereof;

FIG. 6 is a right side view thereof;

FIG. 7 is a left side view thereof; and,

FIG. 8 is an enlarged sectional view thereof taken along line 8—8 in FIG. 2, wherein the internal mechanism is omitted.

1 Claim, 6 Drawing Sheets

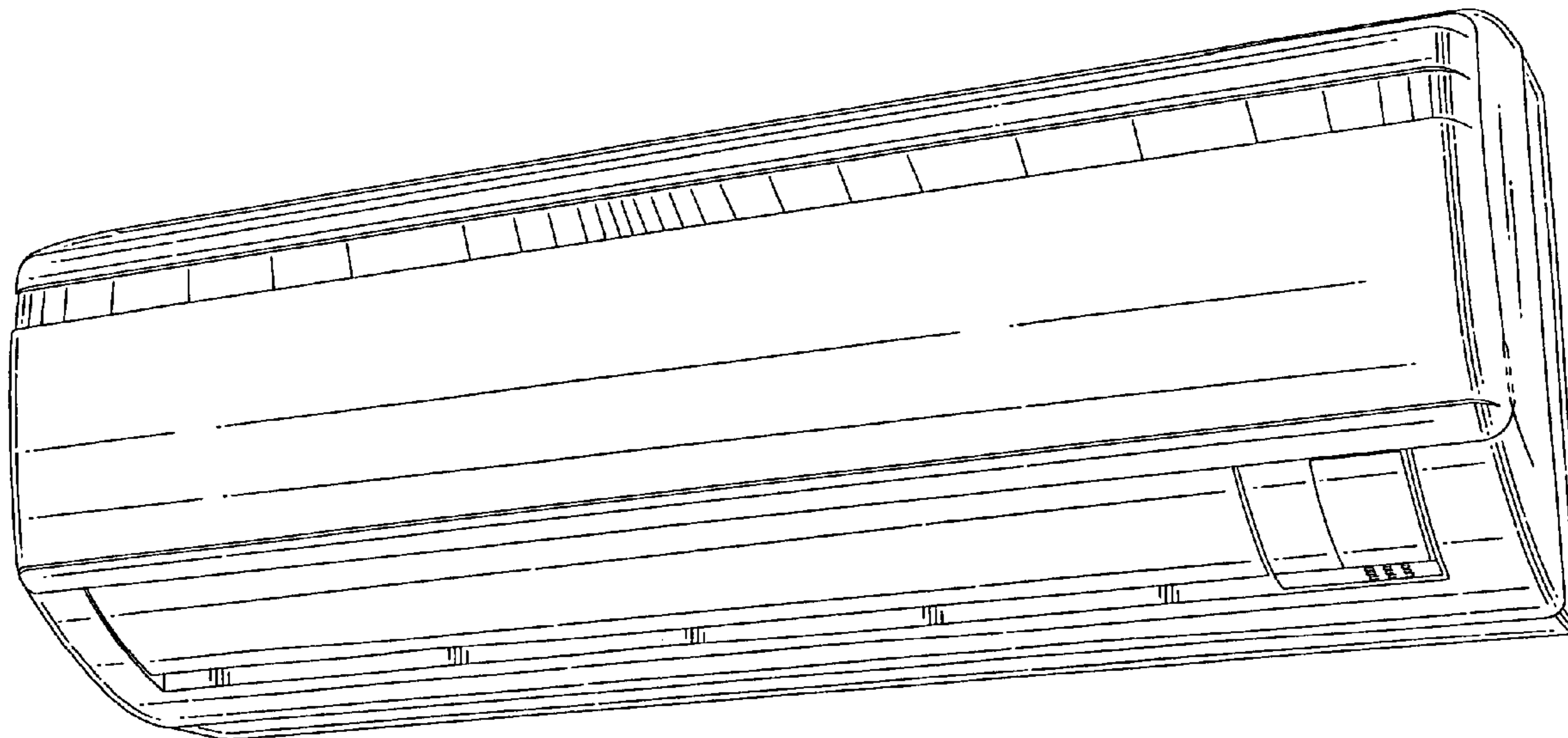


FIG.1

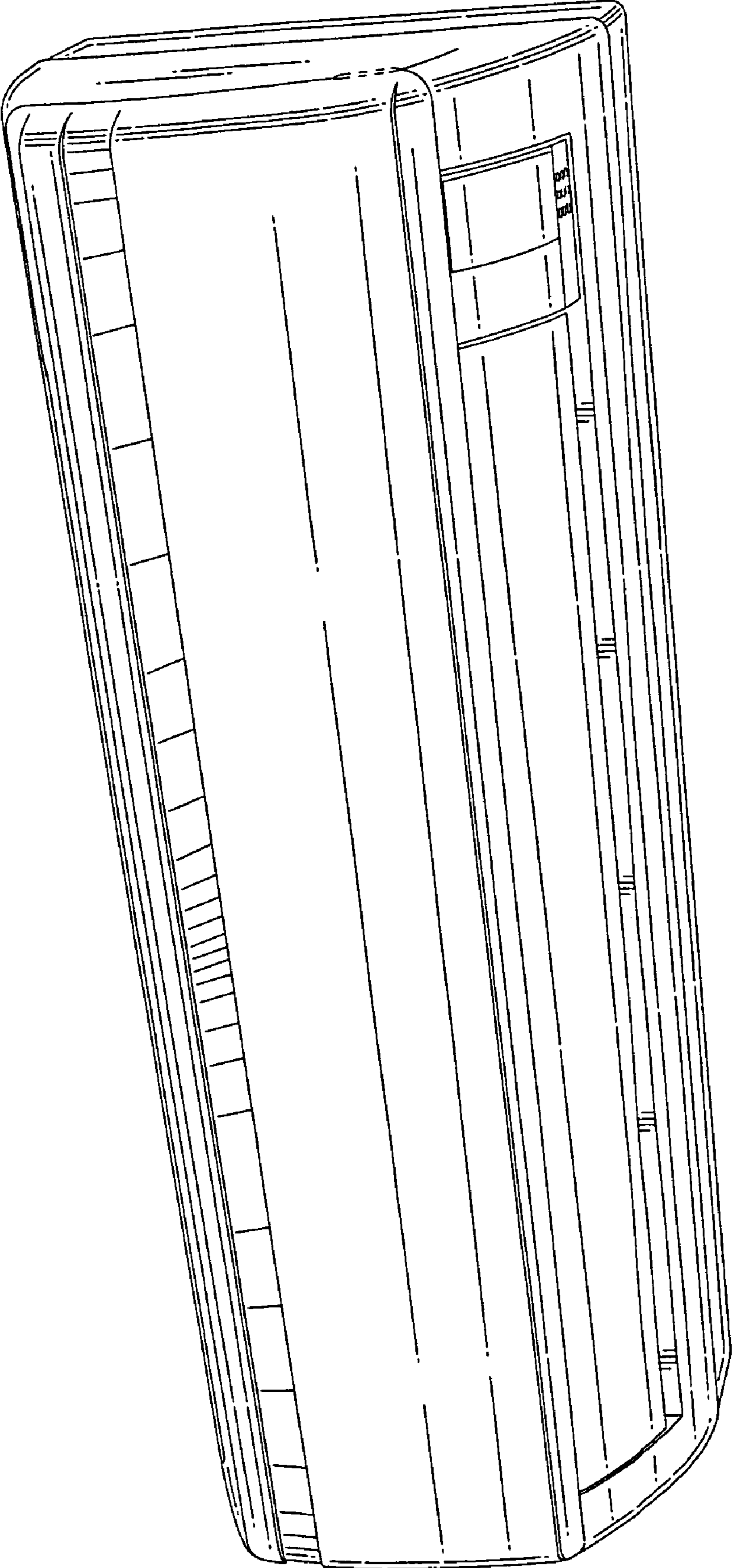
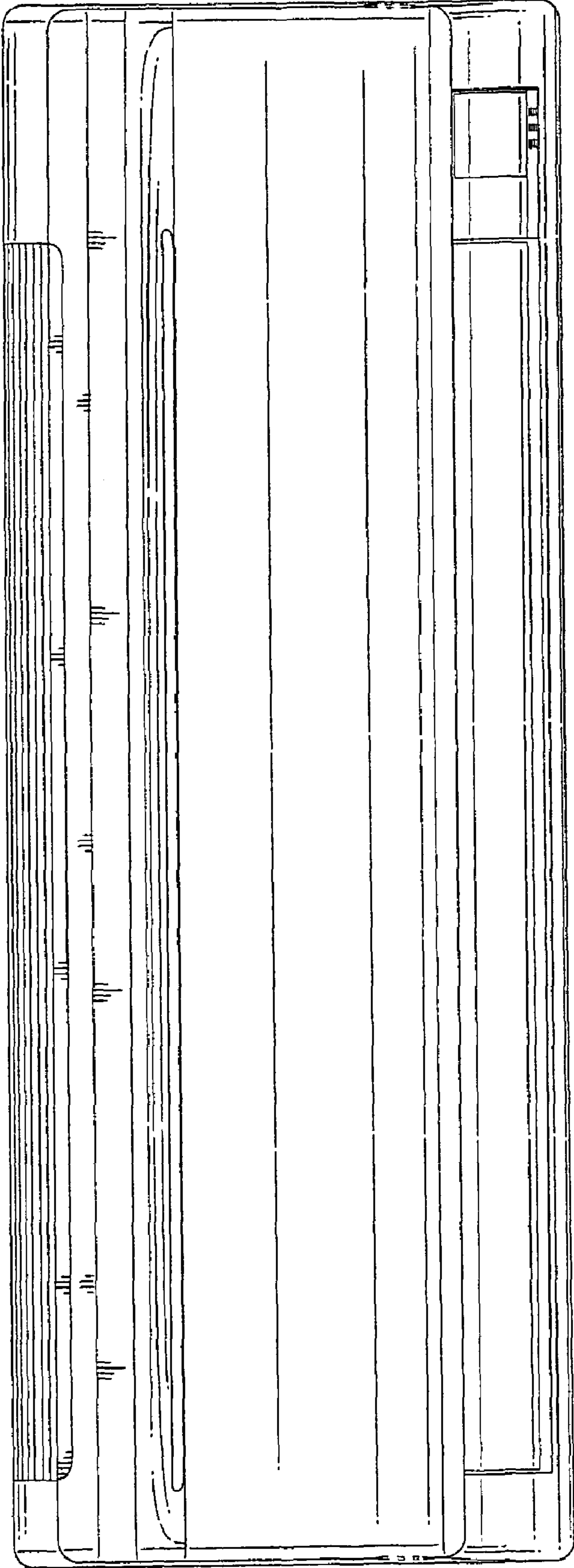


FIG.2

8 ↙



↘ 8

FIG.3




FIG.4

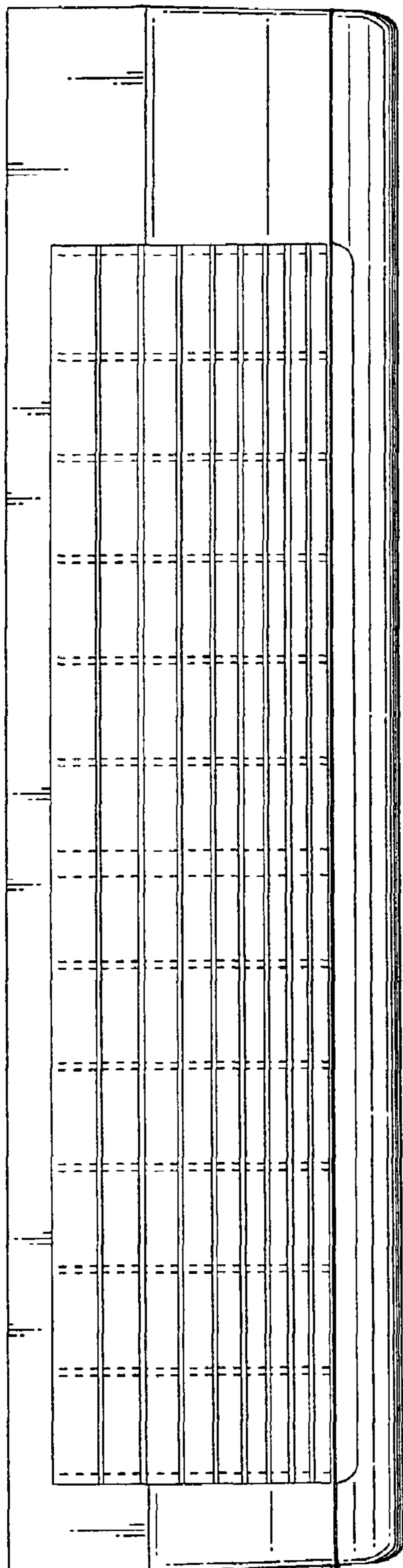


FIG.5

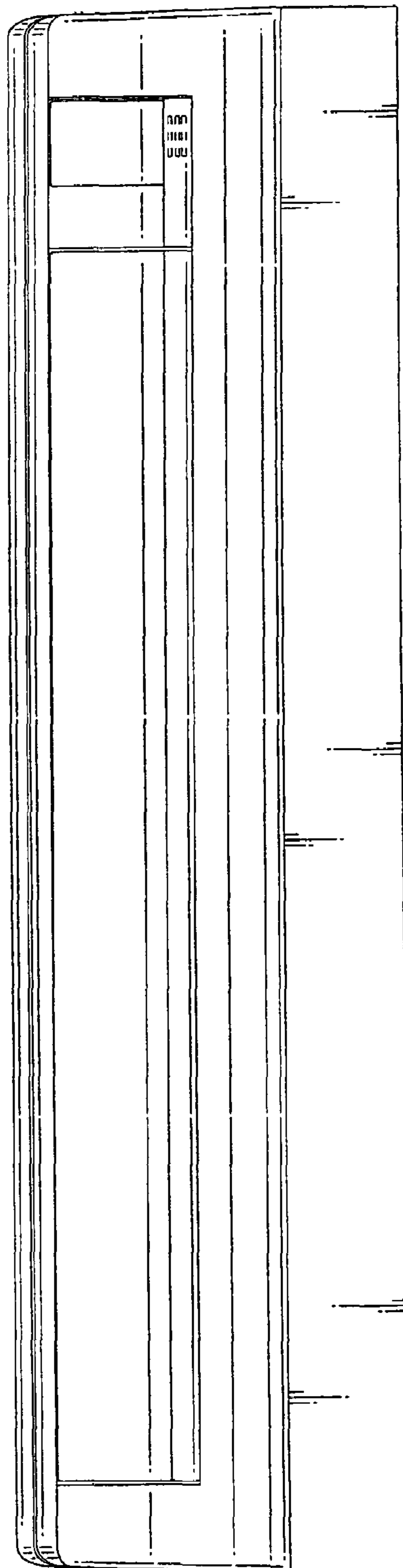


FIG.7

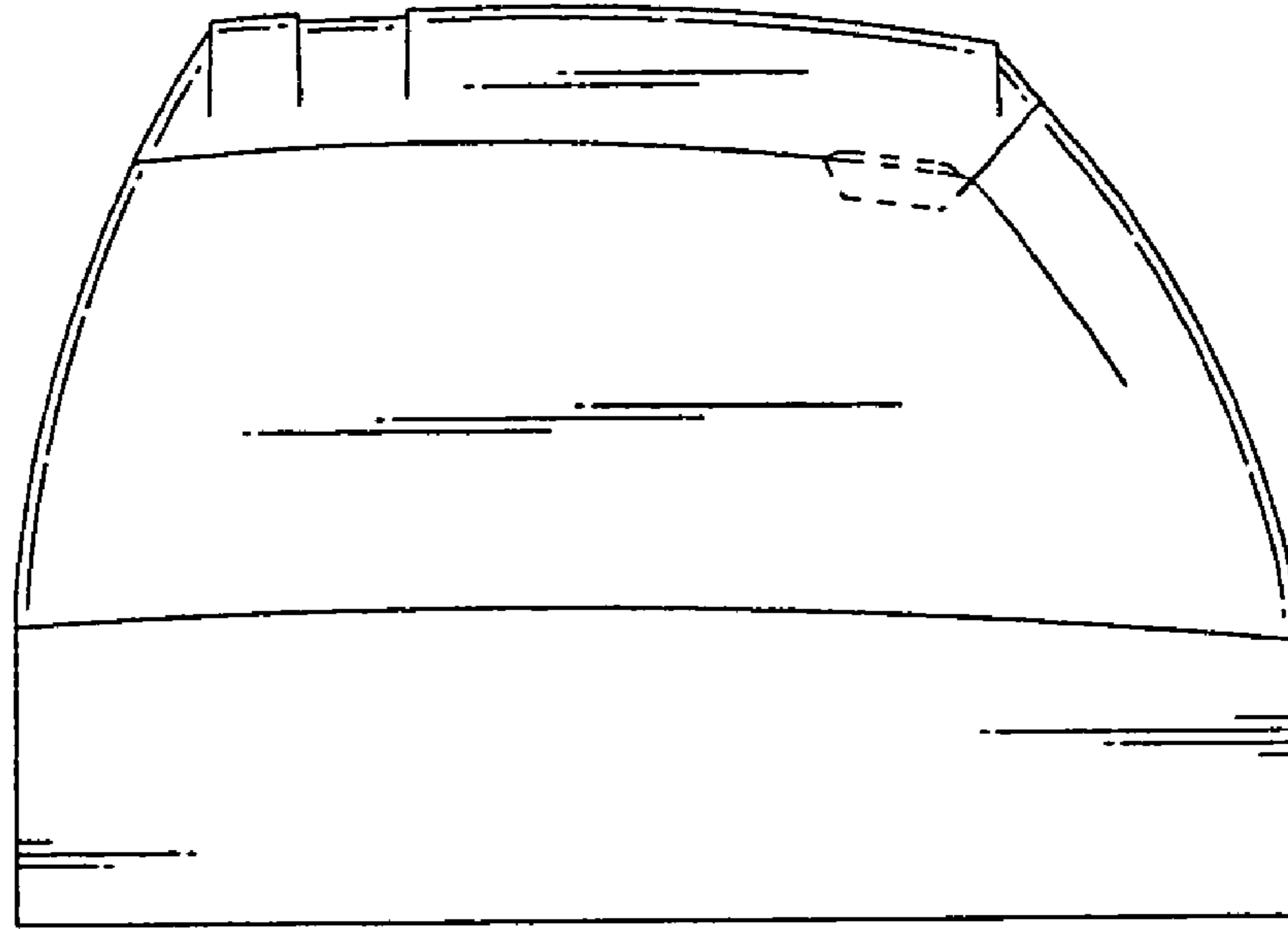


FIG.6

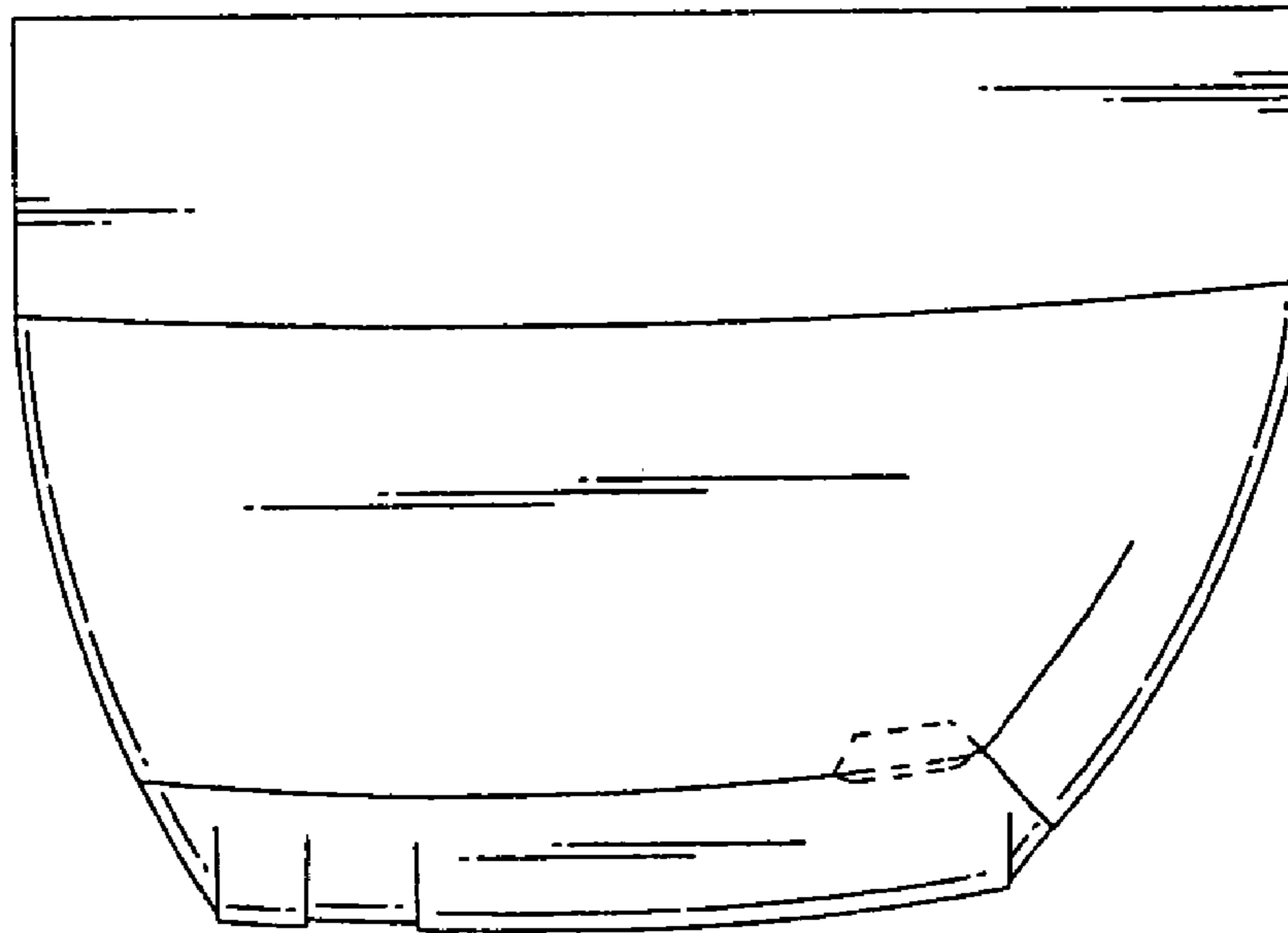


FIG.8

