

US00D605265S

(12) **United States Design Patent**
Nakamura et al.

(10) **Patent No.:** **US D605,265 S**
(45) **Date of Patent:** **** Dec. 1, 2009**

(54) **AIR CONDITIONER**

(75) Inventors: **Junji Nakamura**, Kusatsu (JP);
Kouichirou Seki, Kusatsu (JP); **Yumi Ohta**, Kusatsu (JP); **Mana Yamashita**, Kusatsu (JP)

(73) Assignee: **Daikin Industries Ltd.**, Osaka-Shi, Osaka (JP)

(**) Term: **14 Years**

(21) Appl. No.: **29/311,852**

(22) Filed: **Jul. 14, 2009**

(30) **Foreign Application Priority Data**

Feb. 12, 2009 (JP) 2009-002829

(51) **LOC (9) Cl.** **23-04**

(52) **U.S. Cl.** **D23/351**

(58) **Field of Classification Search** D23/351-354;
312/236; 62/259.1, 259.4, 262-263, 304;
454/330-331, 349-350

See application file for complete search history.

(56) **References Cited**

U.S. PATENT DOCUMENTS

D426,626 S *	6/2000	Nonaka	D23/351
D465,016 S *	10/2002	Nanjo et al.	D23/351
D502,255 S *	2/2005	Kim	D23/351
D529,158 S *	9/2006	Ueno et al.	D23/351
D531,292 S *	10/2006	Kim et al.	D23/351
D553,722 S *	10/2007	Seki et al.	D23/351

D553,726 S *	10/2007	Niki	D23/351
D556,879 S *	12/2007	Lee	D23/351
D568,975 S *	5/2008	Lim	D23/351
D570,463 S *	6/2008	Seki	D23/351
D580,038 S *	11/2008	Seki et al.	D23/351
D580,535 S *	11/2008	Chun et al.	D23/351
D584,806 S *	1/2009	Oh et al.	D23/351

* cited by examiner

Primary Examiner—Brian N Vinson

(74) *Attorney, Agent, or Firm*—Manabu Kanesaka

(57) **CLAIM**

The ornamental design for an air conditioner, as shown and described.

DESCRIPTION

FIG. 1 is a perspective view of an air conditioner showing our new design;

FIG. 2 is a front view thereof;

FIG. 3 is a rear view thereof;

FIG. 4 is a plan view thereof;

FIG. 5 is a bottom view thereof;

FIG. 6 is a right side view thereof;

FIG. 7 is a left side view thereof; and,

FIG. 8 is an enlarged sectional view thereof taken along line 8—8 in FIG. 2, wherein the internal mechanism is omitted.

The broken lines depict portions of the air conditioner that form no part of claimed design.

1 Claim, 6 Drawing Sheets

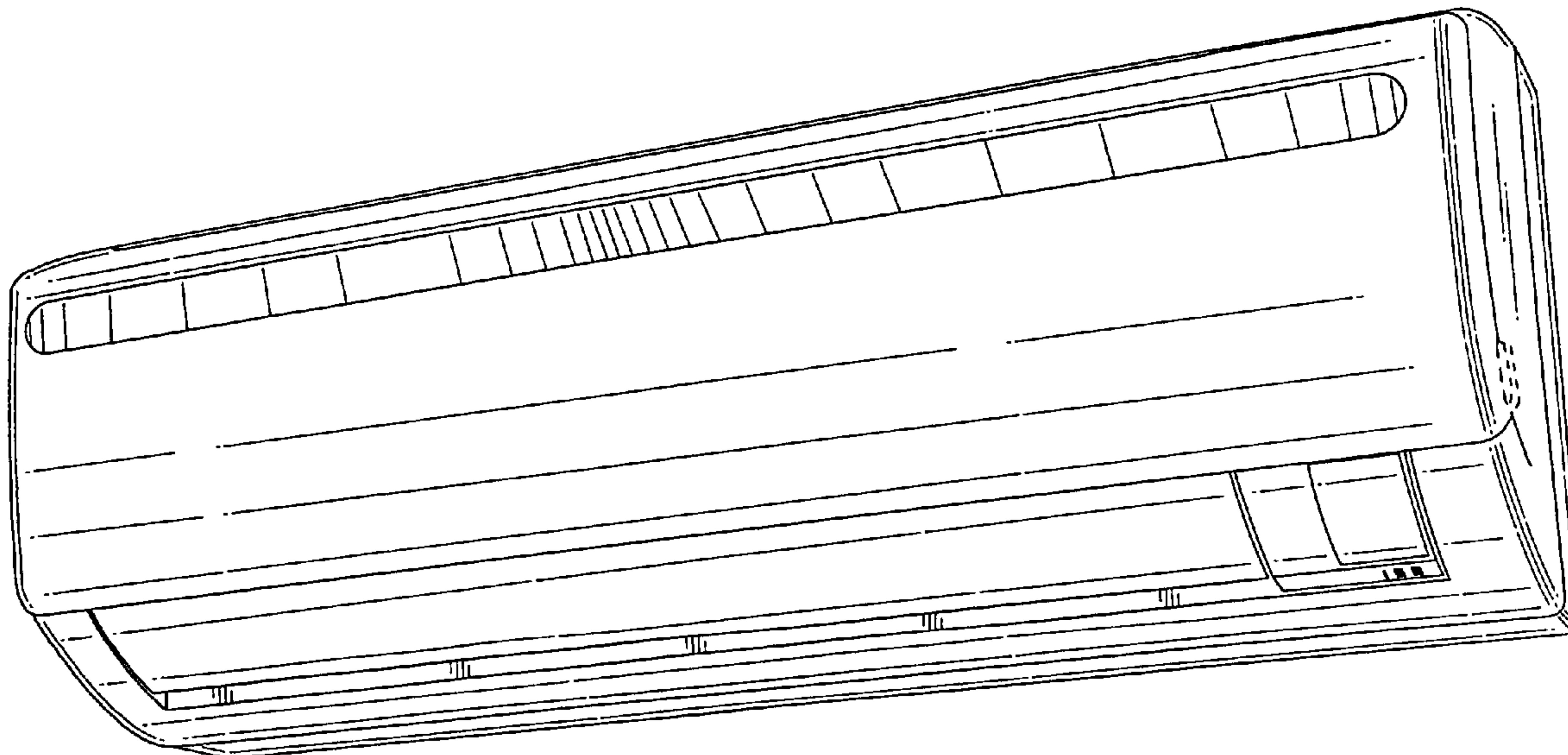


FIG.1

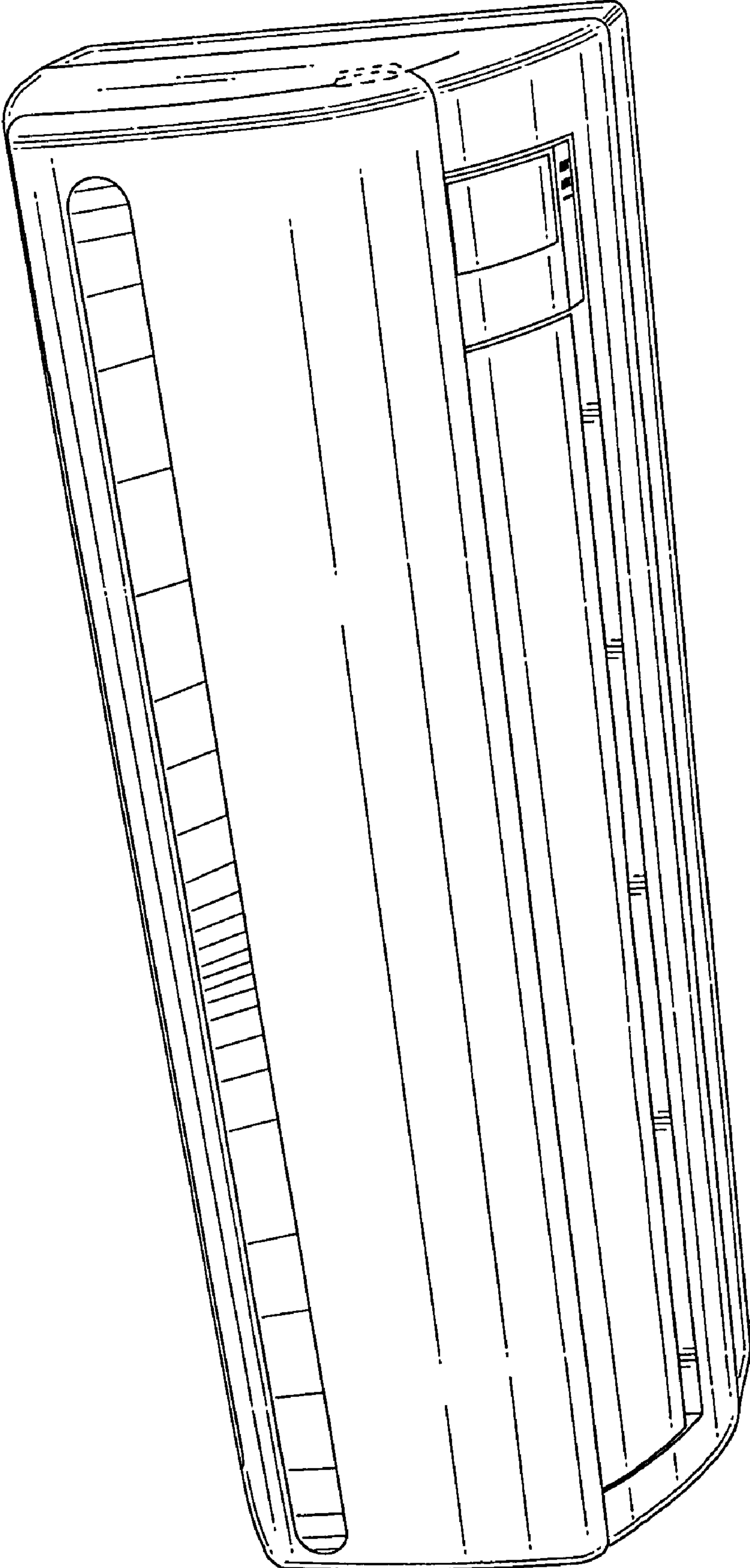



FIG.2

8



8

FIG.3

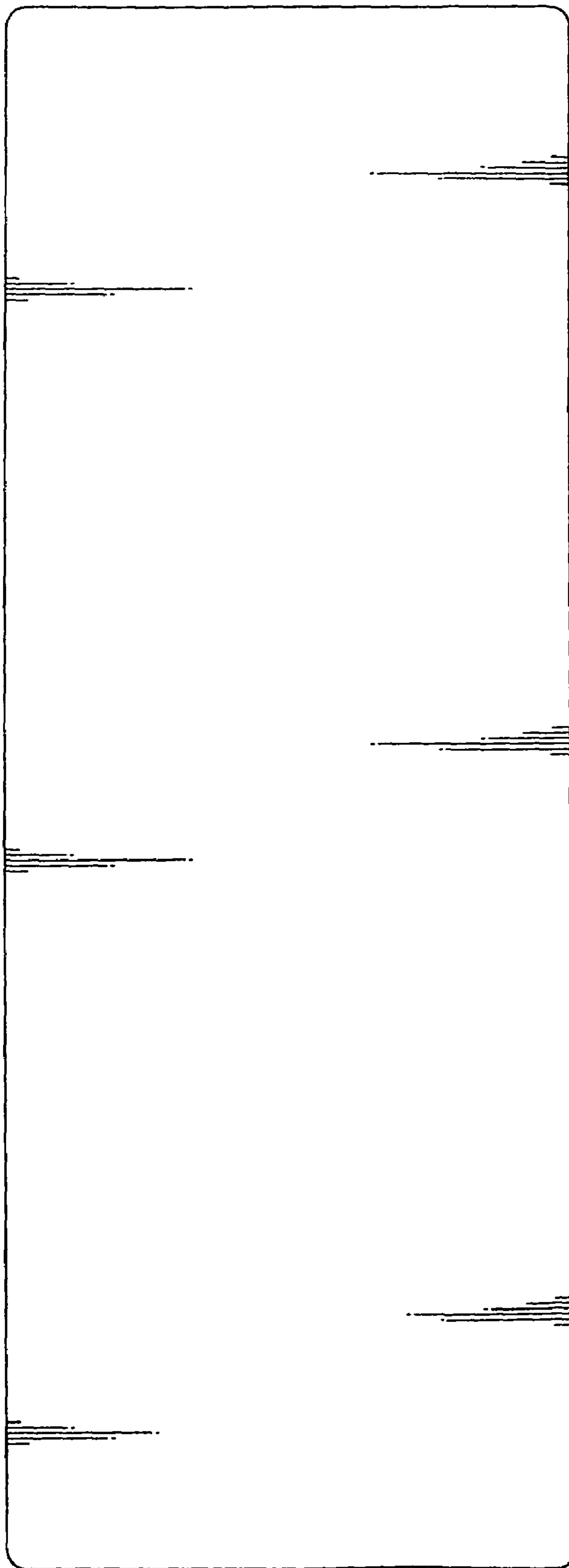


FIG.4

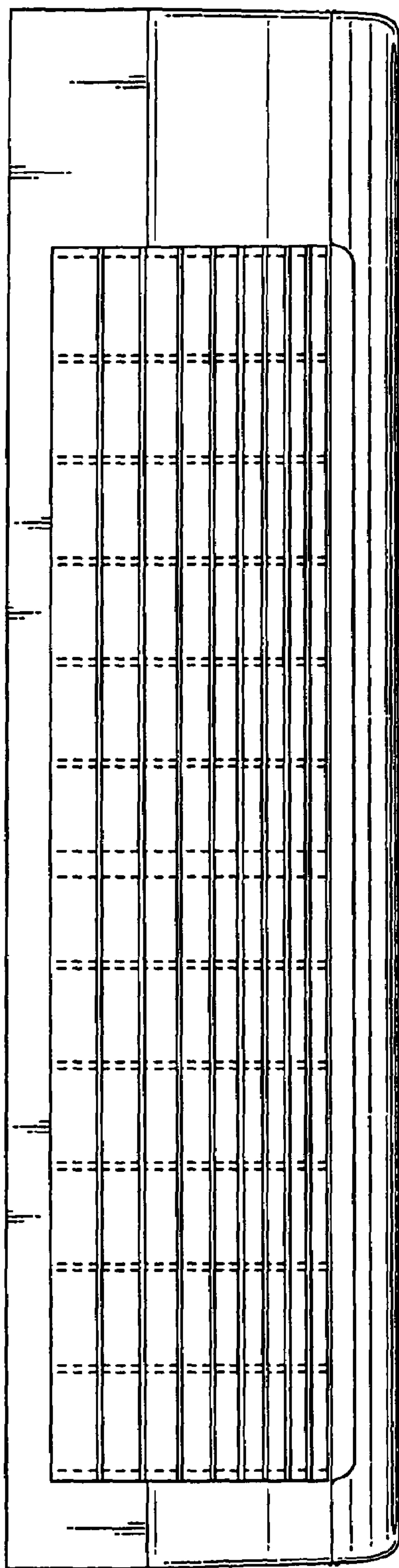


FIG.5

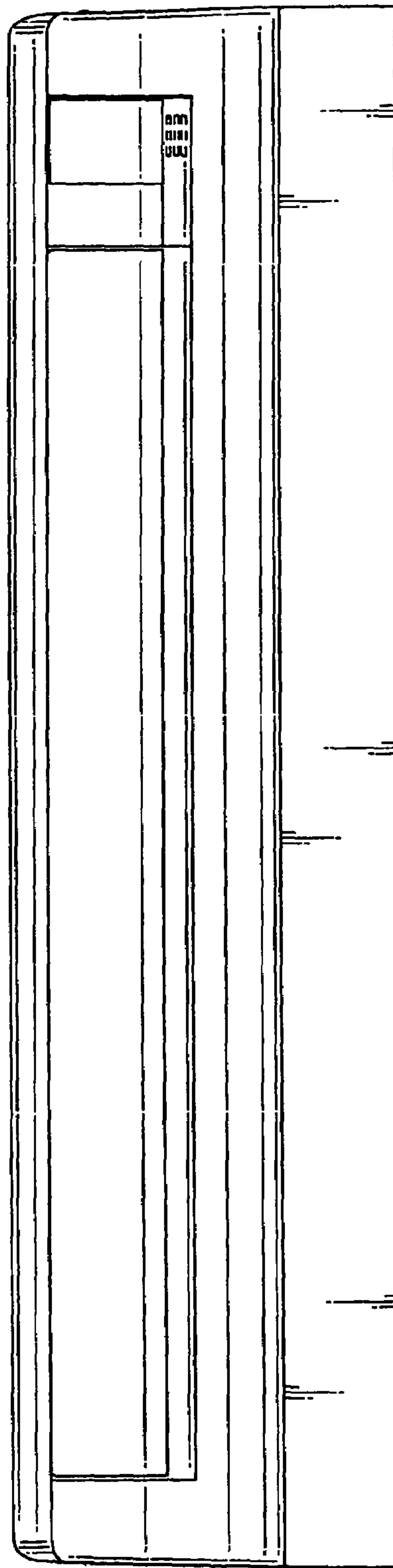


FIG.7

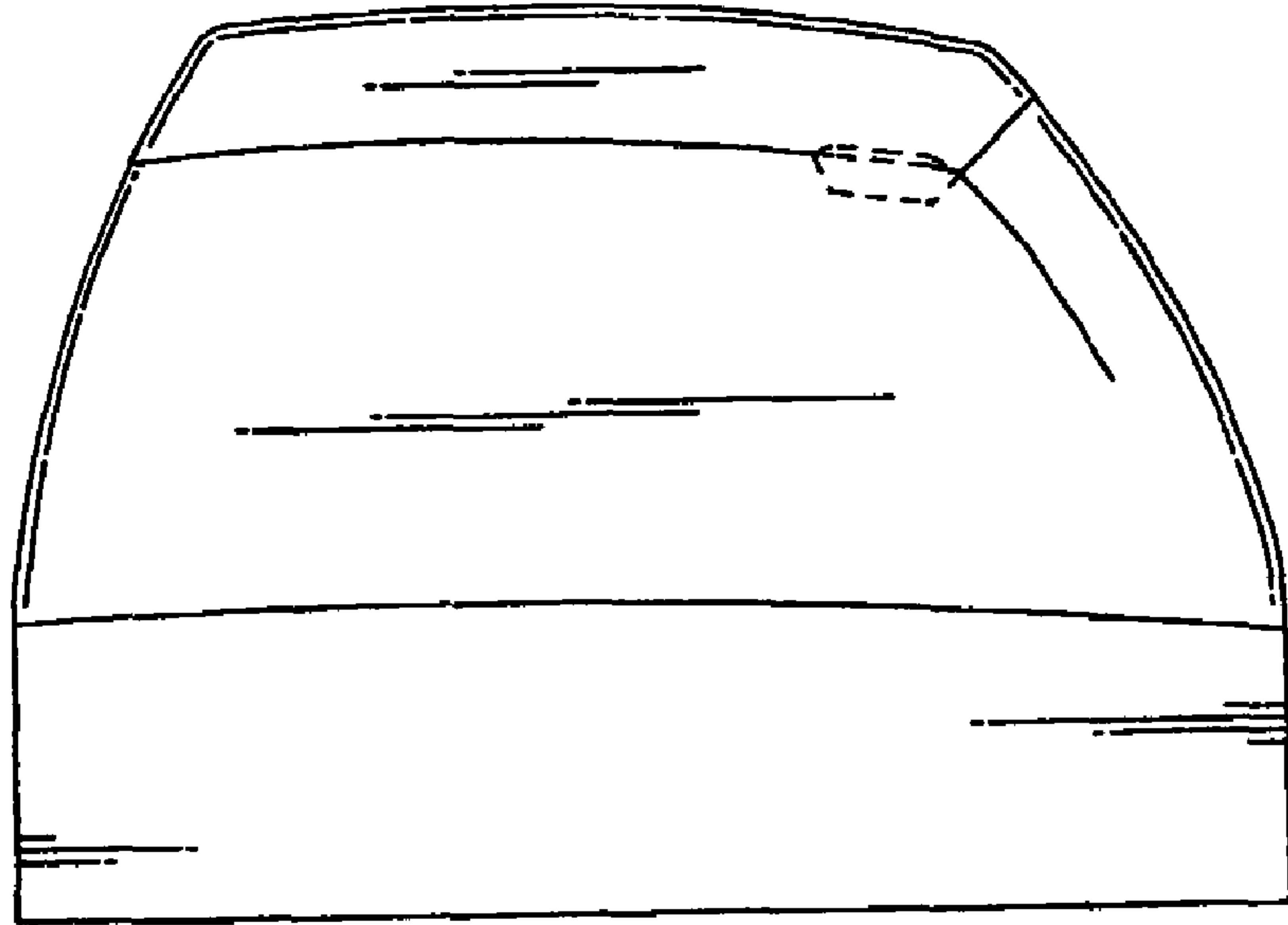


FIG.6

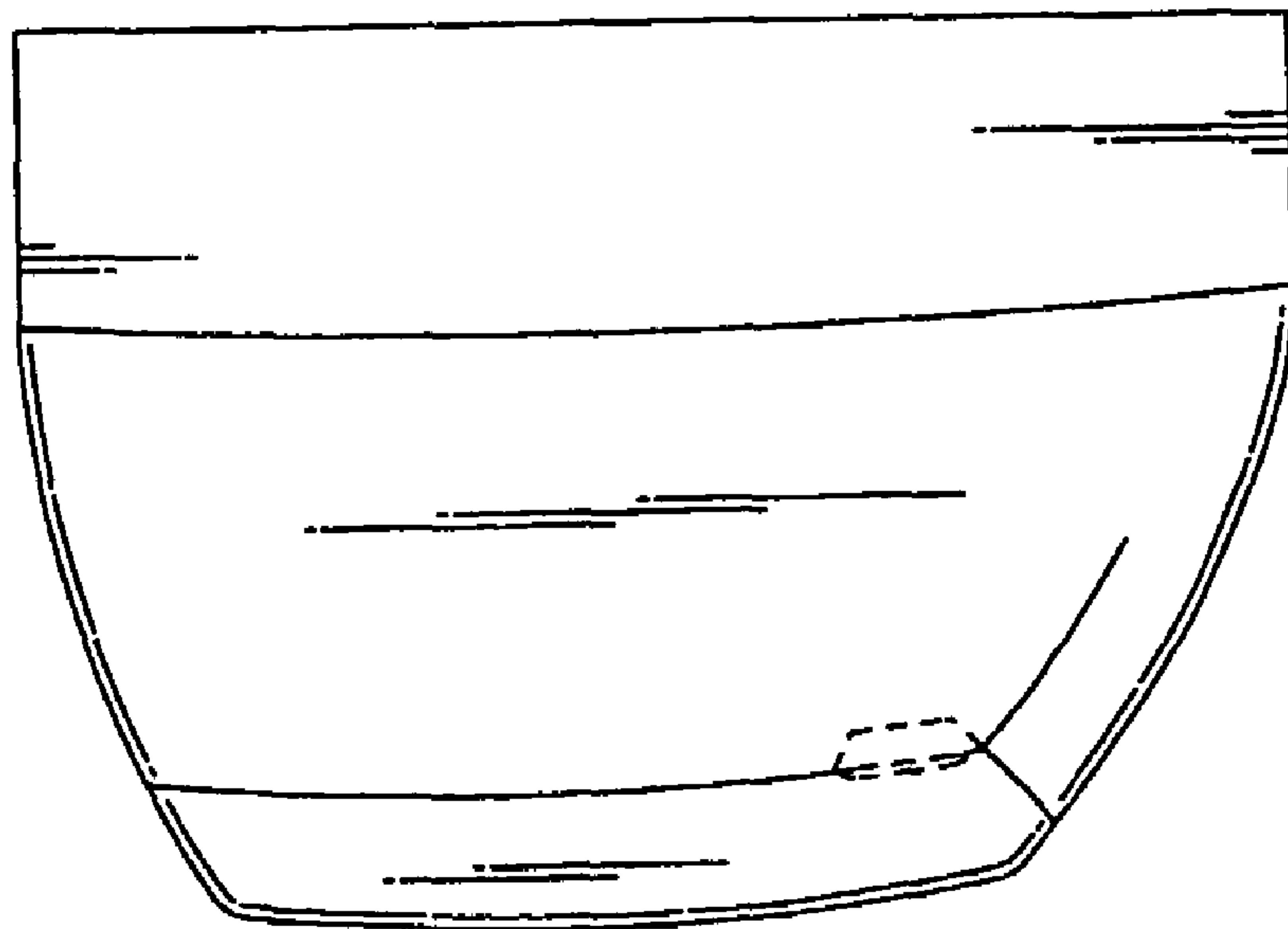


FIG.8

