



US00D605241S

(12) **United States Design Patent**
Ferris

(10) **Patent No.:** **US D605,241 S**
(45) **Date of Patent:** **** Dec. 1, 2009**

(54) **GOLF GRIP**

(76) Inventor: **Richard D. Ferris**, 3521 Glenbrook Rd.,
Fairfax, VA (US) 22031

(**) Term: **14 Years**

(21) Appl. No.: **29/312,290**

(22) Filed: **Oct. 14, 2008**

D359,541 S *	6/1995	Lamanna	D21/757
D479,293 S *	9/2003	Bergling Olson	D21/757
D489,781 S *	5/2004	Lane	D21/743
D504,927 S *	5/2005	Miller	D21/756
D504,928 S *	5/2005	Miller	D21/756
D525,332 S *	7/2006	Miller	D21/756
D525,333 S *	7/2006	Miller	D21/756
D525,672 S *	7/2006	Miller	D21/756
D532,857 S *	11/2006	Ferris	D21/756
D544,934 S *	6/2007	De Gruccio	D21/756

Related U.S. Application Data

(63) Continuation-in-part of application No. PCT/US06/
45694, filed on Nov. 30, 2006.

(51) **LOC (9) Cl.** **21-02**

(52) **U.S. Cl.** **D21/756**

(58) **Field of Classification Search** D21/756,
D21/757, 759; 473/300-303, 204, 289, 316-323
See application file for complete search history.

(56) **References Cited**

U.S. PATENT DOCUMENTS

3,837,647 A *	9/1974	Jacques	473/300
4,123,055 A *	10/1978	Brill	473/204
5,265,872 A *	11/1993	Tennent et al.	473/320

* cited by examiner

Primary Examiner—Mitchell I Siegel

(57) **CLAIM**

The ornamental design for a golf grip, as shown and described.

DESCRIPTION

FIG. 1 is an elevational view of the golf grip showing my design.

FIG. 2 is a top view of FIG. 1; and,

FIG. 3 is a bottom view of FIG. 1.

1 Claim, 1 Drawing Sheet




FIG. 1




FIG. 2

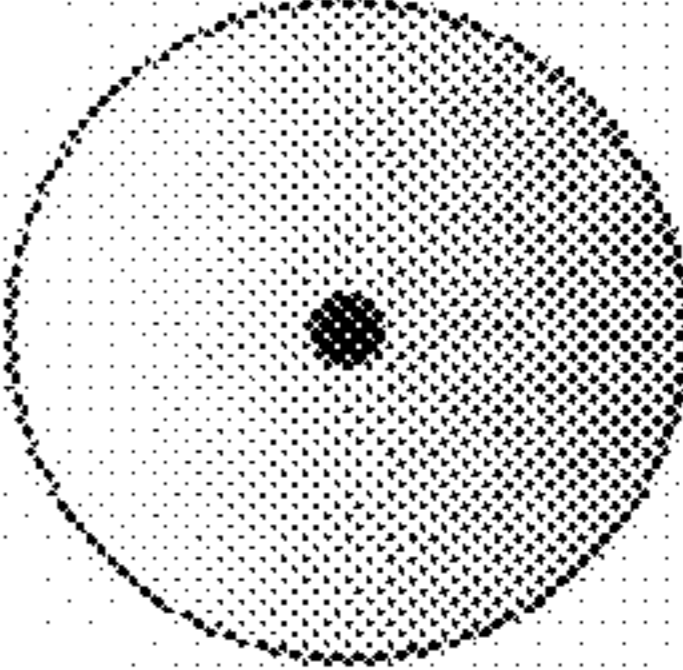


FIG. 3

