



US00D605234S

(12) **United States Design Patent**
Agbor

(10) **Patent No.:** **US D605,234 S**
(45) **Date of Patent:** **** Dec. 1, 2009**

(54) **PERIODIC PUZZLE**

(76) **Inventor:** **Charles Egbe Agbor**, 43 Campshill
Road Lewisham, London, England (GB)
SE13 GQU

(**) **Term:** **14 Years**

(21) **Appl. No.:** **29/288,313**

(22) **Filed:** **Aug. 30, 2007**

(30) **Foreign Application Priority Data**

Apr. 26, 2007 (EM) 000714787-0001

(51) **LOC (9) Cl.** **21-01**

(52) **U.S. Cl.** **D21/478**

(58) **Field of Classification Search** D21/334-397,
D21/478-480; D19/59-64; 273/236, 239,
273/272, 281, 282.1, 287, 293, 299, 302,
273/153 R, 156, 157 R, 160, 153 S; 434/128,
434/171, 175, 188, 191, 199, 276, 282, 298,
434/365, 393, 403, 406, 428, 430

See application file for complete search history.

(56) **References Cited**

U.S. PATENT DOCUMENTS

207,124 A * 8/1878 Kinsey 434/403
551,278 A * 12/1895 Hadlock 273/153 R
1,101,567 A * 6/1914 Ridgway 273/153 S
1,501,554 A * 7/1924 Brunn 273/156
3,145,482 A * 8/1964 Edwards 434/281

3,461,573 A * 8/1969 Stibal 434/189
3,594,923 A * 7/1971 Midgley 434/298
5,267,732 A * 12/1993 Bowen et al. 273/153 S
5,395,118 A * 3/1995 Barrett 273/272
D371,162 S * 6/1996 Poudel D19/64
5,893,718 A * 4/1999 O'Donnell 434/128
6,162,059 A * 12/2000 Murphy et al. 434/112
D539,350 S * 3/2007 Vazquez Gastellu D19/64
2002/0072043 A1 * 6/2002 Possidento 434/282
2006/0175757 A1 * 8/2006 Groz et al. 273/272
2007/0031799 A1 * 2/2007 Aldersley 434/298

* cited by examiner

Primary Examiner—Catherine Tuttle

(57) **CLAIM**

The ornamental design for the periodic puzzle, as shown and described.

DESCRIPTION

FIG. 1 is a top plan view of the periodic puzzle showing my new design;

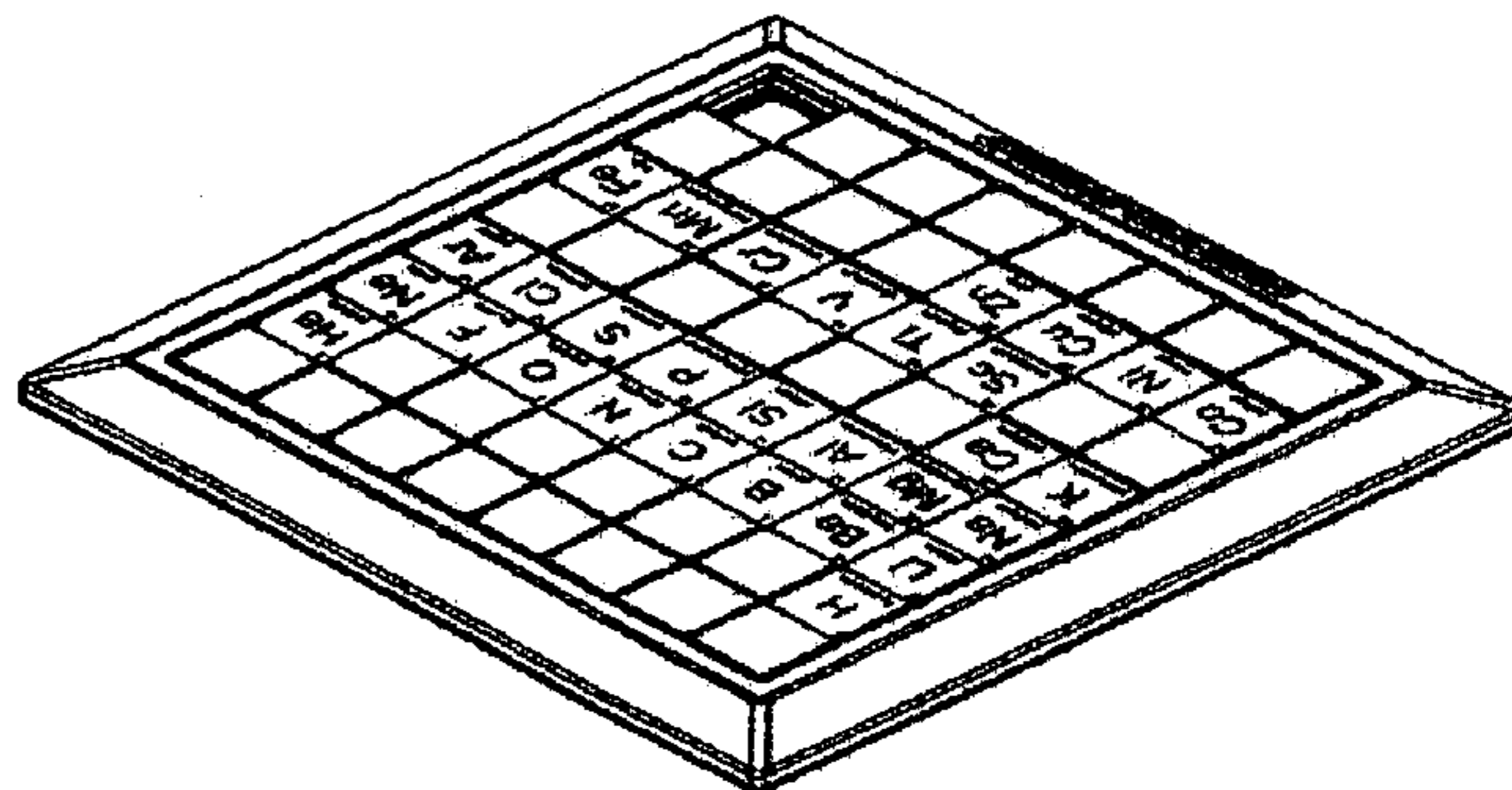
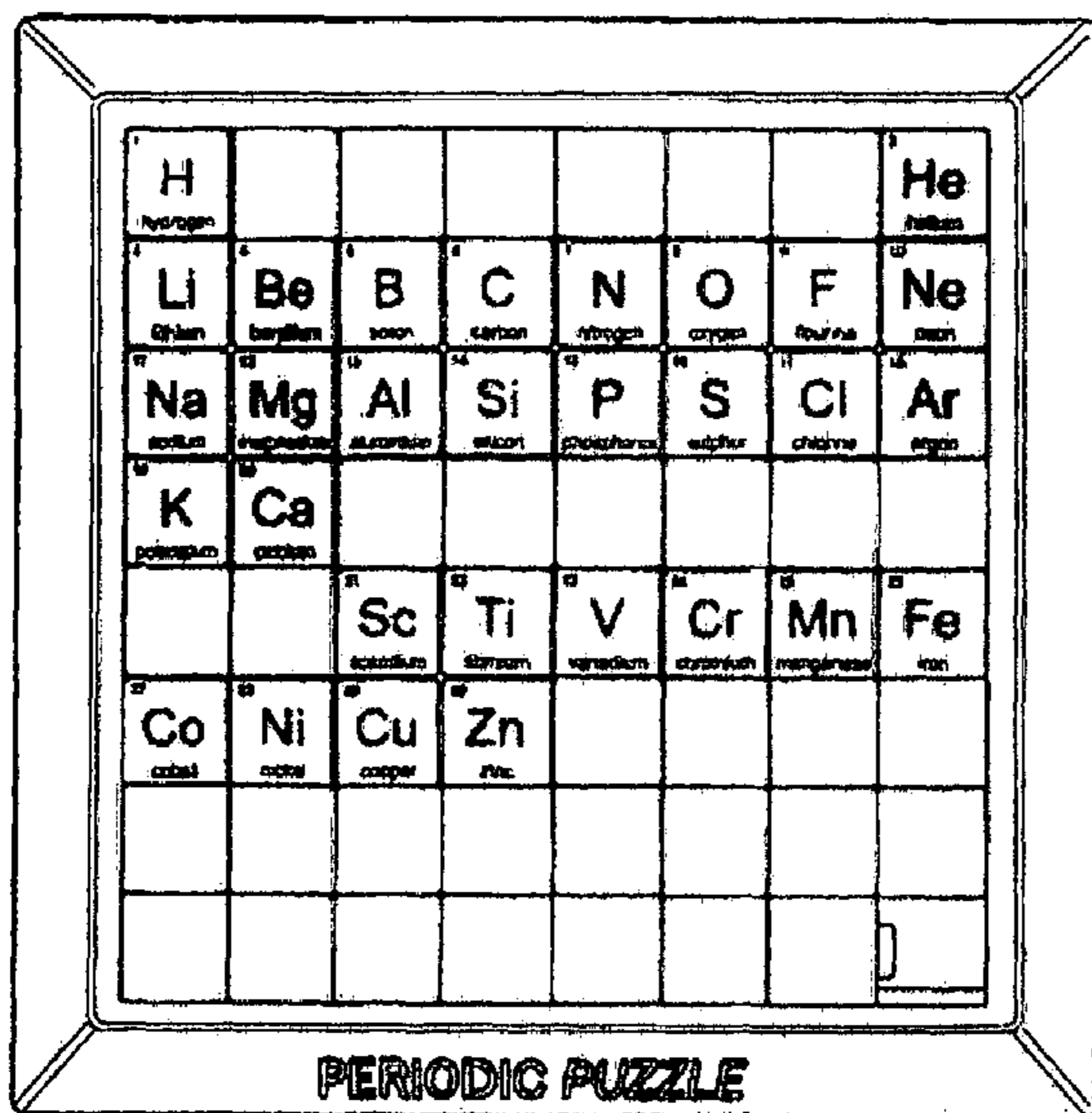
FIG. 2 is a front view thereof;

FIG. 3 is a side view thereof;

FIG. 4 is a top and rear perspective view showing the rows of periodic indicia in an alternate position within the puzzle; and,

FIG. 5 is a top and front perspective view of FIG. 4.

1 Claim, 2 Drawing Sheets



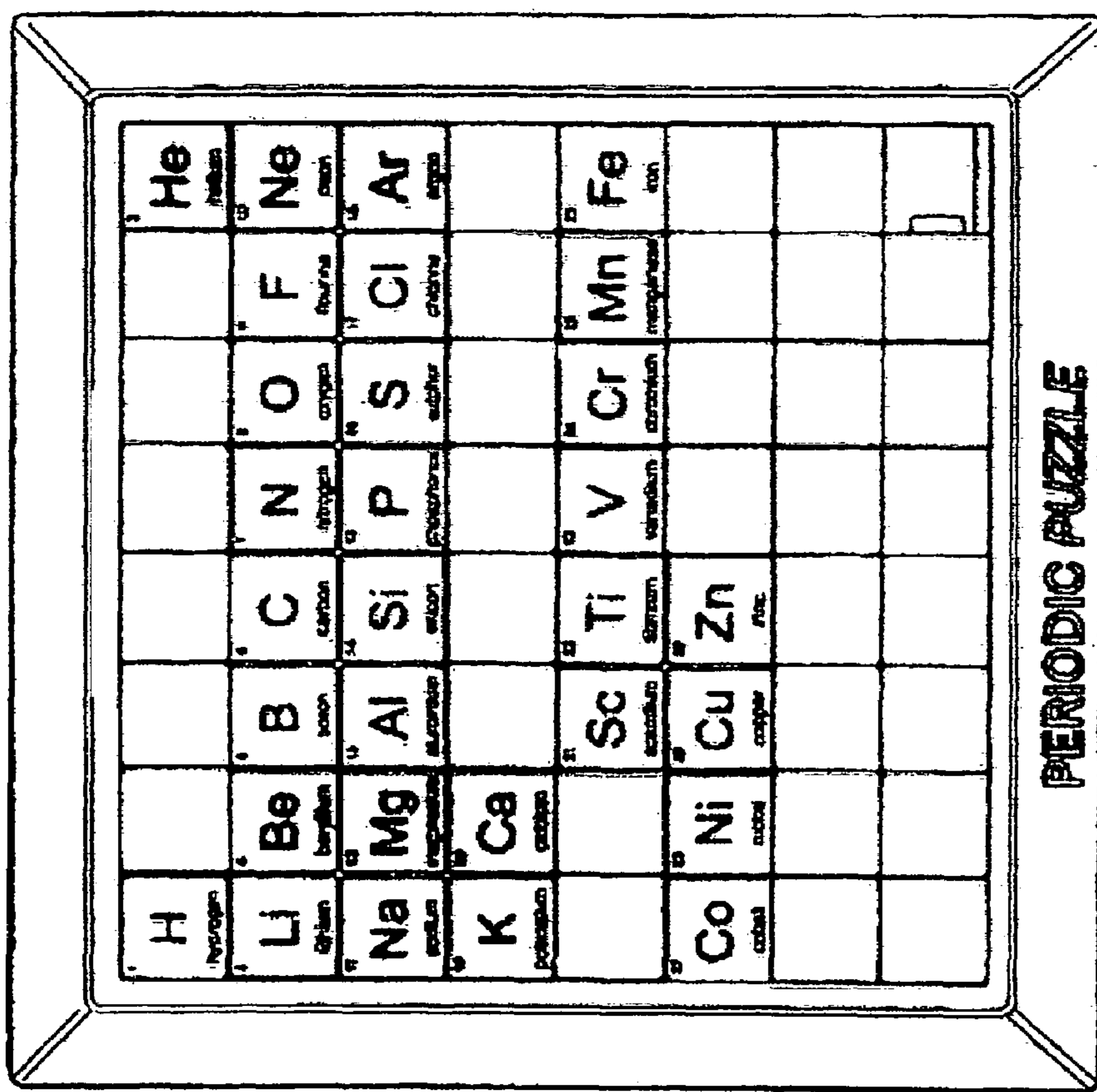


FIG. 3



FIG. 1

FIG. 2

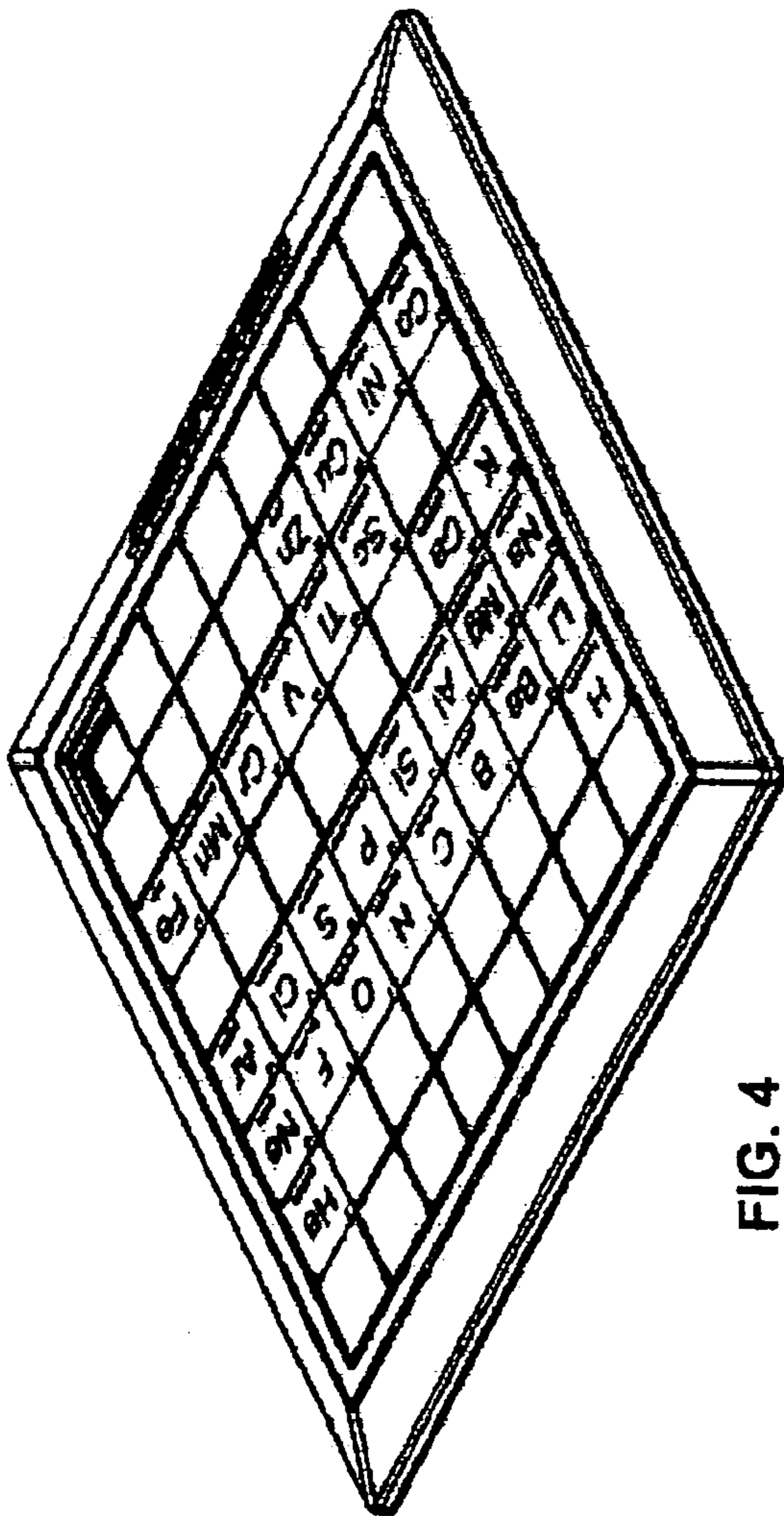


FIG. 4

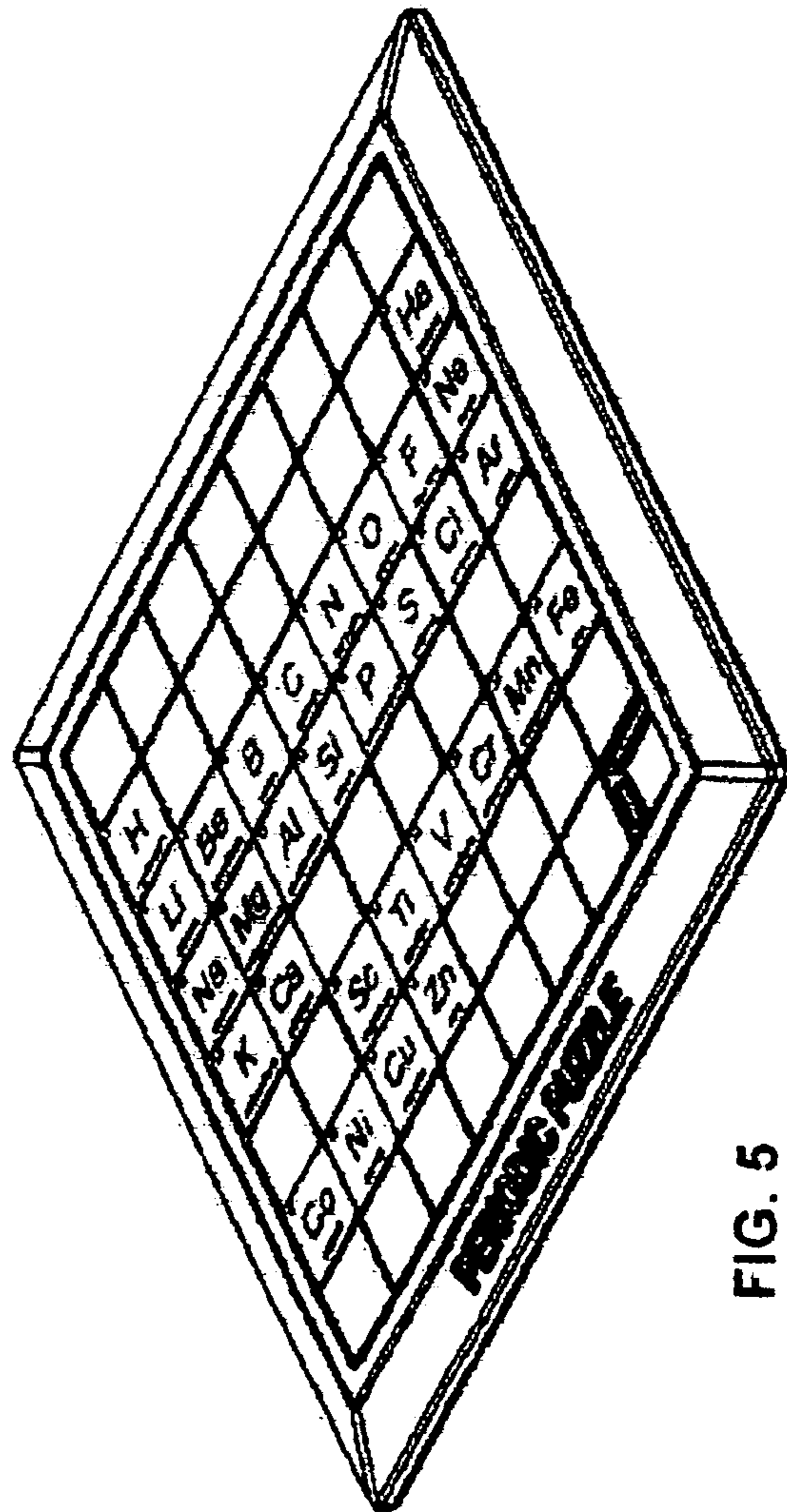


FIG. 5