



US00D605203S

(12) **United States Design Patent**
Kaneko et al.

(10) **Patent No.:** **US D605,203 S**
(45) **Date of Patent:** **** Dec. 1, 2009**

(54) **OPERATING DEVICE FOR AN AUDIO AND VIDEO DEVICE**

(75) Inventors: **Eiju Kaneko**, Tokyo (JP); **Kouhei Waki**, Tokyo (JP)

(73) Assignee: **Kabushiki Kaisha Sega**, Tokyo (JP)

(**) Term: **14 Years**

(21) Appl. No.: **29/318,841**

(22) Filed: **May 29, 2008**

(30) **Foreign Application Priority Data**

Nov. 30, 2007 (JP) 2007-033035

(51) **LOC (9) Cl.** **14-03**

(52) **U.S. Cl.** **D14/496; D14/203.3**

(58) **Field of Classification Search** D14/496, D14/401, 435, 474, 483, 217, 137, 138, 160, D14/168, 356, 203.1-203.8, 507; 345/156, 345/169, 173-179, 905; 715/727-729, 864; 710/1, 5, 8; 713/1, 600; 455/1.1, 1.7, 73, 455/344-347, 93, 95, 3.01-3.06, 550.1, 573.1; 370/342-344; 369/1, 2, 6-12; 463/43-47; 273/148 B

See application file for complete search history.

(56) **References Cited**

U.S. PATENT DOCUMENTS

D52,119 S *	6/1918	Schoenberg	D13/168
D58,838 S *	8/1921	Streun	D13/168
D208,475 S *	9/1967	Schoenberg	D13/168
D251,628 S *	4/1979	McQuarrie et al.	D21/578
D361,856 S *	8/1995	Ziegler	D26/37
D366,876 S *	2/1996	Labohm	D14/218
D372,244 S *	7/1996	Yamazaki et al.	D14/218
D392,945 S *	3/1998	Barry et al.	D13/168

D410,076 S *	5/1999	Chen	D23/367
D457,200 S *	5/2002	Dove	D21/533
6,591,085 B1 *	7/2003	Grady	455/42
D489,390 S *	5/2004	Ohshima et al.	D16/225
6,896,547 B2 *	5/2005	Caveney	439/535
D513,266 S *	12/2005	Shimizu	D14/203.3
D526,966 S *	8/2006	Chen	D13/168
7,104,656 B2 *	9/2006	Dwyer et al.	353/119
D550,707 S *	9/2007	Ichimura	D14/496
7,283,880 B2 *	10/2007	Dick	700/94
D567,818 S *	4/2008	Zhang	D14/496
D572,239 S *	7/2008	Hoehn et al.	D14/218
D574,851 S *	8/2008	Chen	D14/496
D576,637 S *	9/2008	Gofman et al.	D14/496
D578,546 S *	10/2008	Fullerton	D14/496
D579,953 S *	11/2008	Chen	D14/496
D579,954 S *	11/2008	Gofman et al.	D14/496
D582,394 S *	12/2008	Hong et al.	D14/216
D585,078 S *	1/2009	Walton	D14/496

* cited by examiner

Primary Examiner—T. Chase Nelson
Assistant Examiner—John Windmuller
(74) *Attorney, Agent, or Firm*—Dickstein Shapiro LLP

(57) **CLAIM**

The ornamental design for an operating device for an audio and video device, as shown.

DESCRIPTION

FIG. 1 is a front elevation view of an operating device for an audio and video device showing our new design;

FIG. 2 is a rear elevation view thereof;

FIG. 3 is a top plan view thereof;

FIG. 4 is a bottom plan view thereof;

FIG. 5 is a left side elevation view thereof; and,

FIG. 6 is a right side elevation view thereof.

1 Claim, 6 Drawing Sheets

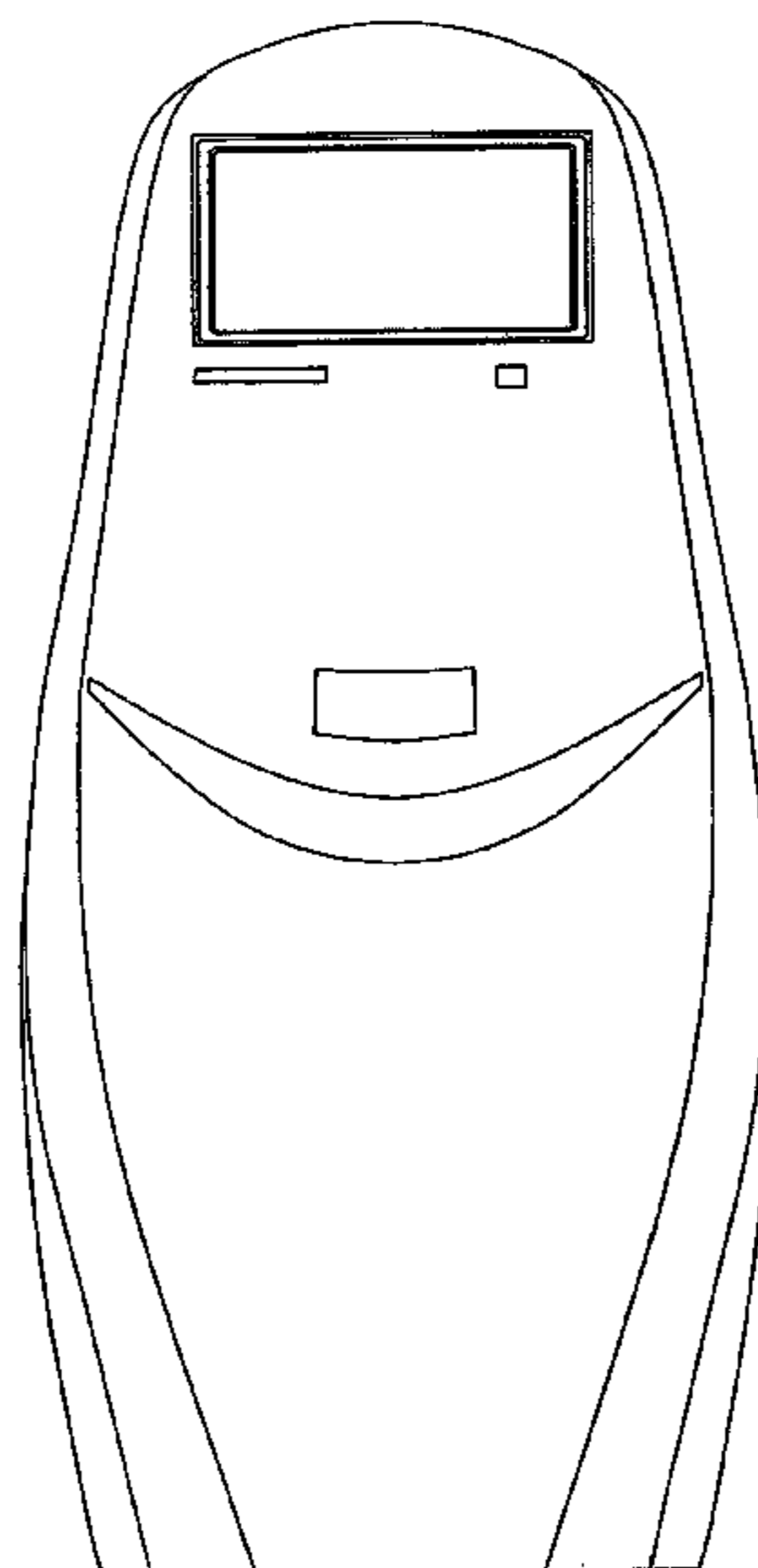


FIG.1

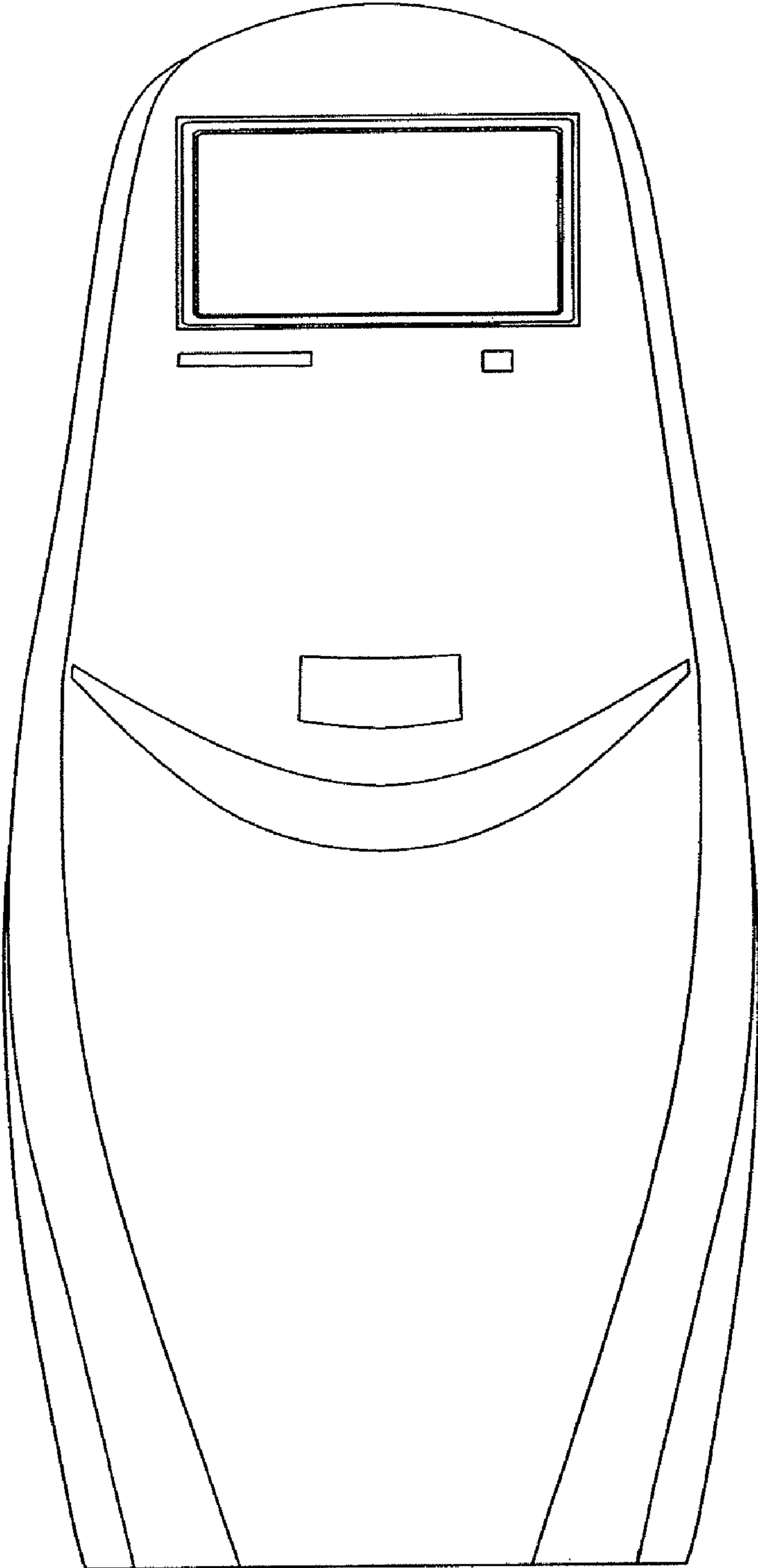


FIG.2




FIG.3

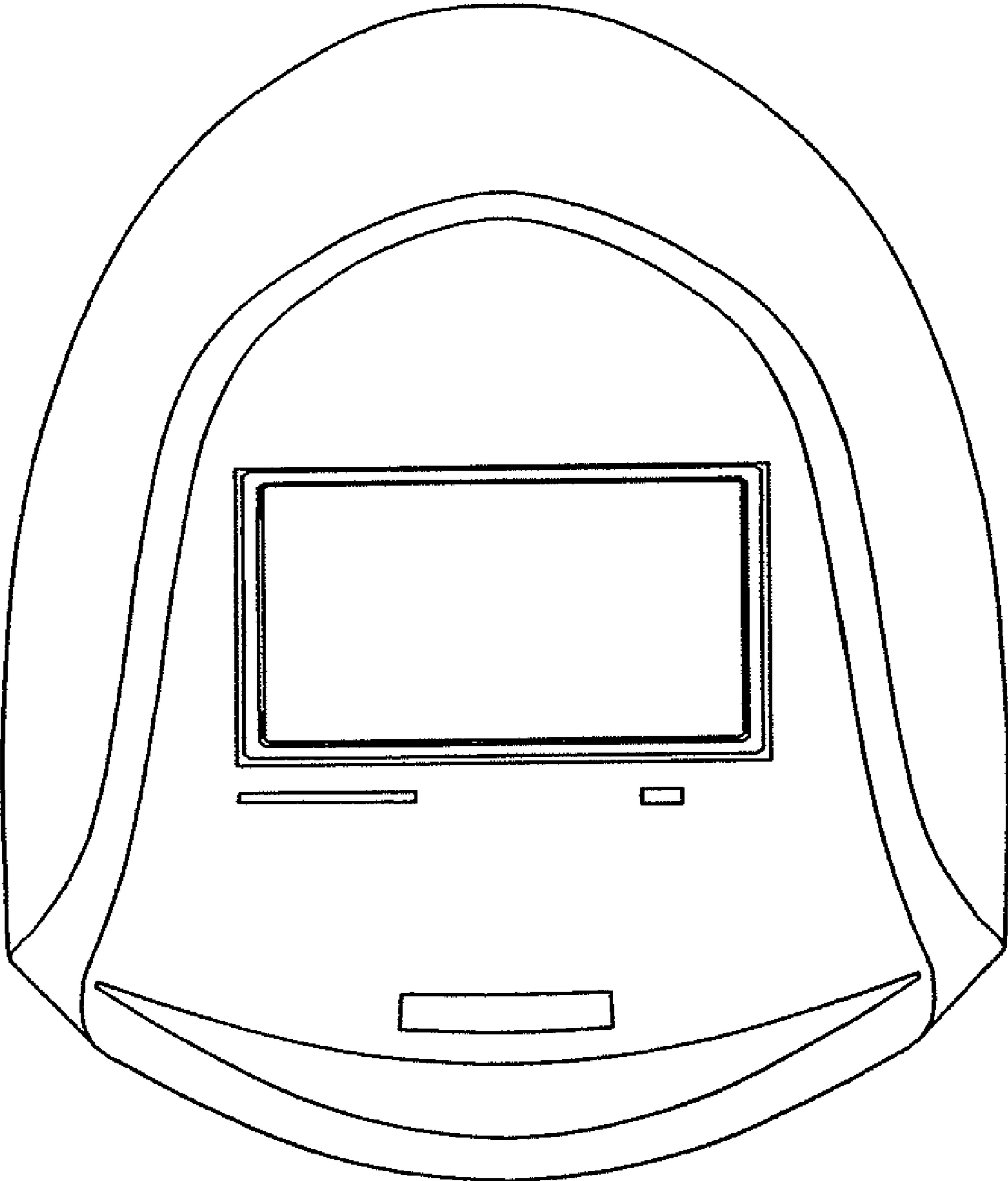


FIG.4

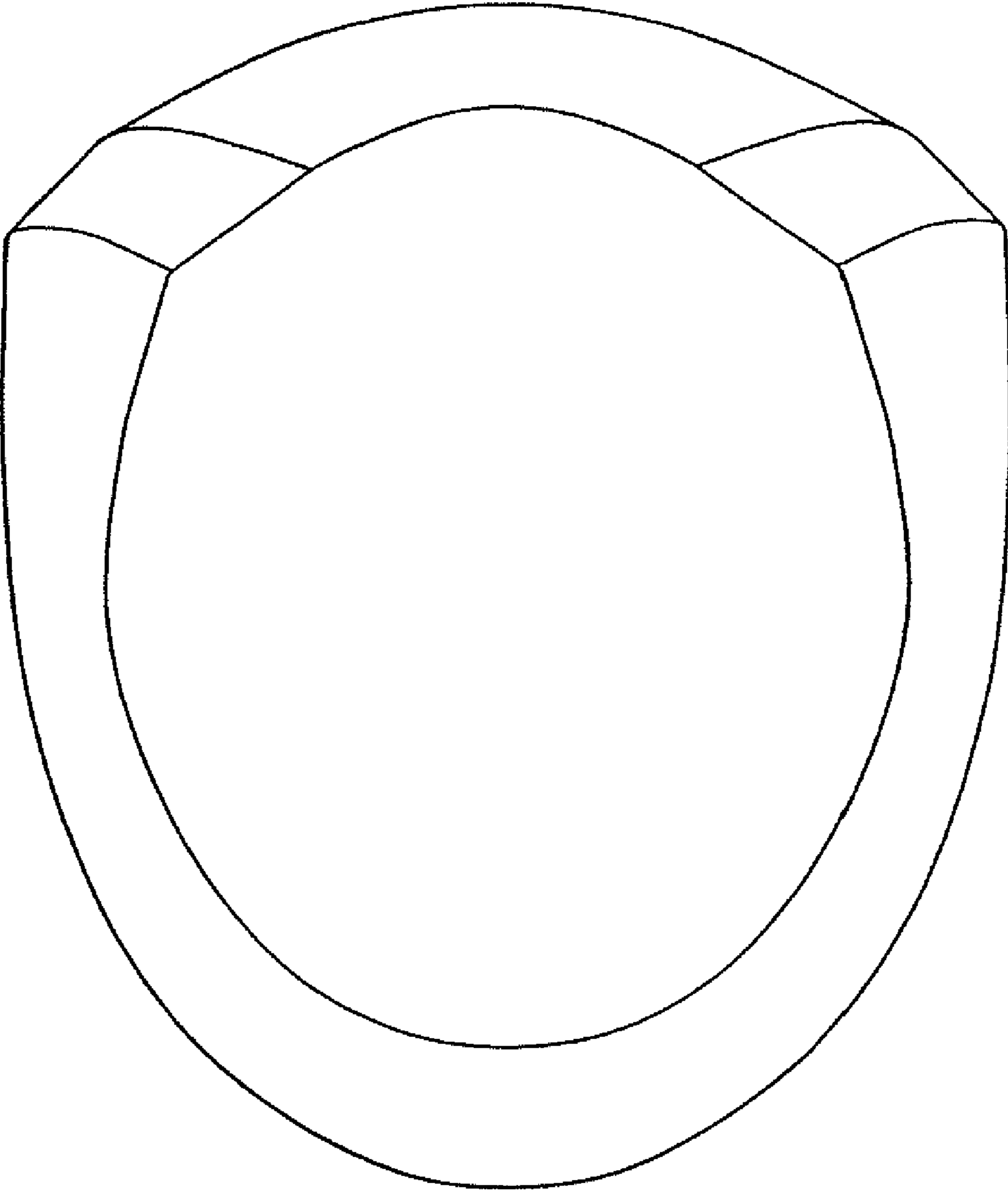


FIG.5

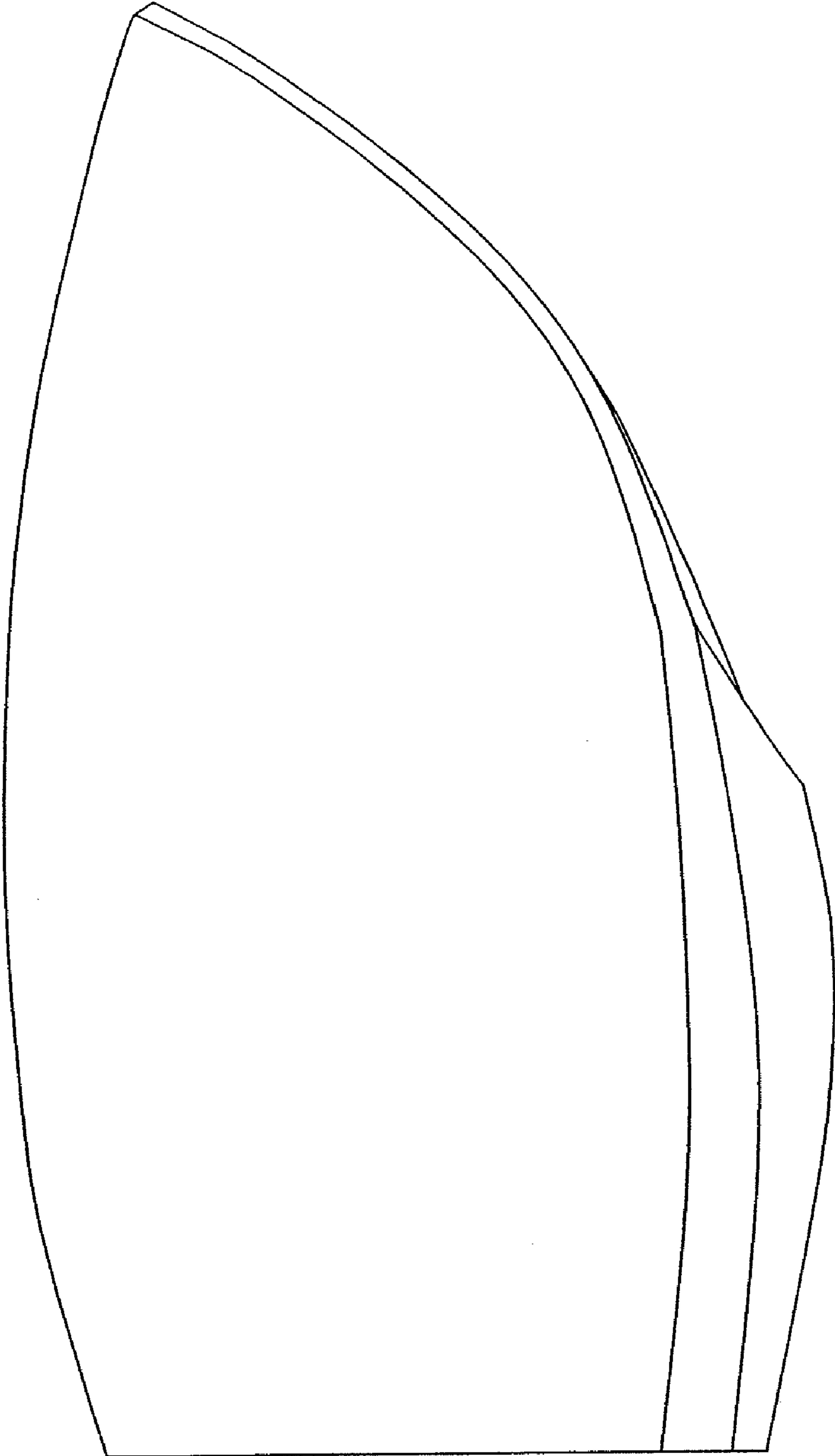


FIG.6

