



US00D605200S

(12) **United States Design Patent**
Sakai

(10) **Patent No.:** **US D605,200 S**
(45) **Date of Patent:** **** Dec. 1, 2009**

(54) **VIDEO SCREEN OR PORTION THEREOF WITH A USER INTERFACE IMAGE**

(75) Inventor: **Masashi Sakai**, Kanagawa (JP)

(73) Assignee: **Panasonic Corporation**, Osaka (JP)

(**) Term: **14 Years**

(21) Appl. No.: **29/331,931**

(22) Filed: **Feb. 5, 2009**

(30) **Foreign Application Priority Data**

Aug. 6, 2008 (JP) 2008-020340

(51) **LOC (9) Cl.** **32-00**

(52) **U.S. Cl.** **D14/486**

(58) **Field of Classification Search** D14/485-495;
715/700, 706, 716, 719, 721, 727, 728, 730,
715/739, 768, 771, 773, 779, 780, 782, 793,
715/810, 812, 819, 821, 825, 828, 829, 835,
715/836, 837, 838, 839, 840, 841, 842, 843,
715/845, 846, 848, 861, 864, 867, 962, 976,
715/977; 345/902, 955, 960, 646, 473
See application file for complete search history.

(56) **References Cited**

U.S. PATENT DOCUMENTS

- 6,741,266 B1 * 5/2004 Kamiwada et al. 715/768
- 7,065,710 B2 * 6/2006 Hayashi et al. 715/732
- D559,855 S * 1/2008 Sato et al. D14/486
- D590,407 S * 4/2009 Watanabe et al. D14/485
- D591,765 S * 5/2009 Amacker D14/488
- D594,026 S * 6/2009 Ball et al. D14/488
- D596,190 S * 7/2009 Garcia D14/485
- 2005/0160377 A1 * 7/2005 Sciammarella et al. 715/838
- 2005/0278656 A1 * 12/2005 Goldthwaite et al. 715/810
- 2006/0212829 A1 * 9/2006 Yahiro et al. 715/810
- 2006/0236251 A1 * 10/2006 Kataoka et al. 715/757

- 2008/0122870 A1 * 5/2008 Brodersen et al. 345/634
- 2009/0204920 A1 * 8/2009 Beverley et al. 715/768

FOREIGN PATENT DOCUMENTS

JP D1288109 12/2006

OTHER PUBLICATIONS

Digitalstage, Inc., "Life with PhotoCinema 2", obtained from the internet at web address <<http://www.digitalstage.jp/life/about/index.html>>, date unknown, 1 page.

* cited by examiner

Primary Examiner—Jennifer Rivard

Assistant Examiner—Angela J Lee

(74) *Attorney, Agent, or Firm*—Brinks Hofer Gilson & Lione

(57) **CLAIM**

I claim the ornamental design for a video screen or portion thereof with a user interface image, as shown and described.

DESCRIPTION

FIG. 1 is a front view of a video screen or portion thereof with a user interface image showing a first image in the transitional sequence;

FIG. 2 is a second image thereof;

FIG. 3 is a third image thereof;

FIG. 4 is a fourth image thereof; and,

FIG. 5 is a fifth image thereof.

The broken line showing of video screen or portion thereof with a user interface image is included for the purpose of illustrating environment and forms no part of the claimed design.

The appearance of the transitional image sequentially transitions between the images shown in FIGS. 1-5. No ornamental aspects are associated with the process or period in which one image transitions to another.

1 Claim, 3 Drawing Sheets

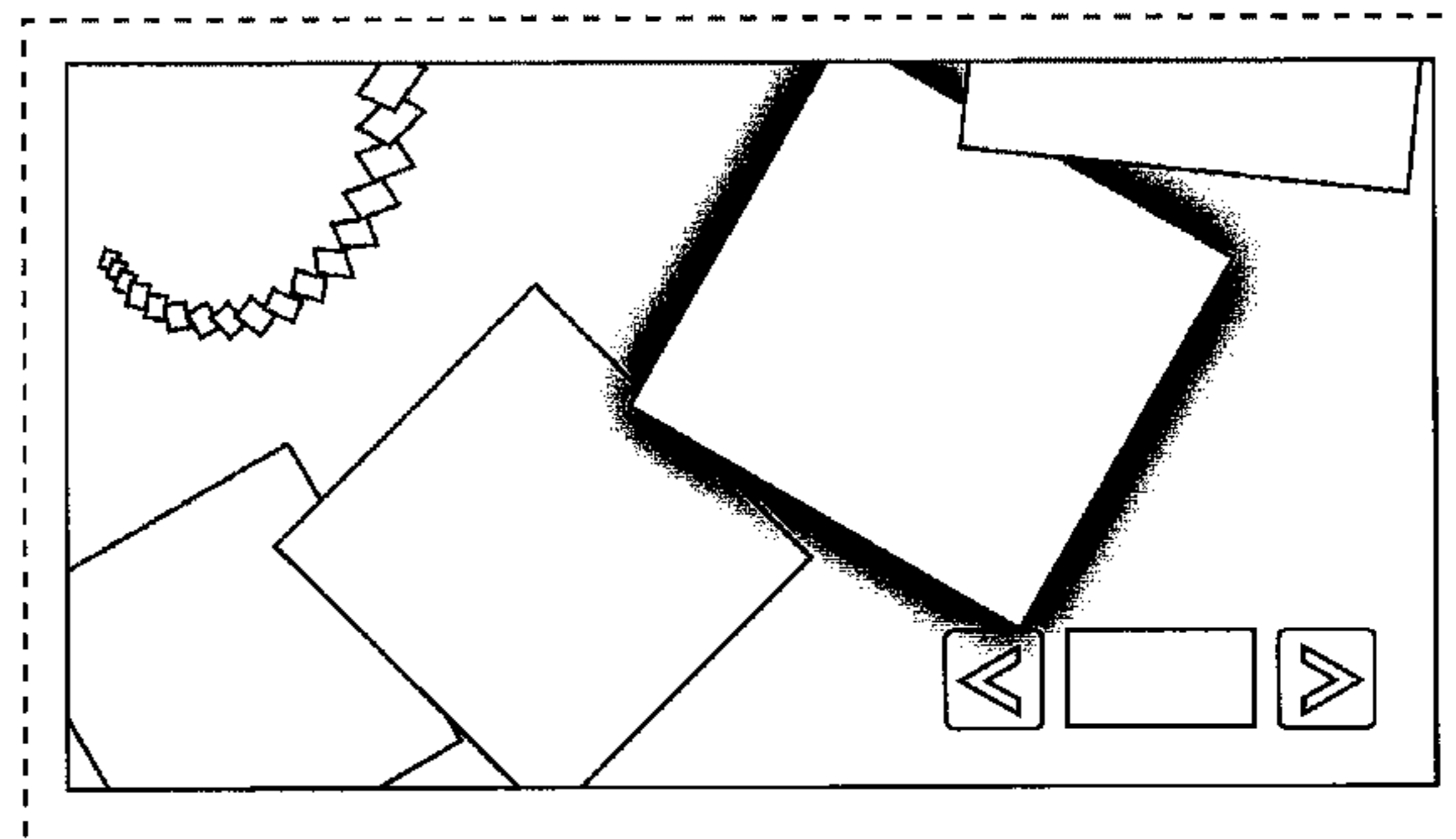
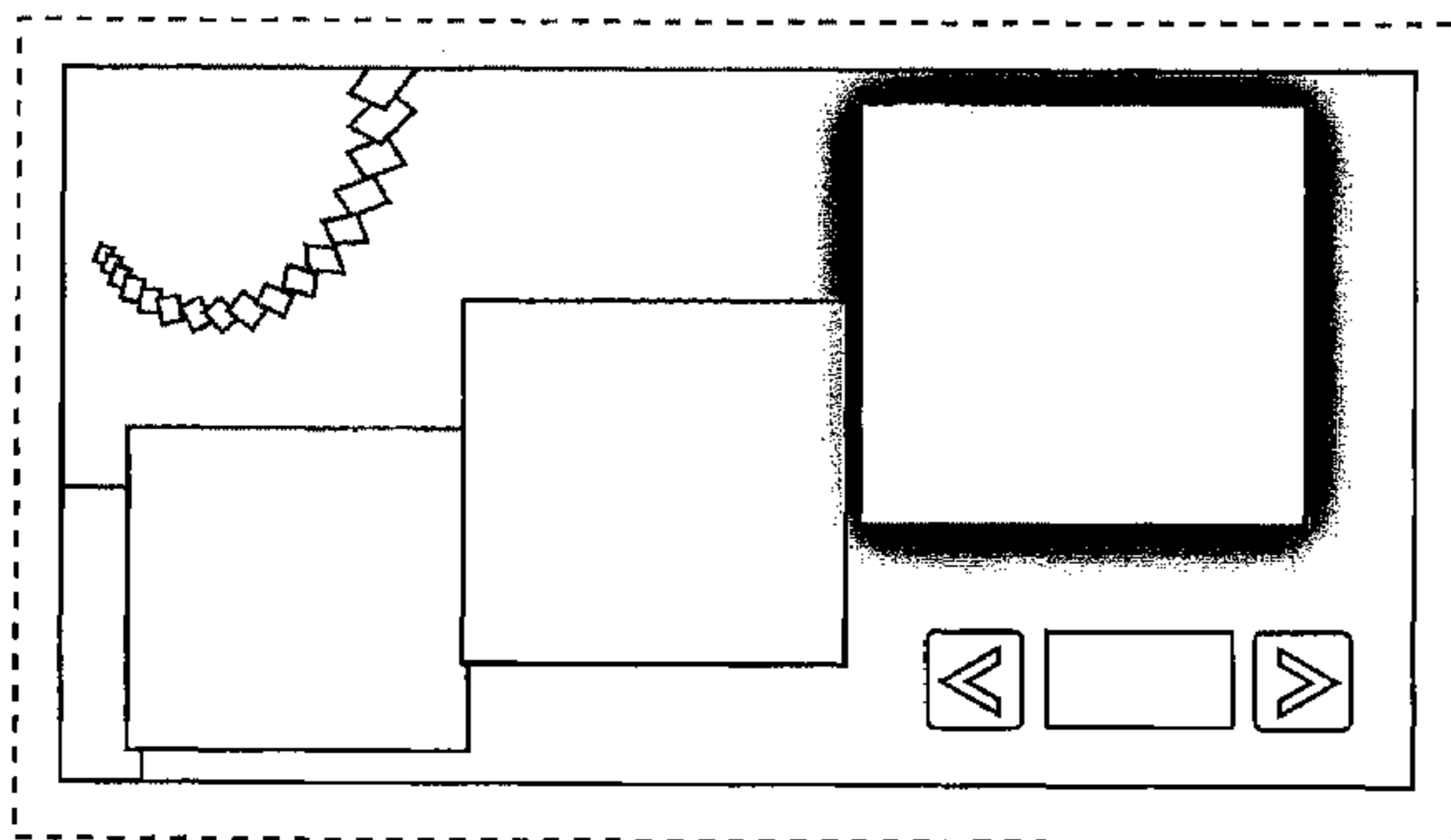


Fig. 1

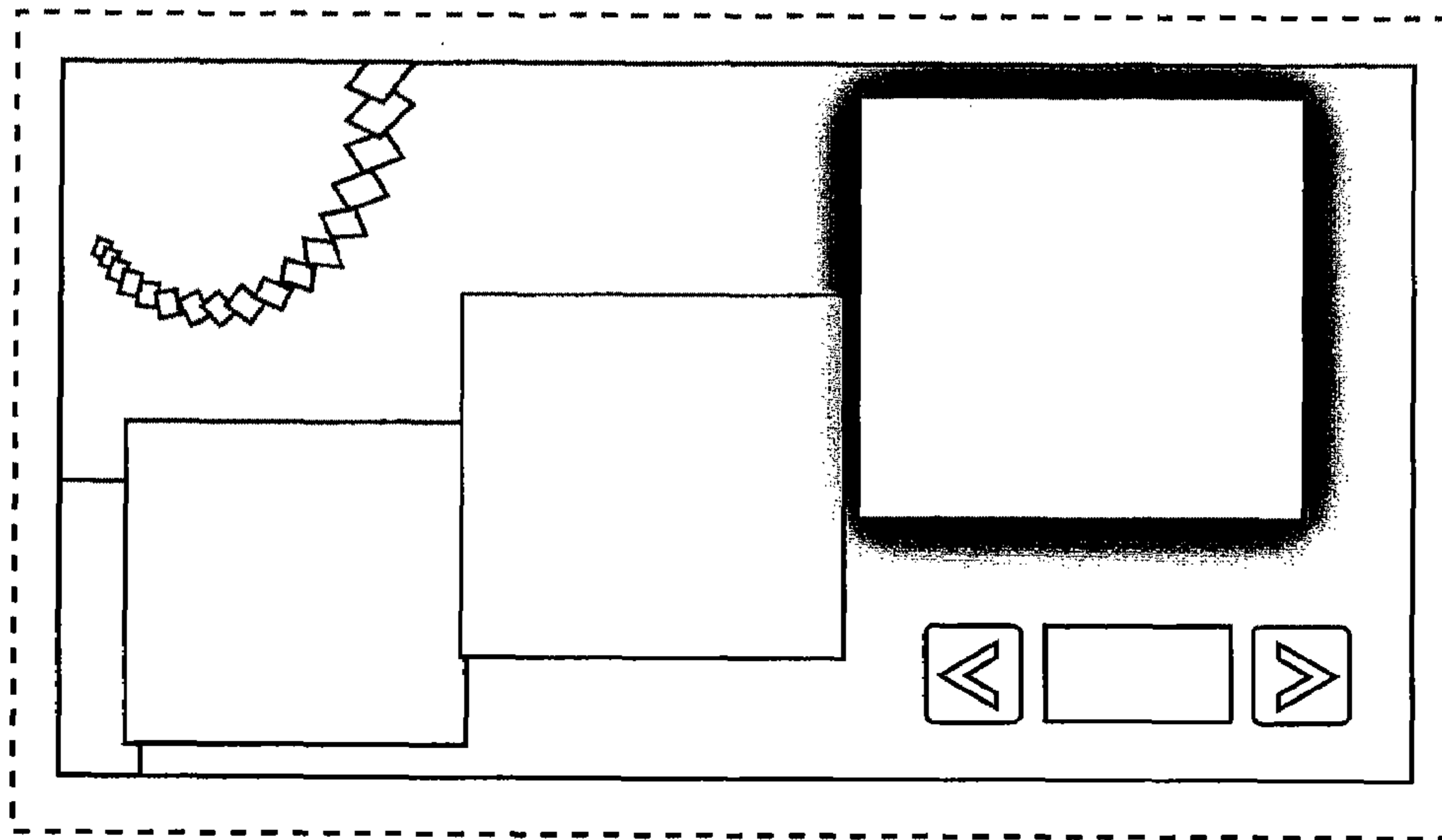


Fig. 2

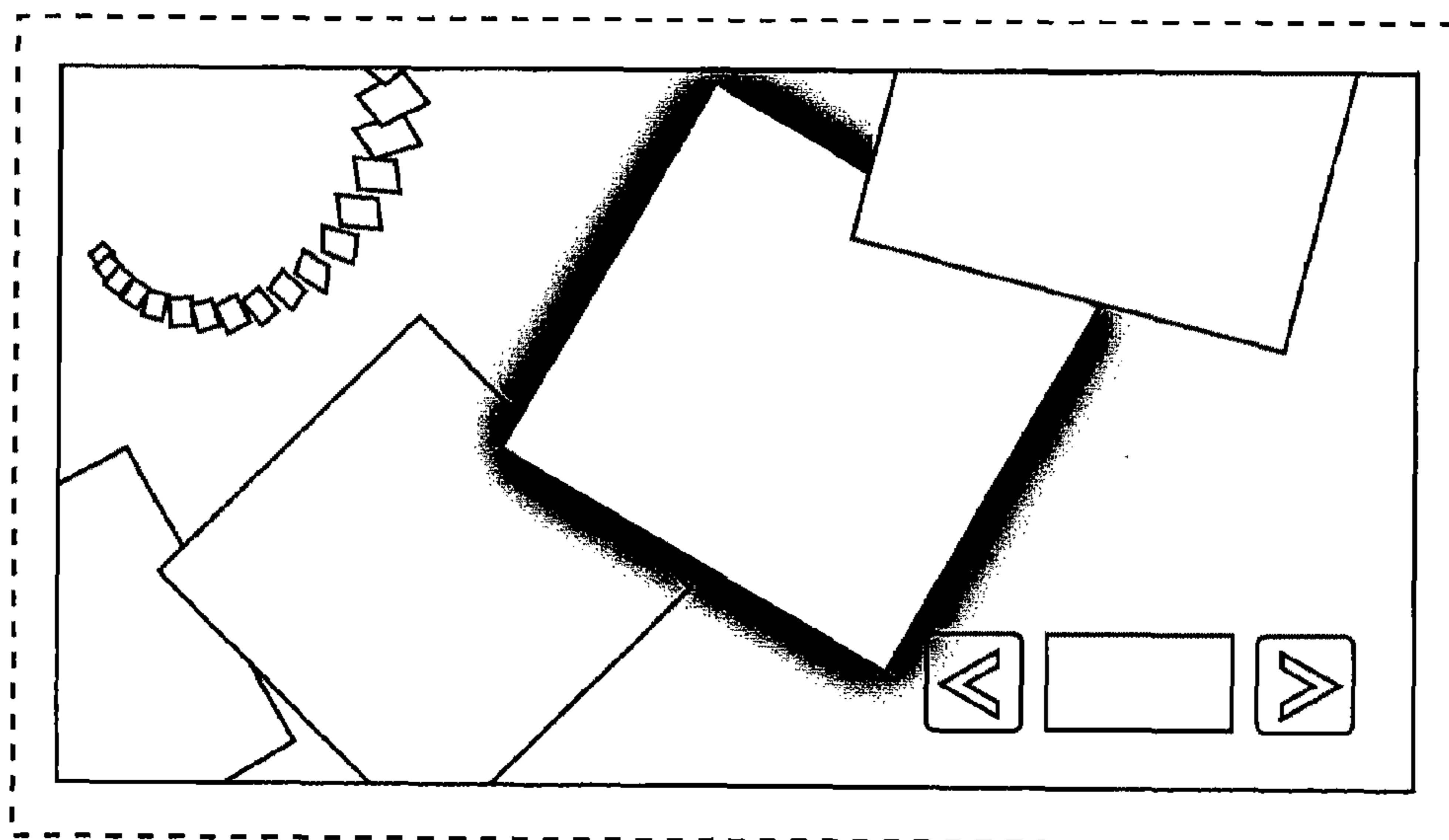


Fig. 3

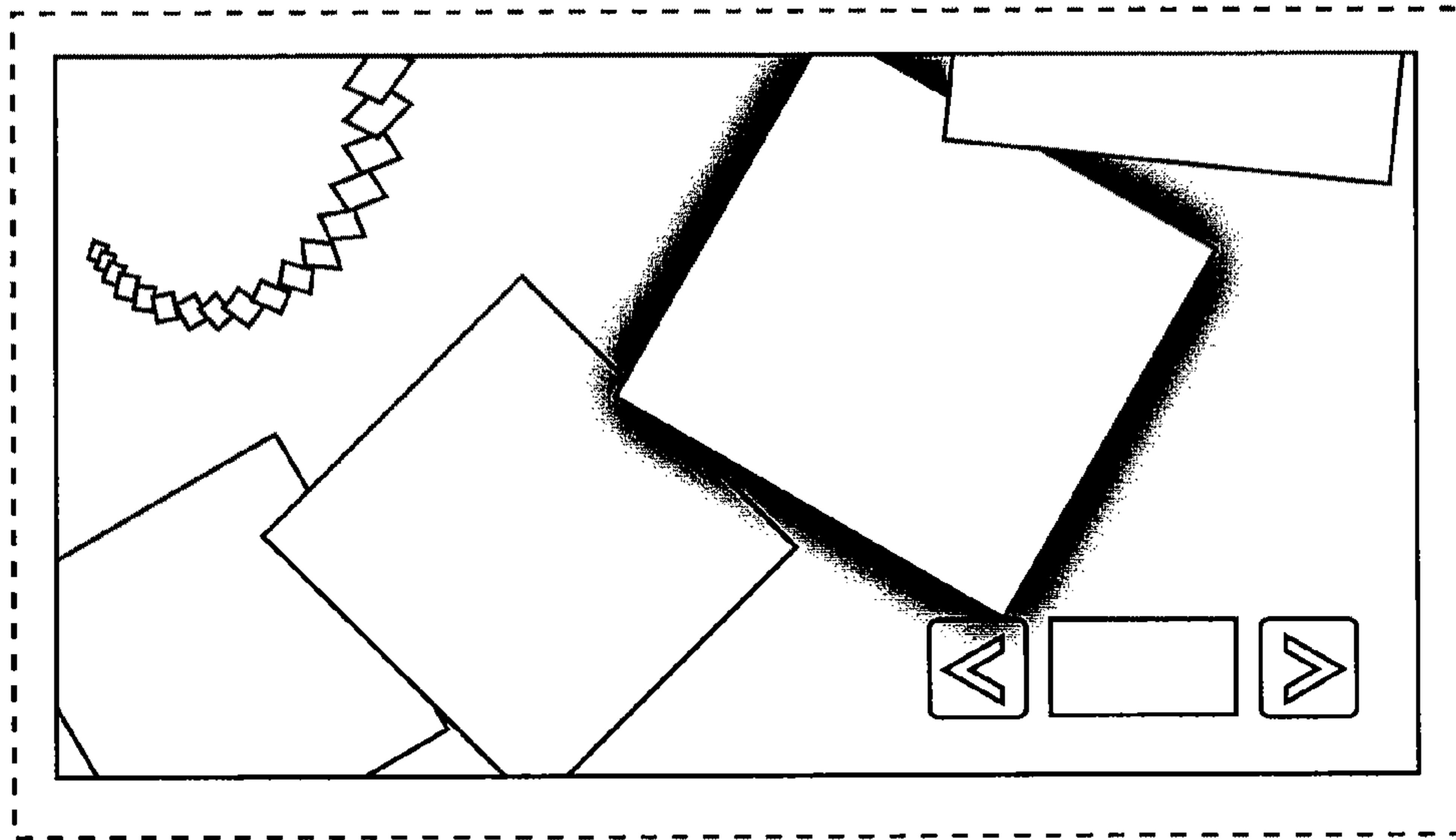


Fig. 4

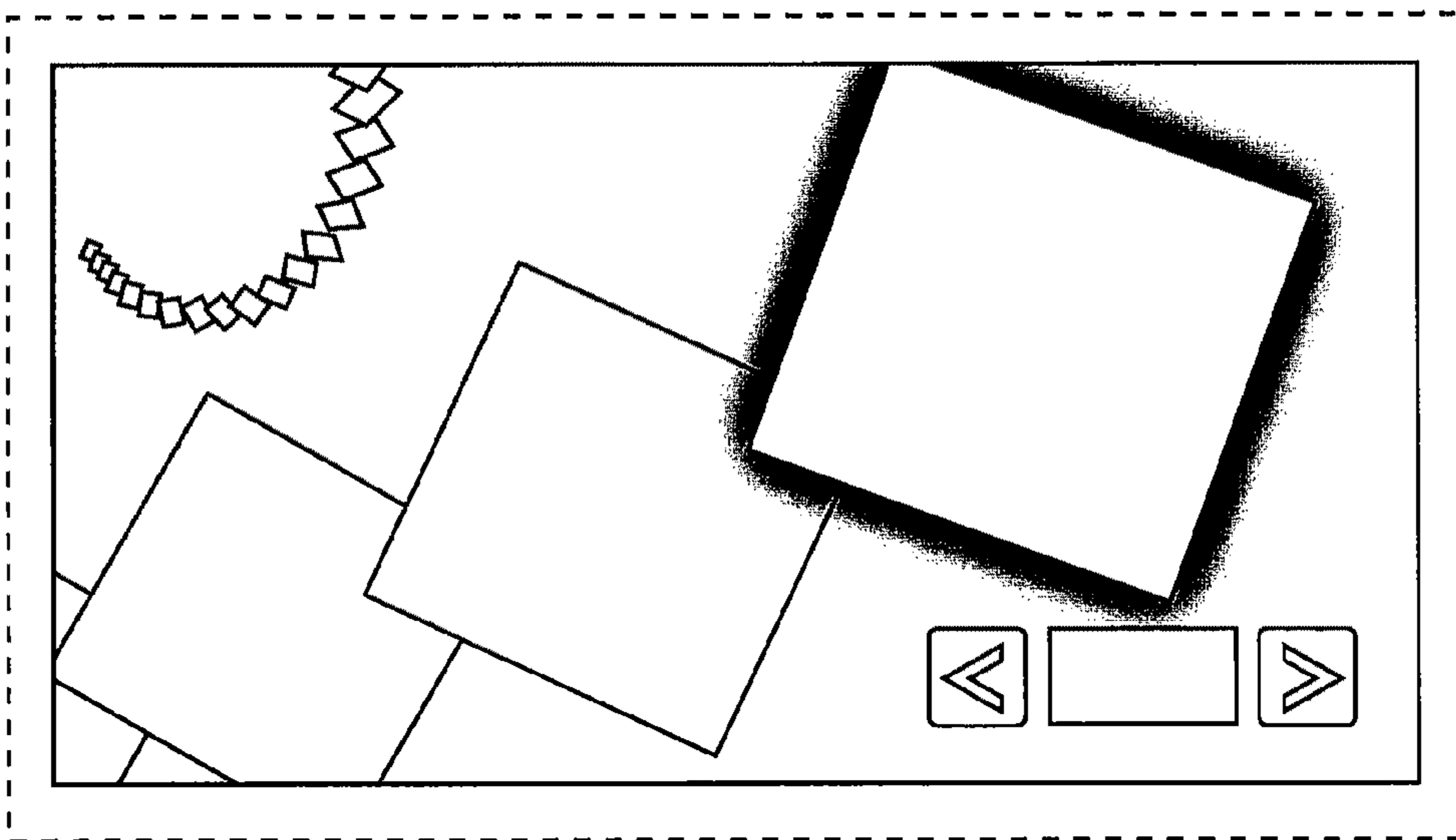


Fig. 5

