



US00D605194S

(12) **United States Design Patent**
Hakoda

(10) **Patent No.:** **US D605,194 S**
(45) **Date of Patent:** **** Dec. 1, 2009**

(54) **ELECTRONIC BOOK**

(75) Inventor: **Katsuhisa Hakoda**, Tokyo (JP)

(73) Assignee: **Sony Corporation**, Tokyo (JP)

(**) Term: **14 Years**

(21) Appl. No.: **29/309,754**

(22) Filed: **Oct. 3, 2008**

(30) **Foreign Application Priority Data**

Jul. 11, 2008 (JP) D2008-017880

(51) **LOC (9) Cl.** **14-02**

(52) **U.S. Cl.** **D14/345**

(58) **Field of Classification Search** D14/341-347,
D14/138, 454-456, 391, 218, 327, 338, 387,
D14/390, 399, 426, 429, 432, 439, 137, 247,
D14/496, 125, 126, 129, 318, 326, 248; D18/7;
D13/168; D21/517, 329, 330, 331; D10/65,
D10/104; D19/26; 455/556.1, 556.2, 566,
455/575.1; 361/680; 345/169; 379/433.04,
379/433.06, 433.07, 433.11, 433.12, 433.13;
348/14.02

See application file for complete search history.

(56) **References Cited**

U.S. PATENT DOCUMENTS

6,297,795 B1 10/2001 Kato et al.
D464,961 S 10/2002 Sogabe
D489,718 S 5/2004 Kataoka
D490,420 S * 5/2004 Solomon et al. D14/341
D491,942 S 6/2004 Takahashi
D494,164 S * 8/2004 Wu et al. D14/341
D502,701 S 3/2005 Takuma
D502,944 S * 3/2005 Kawami et al. D14/336
D504,889 S * 5/2005 Andre et al. D14/341
7,016,181 B2 * 3/2006 Ito et al. 361/679.31

D548,234 S 8/2007 Kurihara
D579,930 S * 11/2008 Maskatia D14/341
D580,431 S * 11/2008 Morita D14/341
D587,260 S * 2/2009 Marsh et al. D14/341

FOREIGN PATENT DOCUMENTS

JP D1110281 S 6/2001

* cited by examiner

Primary Examiner—Cathron C Brooks

Assistant Examiner—Barbara Fox

(74) *Attorney, Agent, or Firm*—Rader, Fishman & Grauer, PLLC

(57) **CLAIM**

The ornamental design for an electronic book, as shown and described.

DESCRIPTION

The patent or application file contains at least one drawing executed in color. Copies of this patent or patent application publication with color drawing(s) will be provided by the Office upon request and payment of the necessary fee.

FIG. 1 is a perspective view of a display for electronic book showing my new design;

FIG. 2 is a front elevational view thereof;

FIG. 3 is a rear elevational view thereof;

FIG. 4 is a left side elevational view thereof;

FIG. 5 is a right side elevational view thereof;

FIG. 6 is a top plan view thereof; and,

FIG. 7 is a bottom plan view thereof.

FIG. 8 is a reference partial enlarged front elevational view of a lower left side corner of the display for electronic book.

1 Claim, 8 Drawing Sheets
(8 of 8 Drawing Sheet(s) Filed in Color)




FIG. 1




FIG.2




FIG.3




FIG. 4




FIG. 5




FIG.6




FIG.7




FIG.8

