



US00D605189S

(12) **United States Design Patent**
Kuroda

(10) **Patent No.:** **US D605,189 S**
(45) **Date of Patent:** **** Dec. 1, 2009**

(54) **COMPUTER TERMINAL**

(75) Inventor: **Satoshi Kuroda**, Kahoku (JP)

(73) Assignee: **PFU Limited**, Ishikawa (JP)

(**) Term: **14 Years**

(21) Appl. No.: **29/309,641**

(22) Filed: **Sep. 17, 2008**

(51) **LOC (9) Cl.** **14-02**

(52) **U.S. Cl.** **D14/307**

(58) **Field of Classification Search** D14/302–307,
D14/371, 373, 374, 336, 341, 125–127, 129,
D14/900–902; D13/163; D20/10; D21/329,
D21/332, 325, 369, 370; D99/28; D6/329,
D6/369, 397, 466–469, 471, 472, 402; D10/65;
194/206; 361/679.01, 679.02, 679.04, 679.21,
361/679.57, 724

See application file for complete search history.

(56) **References Cited**

U.S. PATENT DOCUMENTS

- D195,840 S * 8/1963 Fay D14/305
- D330,544 S * 10/1992 Kane D14/305
- D389,522 S * 1/1998 Hesselbach et al. D20/10
- D394,458 S * 5/1998 Watanabe et al. D20/10
- D395,129 S * 6/1998 Johnson D99/28
- D401,973 S * 12/1998 Isshiki et al. D20/10
- D415,330 S * 10/1999 King D99/28
- D431,708 S * 10/2000 McCormack et al. D99/28
- D483,755 S * 12/2003 Arnold et al. D14/302
- D502,243 S * 2/2005 King D21/811
- D503,433 S * 3/2005 Tsujino et al. D21/325
- D503,450 S * 3/2005 King D21/811
- D505,948 S * 6/2005 Vrachan et al. D14/307

- D508,541 S * 8/2005 Tsujino et al. D21/325
- D511,514 S * 11/2005 Sonetaka et al. D14/307
- D523,092 S * 6/2006 Karlsson D21/369
- D525,665 S * 7/2006 Karlsson D21/369
- D536,192 S * 2/2007 Kruse et al. D6/402
- D538,505 S * 3/2007 Kang et al. D99/28
- D540,004 S * 4/2007 Kang et al. D99/28
- D546,893 S * 7/2007 Yamashita D21/325
- D548,287 S * 8/2007 Yamanaka et al. D21/325
- D563,405 S * 3/2008 Taniho et al. D14/336
- D586,579 S * 2/2009 Hunayama et al. D6/402
- D588,948 S * 3/2009 Elie D10/64
- D594,068 S * 6/2009 Hsu D21/370

FOREIGN PATENT DOCUMENTS

- JP D 1264482 3/2006
- JP D 1284705 10/2006
- JP D 1314825 11/2007

* cited by examiner

Primary Examiner—Cathron C Brooks
Assistant Examiner—Deanna Fluegeman
(74) *Attorney, Agent, or Firm*—Staas & Halsey LLP

(57) **CLAIM**

The ornamental design for a computer terminal, as shown and described.

DESCRIPTION

FIG. 1 is a front perspective view of a computer terminal showing my new design;
FIG. 2 is a rear perspective view thereof;
FIG. 3 is a front view thereof; and,
FIG. 4 is a right side elevational view thereof.

1 Claim, 4 Drawing Sheets

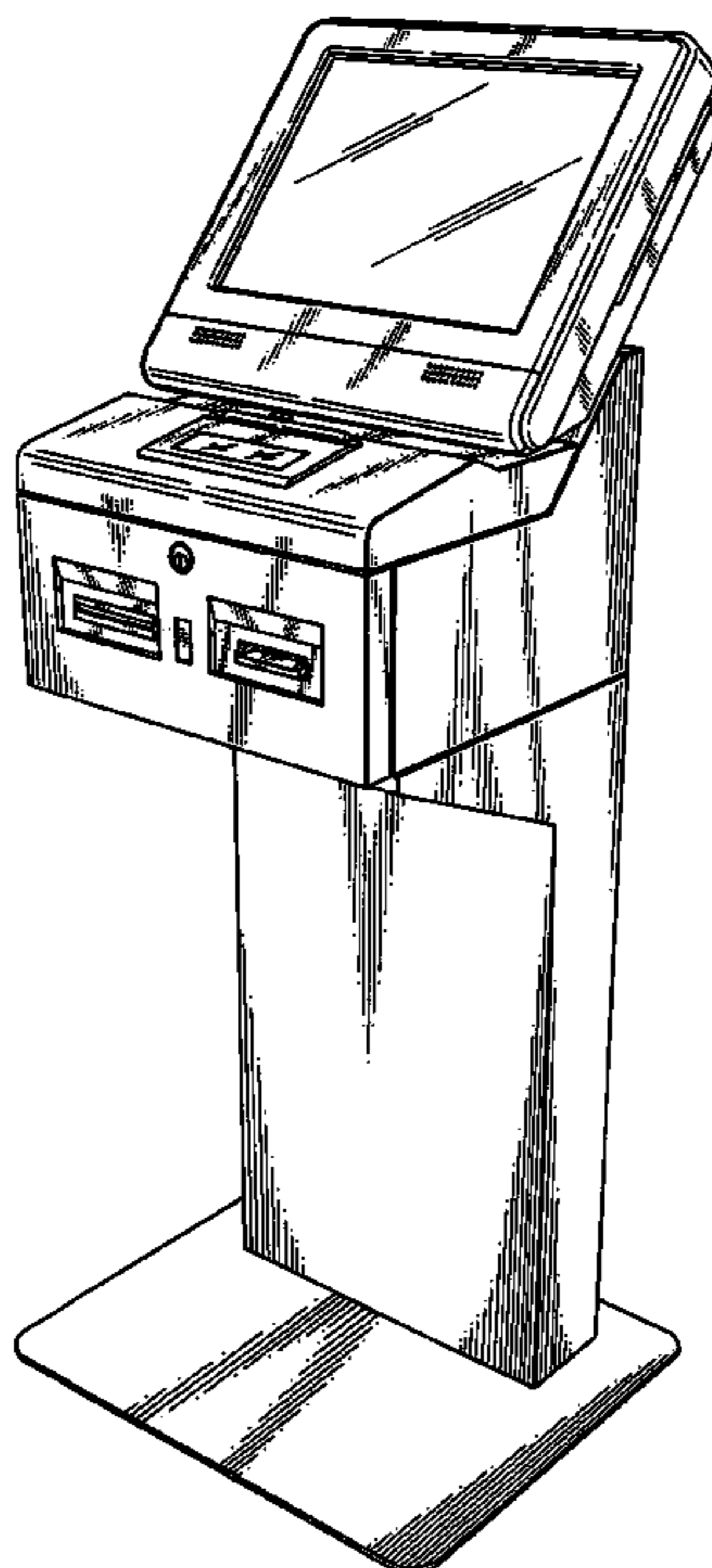


Fig.1

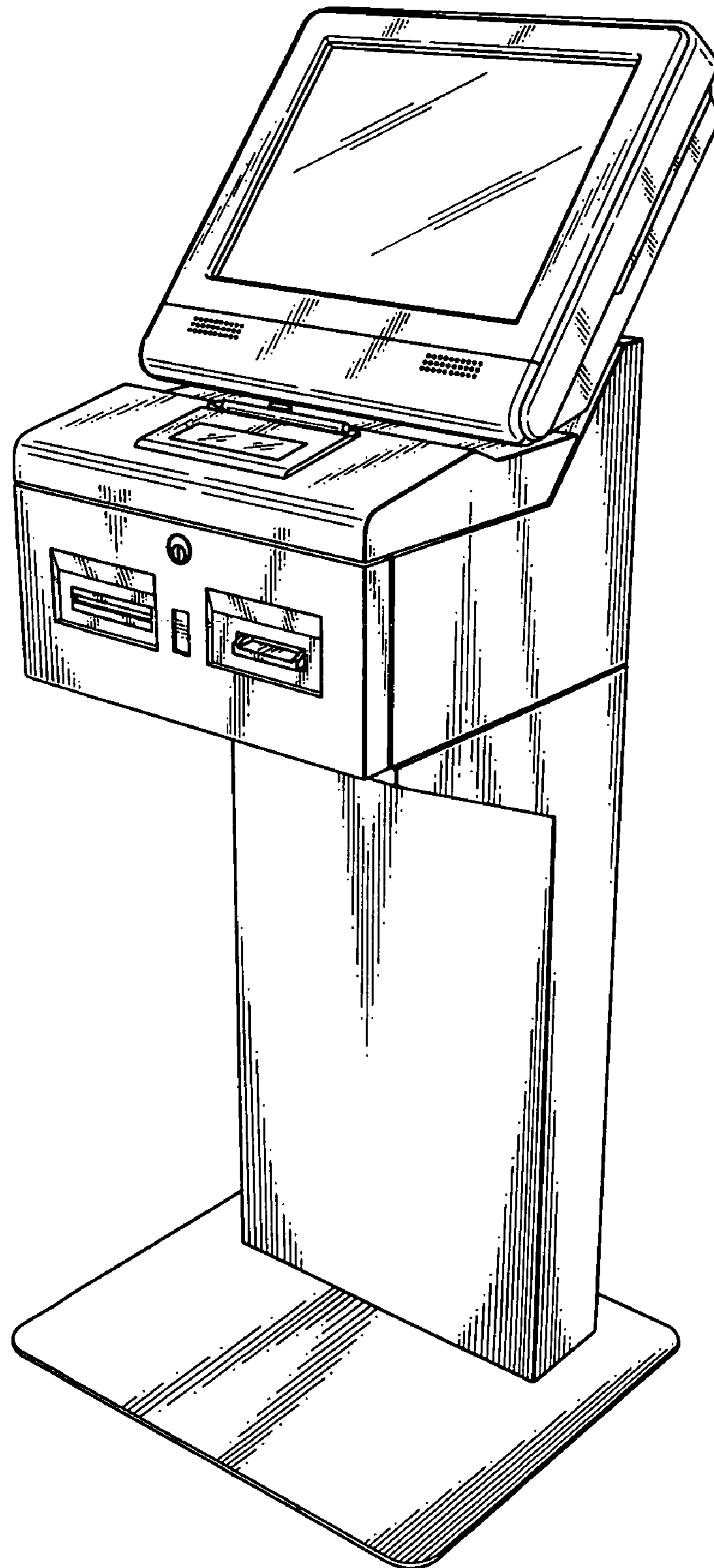


Fig.2

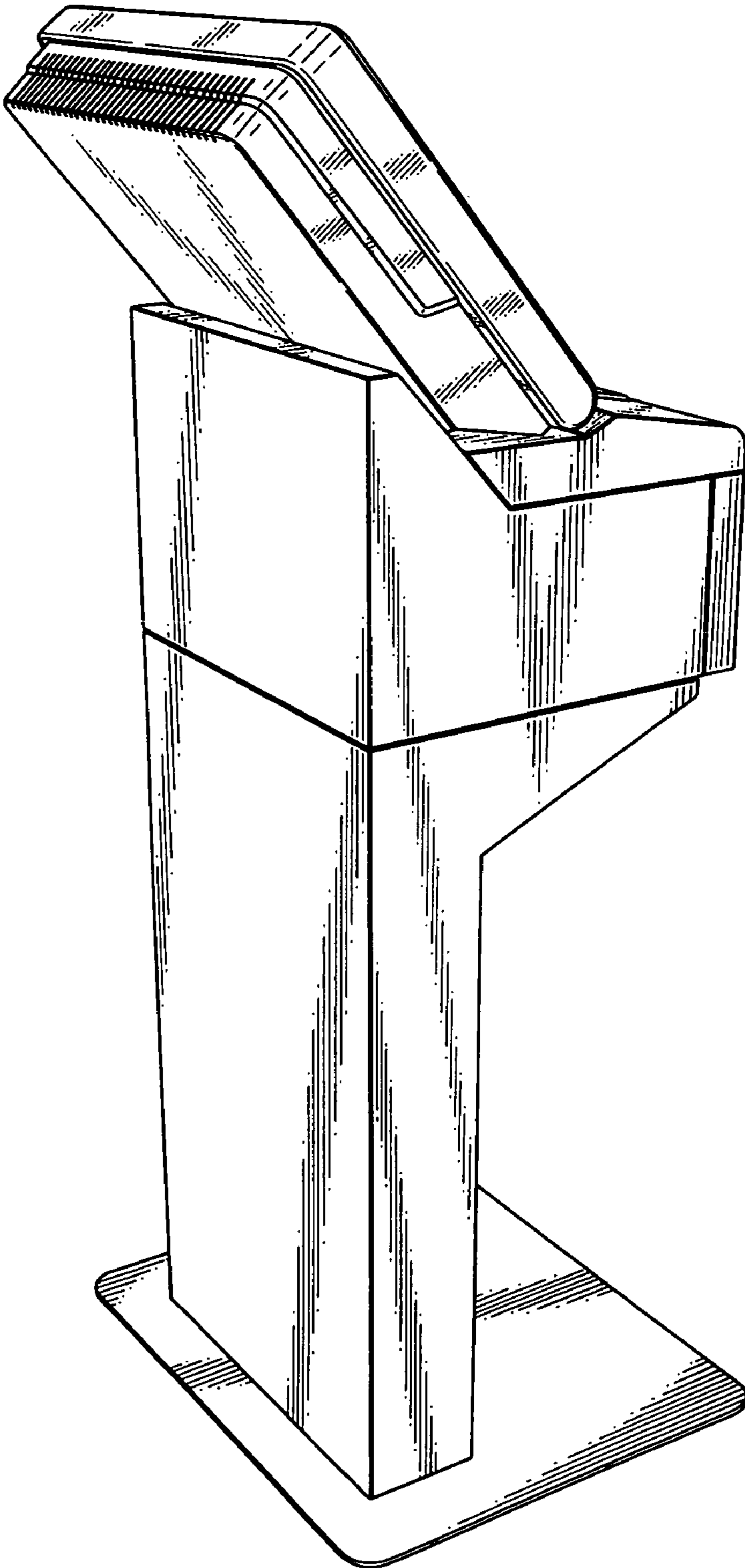


Fig.3

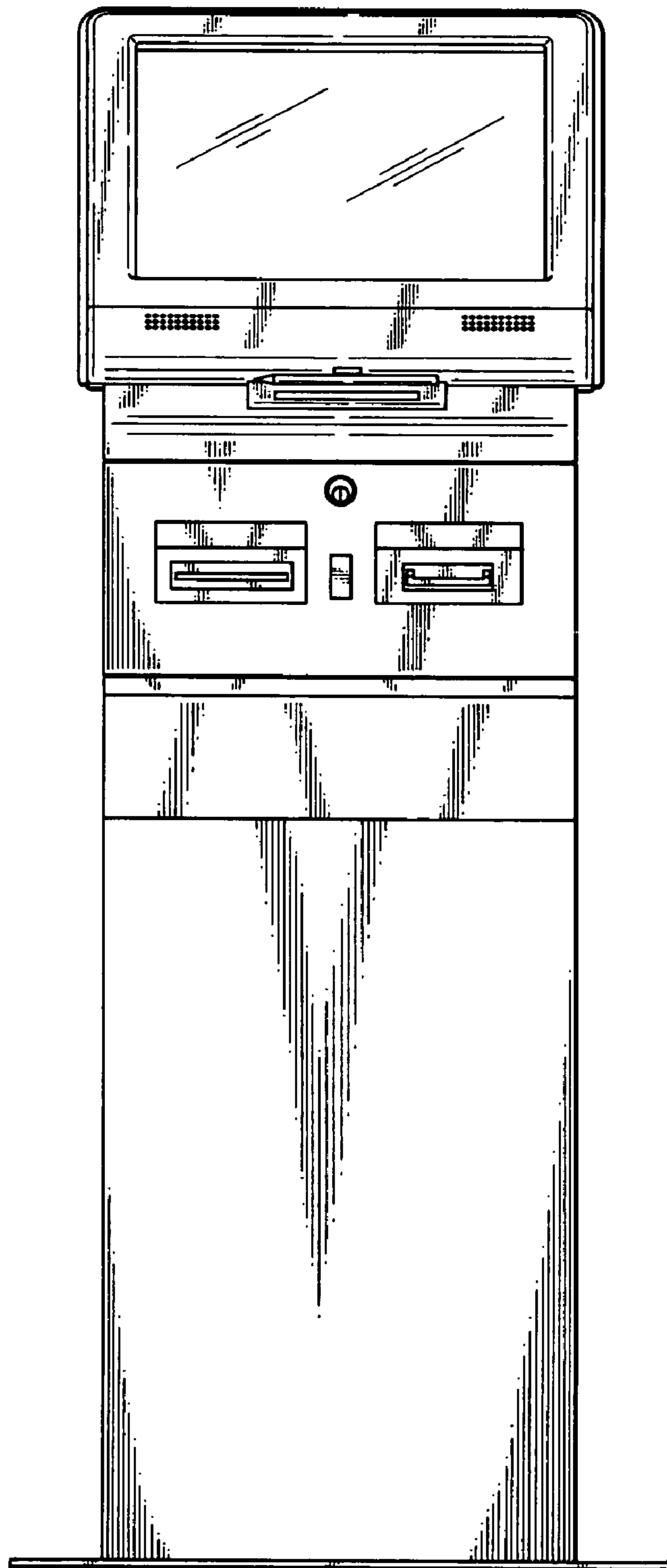


Fig.4

