



US00D605172S

(12) **United States Design Patent**
Seade

(10) **Patent No.:** **US D605,172 S**

(45) **Date of Patent:** **** Dec. 1, 2009**

(54) **BEHIND-THE-EARS HEADPHONE**

(76) Inventor: **John G. Seade**, 12025 South St., Artesia,
CA (US) 90701

(**) Term: **14 Years**

(21) Appl. No.: **29/333,784**

(22) Filed: **Mar. 13, 2009**

(51) **LOC (9) Cl.** **14-01**

(52) **U.S. Cl.** **D14/205**

(58) **Field of Classification Search** D14/205,
D14/206, 223; D29/112; 2/209; D24/106;
379/430; 181/129, 130, 135; 381/380, 381,
381/370; 455/90.3, 569.1, 550.1

See application file for complete search history.

(56) **References Cited**

U.S. PATENT DOCUMENTS

D237,558	S *	11/1975	Calame	D29/112
4,403,120	A *	9/1983	Yoshimi	381/380
D286,772	S *	11/1986	Pope	D14/205
D305,072	S *	12/1989	Ferguson	D28/9
D328,074	S *	7/1992	Yamazaki et al.	D14/205
5,457,751	A *	10/1995	Such	381/375
5,673,438	A *	10/1997	Lambert	2/209
D402,659	S *	12/1998	Suzuki	D14/215
D426,880	S *	6/2000	Leight	D24/106
D439,574	S *	3/2001	Katayama	D14/203.5
6,233,345	B1 *	5/2001	Urwyler	381/381
D463,396	S *	9/2002	Beraut et al.	D14/205
6,483,925	B1 *	11/2002	Shen et al.	381/370
6,792,122	B1 *	9/2004	Okada et al.	381/151
D508,908	S *	8/2005	Chueh	D14/205
D512,981	S *	12/2005	Jacobson et al.	D14/205
D525,614	S *	7/2006	Lee	D14/205
D544,464	S *	6/2007	Lee	D14/205
D549,215	S *	8/2007	Lee	D14/206
D550,202	S *	9/2007	Meier et al.	D14/206
D559,831	S *	1/2008	Lee	D14/205

D560,206	S *	1/2008	Hermansen	D14/206
7,406,172	B2 *	7/2008	Amae	379/430
D575,268	S *	8/2008	Christopher et al.	D14/205
D576,149	S *	9/2008	Malik et al.	D14/205
7,424,125	B2 *	9/2008	Amae et al.	381/374
D579,442	S *	10/2008	Kim et al.	D14/205
D592,181	S *	5/2009	Komiyama	D14/205
D593,538	S *	6/2009	Chon et al.	D14/205
D594,442	S *	6/2009	Chon et al.	D14/205

* cited by examiner

Primary Examiner—Paula Greene

(74) *Attorney, Agent, or Firm*—Julio M. Loza; Loza & Loza, LLP

(57) **CLAIM**

The ornamental design of a behind the ears headphone, as shown and described.

DESCRIPTION

FIG. 1 is a perspective view of a behind the ears headphone of the present invention;

FIG. 2 is a front view of a behind the ears headphone of the present invention;

FIG. 3 is a rear view of a behind the ears headphone of the present invention;

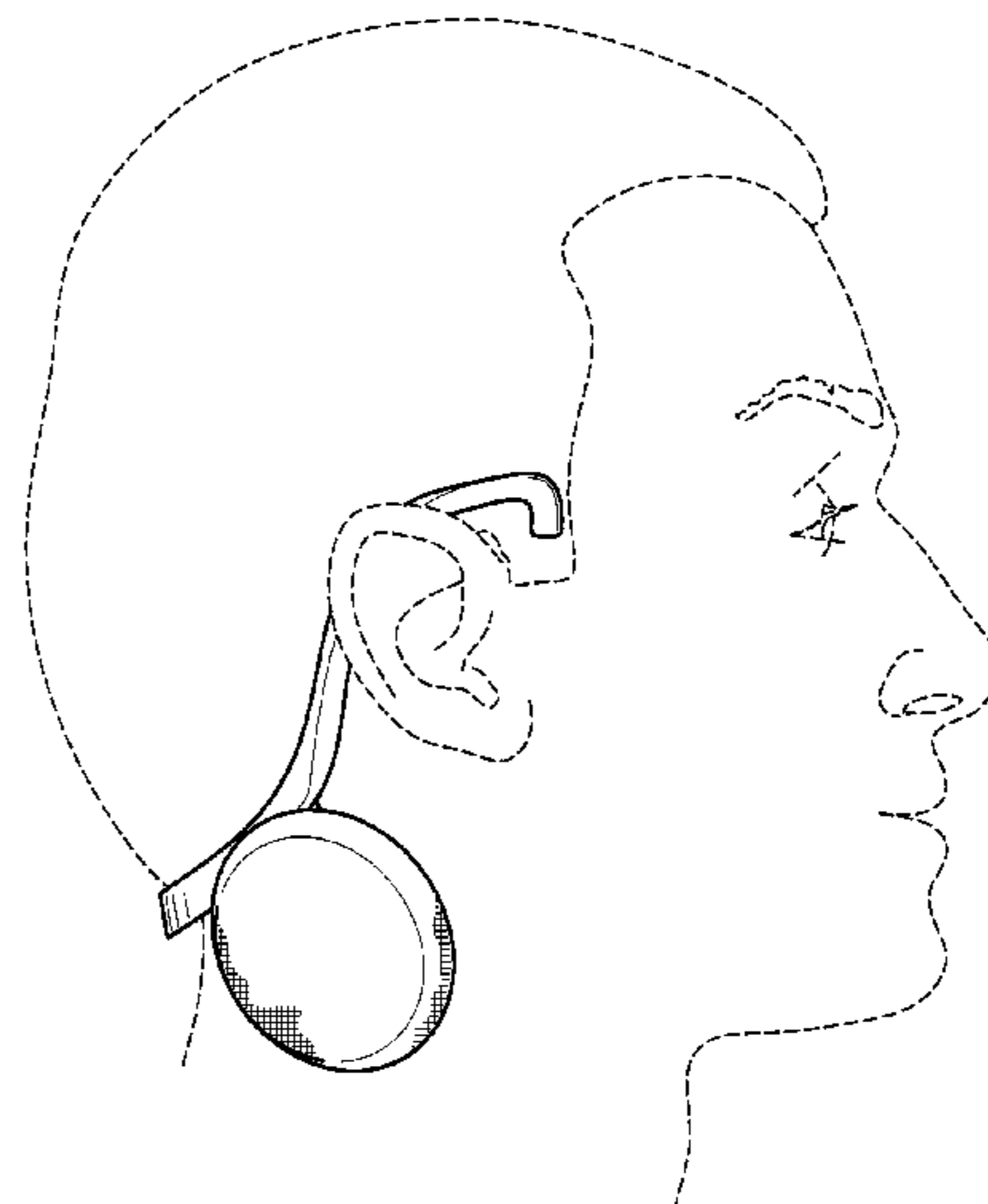
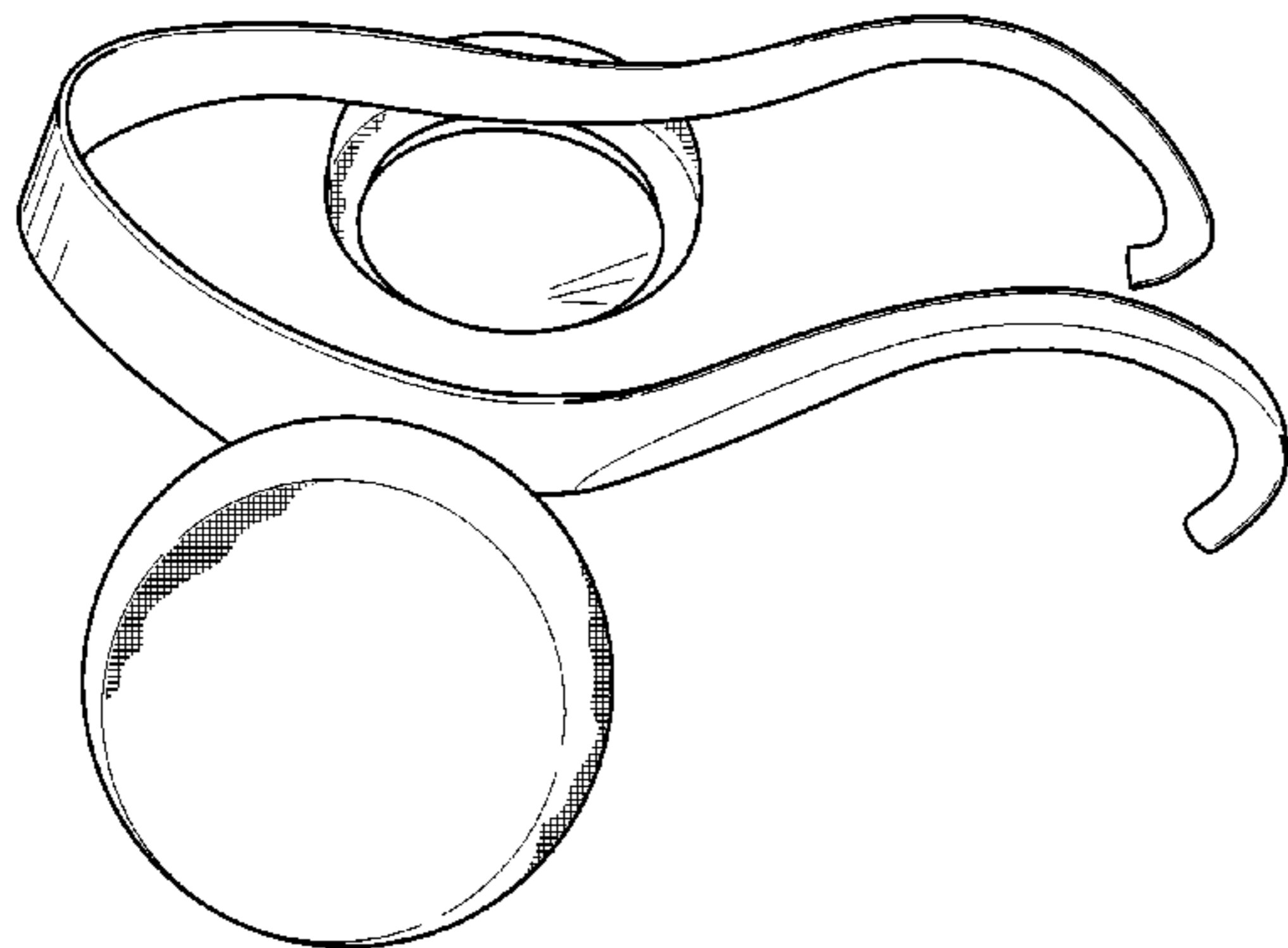
FIG. 4 is a top aerial view of behind the ears headphone of the present invention;

FIG. 5 is a bottom aerial view of a behind the ears headphone of the present invention;

FIG. 6 is a left side view of a behind the ears headphone of the present invention with the dotted lines showing being for illustrative purposes only and to which no claim is made; and,

FIG. 7 is a right side view of a behind the ears headphone of the present invention with the dotted lines showing being for illustrative purposes only and to which no claim is made.

1 Claim, 7 Drawing Sheets



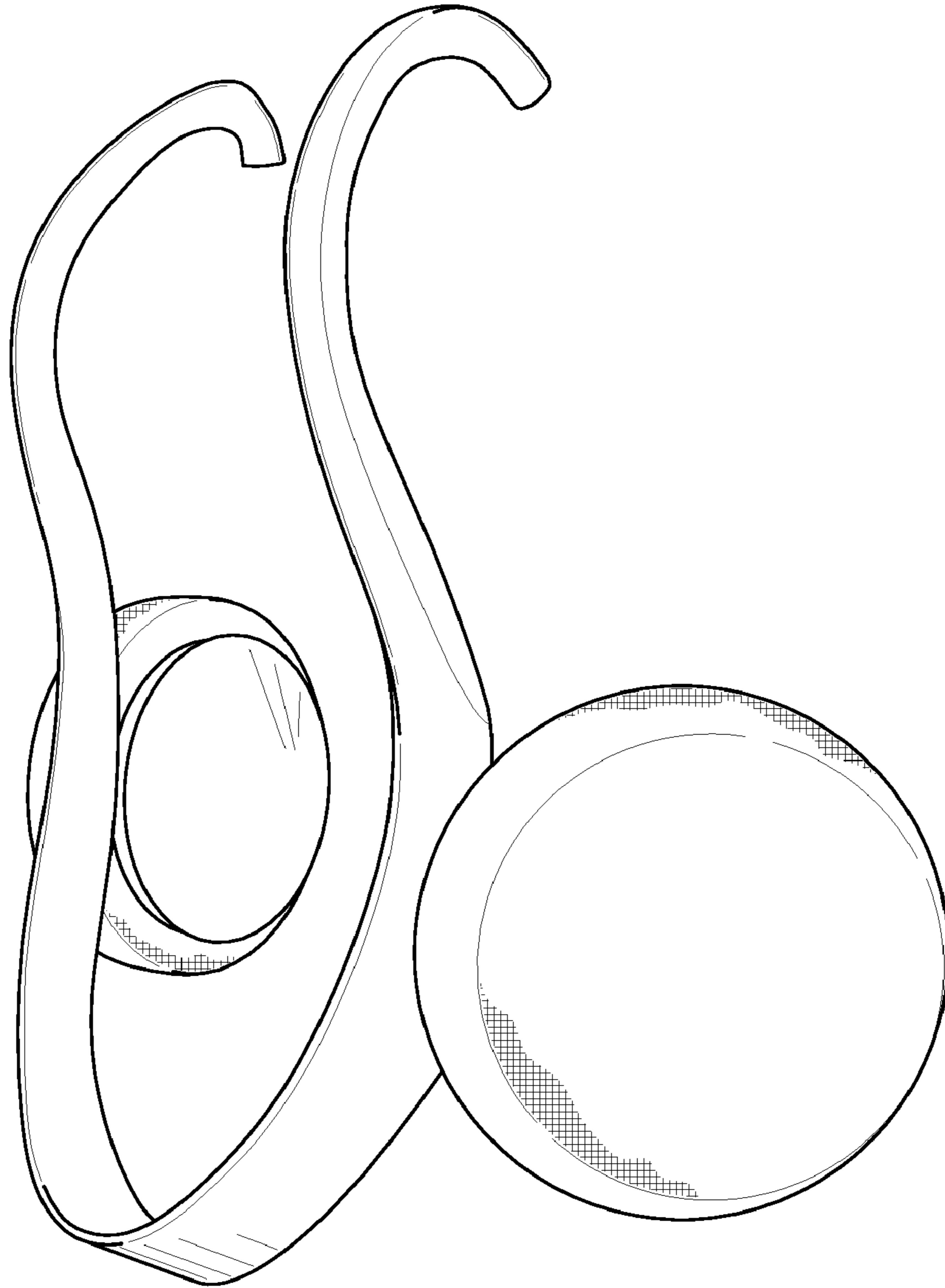


FIG. 1

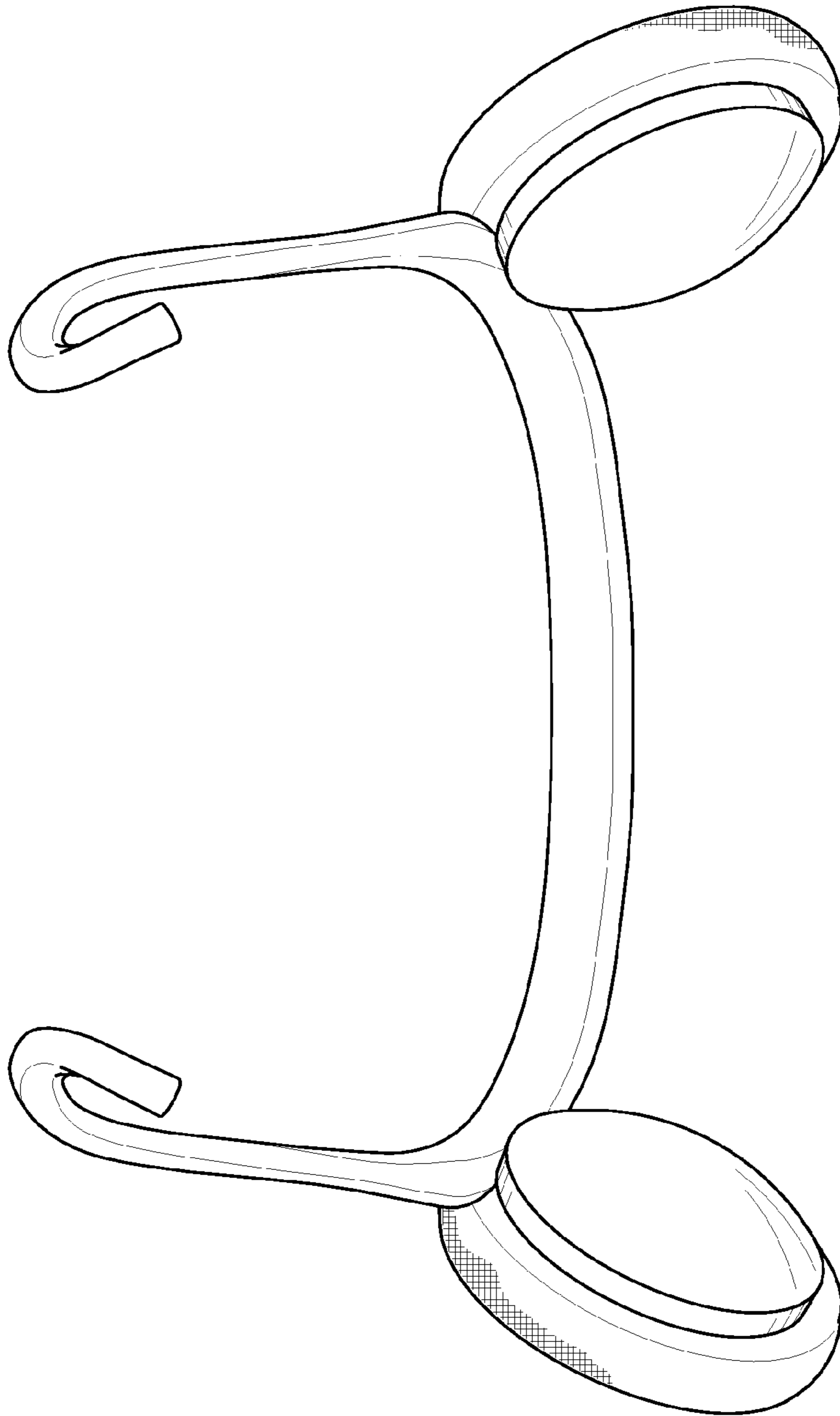


FIG. 2

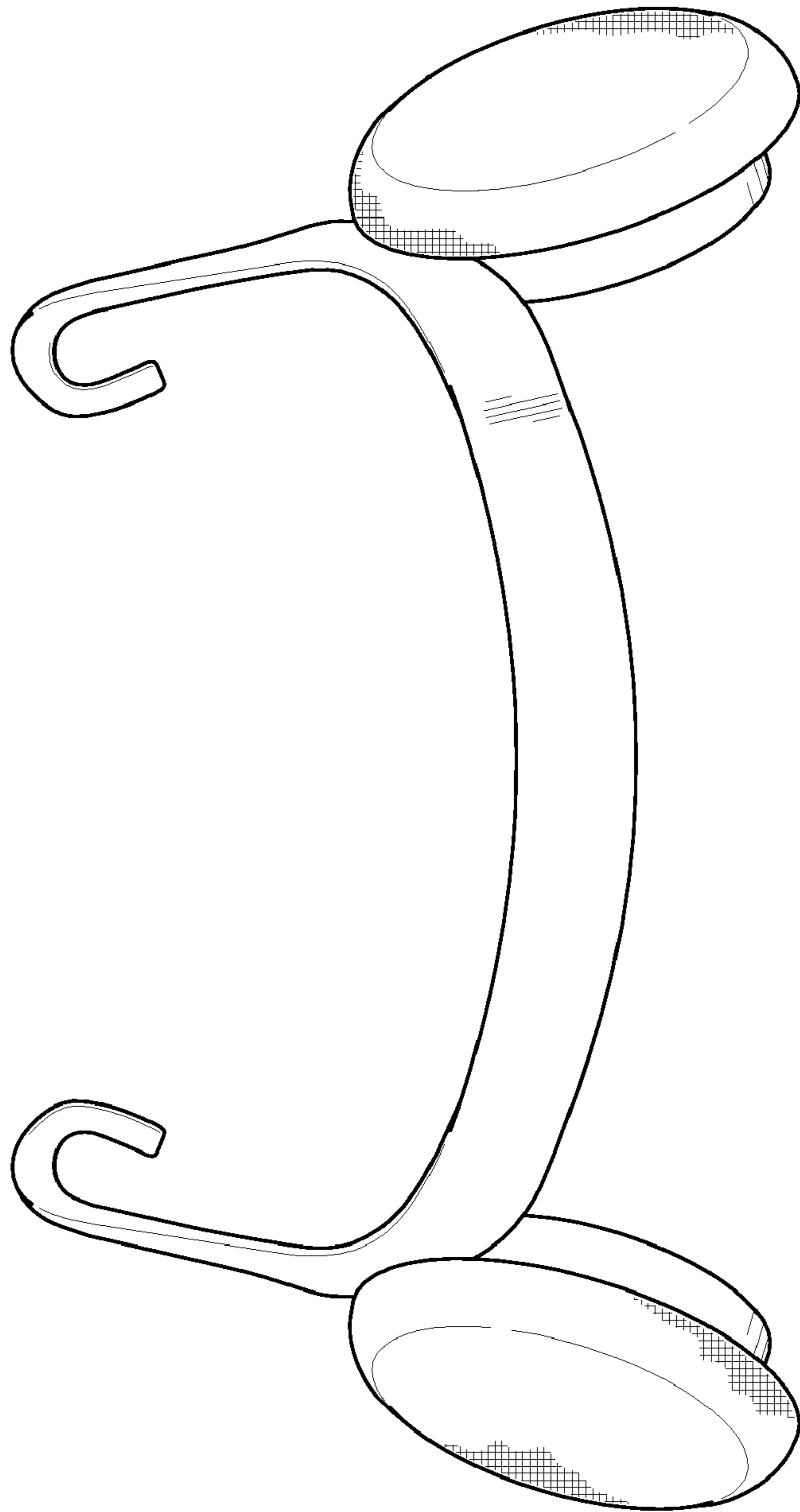


FIG. 3

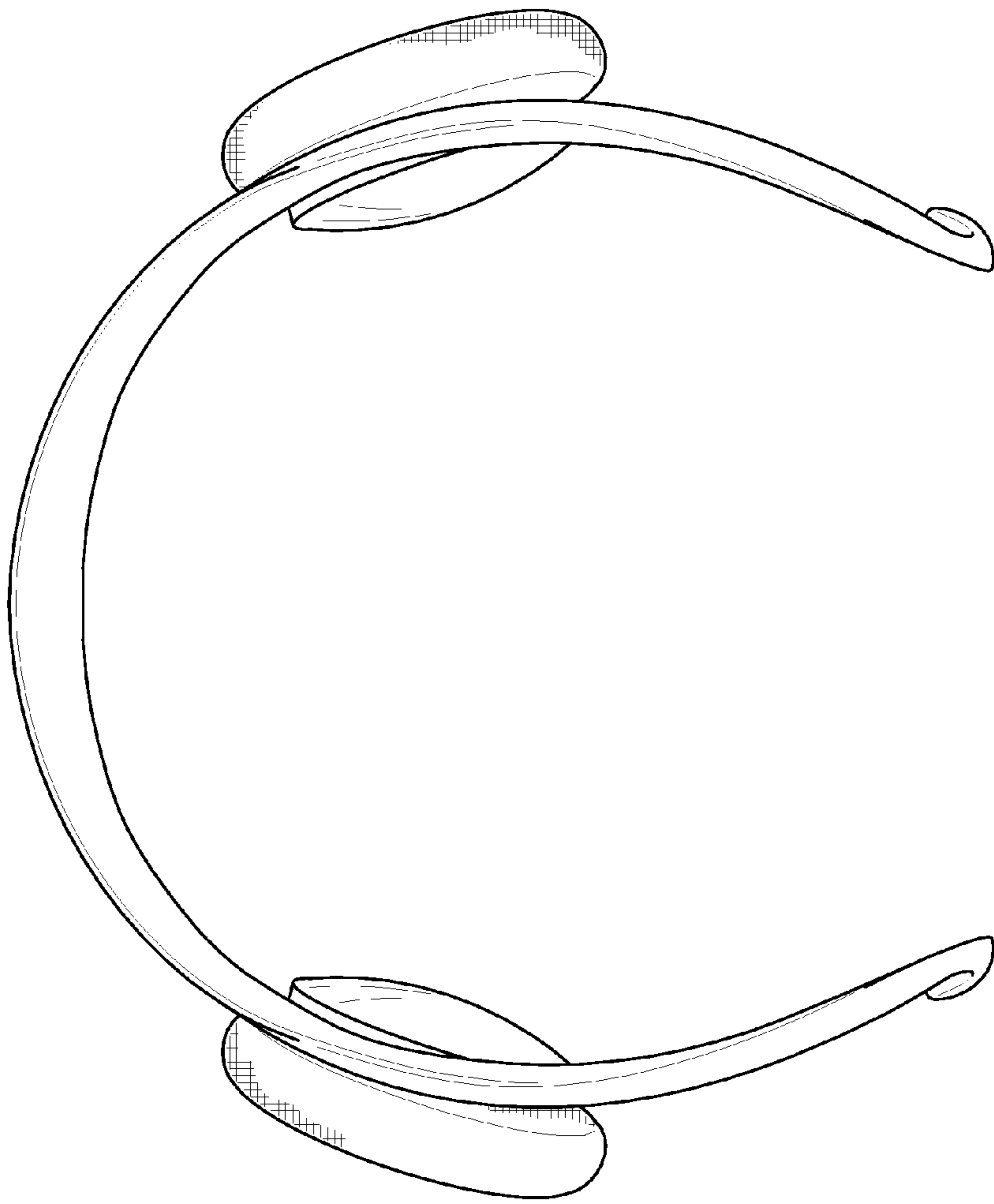


FIG. 4

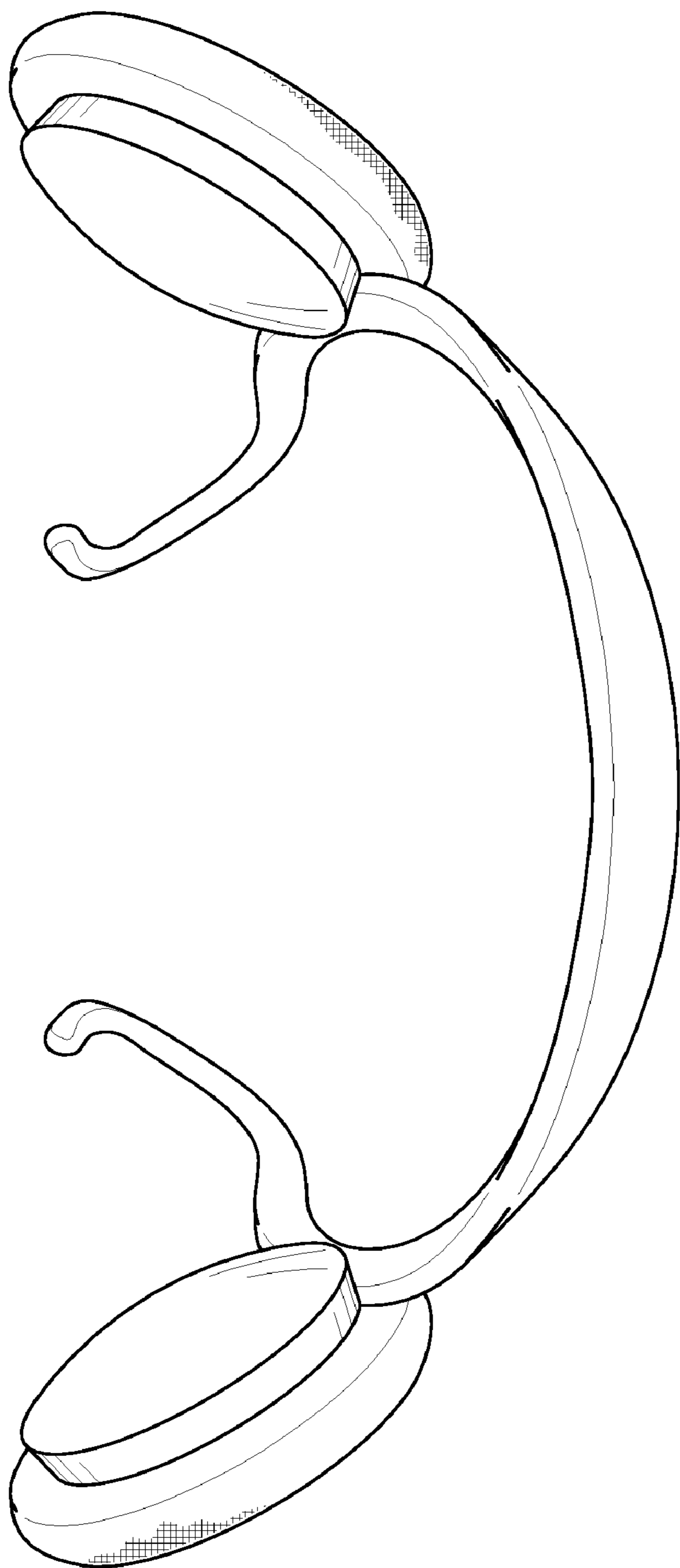


FIG. 5



FIG. 6

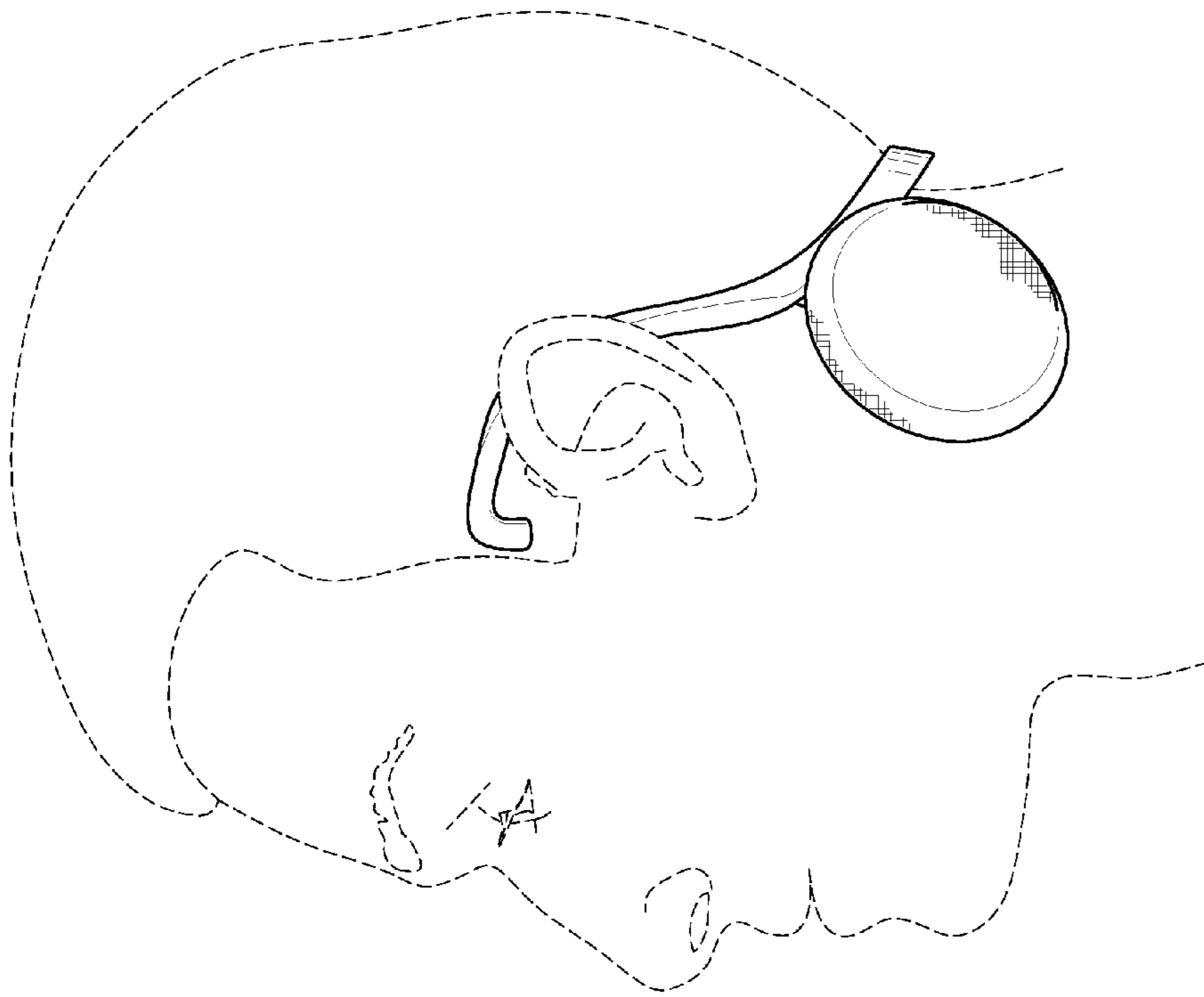


FIG. 7