



US00D605170S

(12) **United States Design Patent**
Keinänen

(10) **Patent No.:** **US D605,170 S**

(45) **Date of Patent:** **** Dec. 1, 2009**

(54) **BLUETOOTH STEREO HEADSET**

(75) Inventor: **Kristian Keinänen**, Helsinki (FI)

(73) Assignee: **Shinhint Industries Limited**, Kowloon (HK)

(**) Term: **14 Years**

(21) Appl. No.: **29/326,230**

(22) Filed: **Oct. 14, 2008**

(51) **LOC (9) Cl.** **14-01**

(52) **U.S. Cl.** **D14/205**

(58) **Field of Classification Search** D14/137,
D14/156, 167, 168, 189, 191, 192, 197, 155,
D14/218, 432, 496, 205, 206, 223; D21/324,
D21/369; D13/164, 168, 182; D10/103,
D10/104; 181/128, 129, 130; 379/430, 420.02,
379/420.03, 420.04; 381/380, 381; 455/575.1,
455/569.1, 90.3

See application file for complete search history.

(56) **References Cited**

U.S. PATENT DOCUMENTS

D295,173 S *	4/1988	Oren	D14/168
D296,440 S *	6/1988	Smith et al.	D14/432
4,754,484 A *	6/1988	Larkin et al.	379/430
D303,638 S *	9/1989	Andrews et al.	D10/106
5,222,151 A *	6/1993	Nagayoshi et al.	381/380
5,642,402 A *	6/1997	Vilmi et al.	455/569.2
D391,572 S *	3/1998	Lee	D14/192
6,122,369 A *	9/2000	Hwang et al.	379/420.04
D460,432 S *	7/2002	Brown	D14/203.5
D461,787 S *	8/2002	Brown	D14/203.5
6,438,248 B1 *	8/2002	Kamimura et al.	381/374
D463,790 S *	10/2002	Beraut et al.	D14/223

D464,945 S *	10/2002	Bosch	D14/206
D481,377 S *	10/2003	Eguchi	D14/223
6,779,116 B2 *	8/2004	Tagawa et al.	713/193
D496,653 S *	9/2004	Townsend et al.	D14/240
D511,157 S *	11/2005	Johnson	D14/223
D526,642 S *	8/2006	Choe	D14/205
D546,321 S *	7/2007	Kim	D14/223
D552,076 S *	10/2007	Griffin	D14/192
D558,790 S *	1/2008	Yu et al.	D14/496
D560,229 S *	1/2008	Yagi	D14/496
D562,242 S *	2/2008	Yang	D13/147
D569,841 S *	5/2008	Chung et al.	D14/205
D588,101 S *	3/2009	Bradford	D14/205
D590,371 S *	4/2009	Leinvuo	D14/205

* cited by examiner

Primary Examiner—Paula Greene

(74) *Attorney, Agent, or Firm*—Intellectual Property Law Group LLP; Juneko Jackson; Otto O. Lee

(57) **CLAIM**

The ornamental design for a bluetooth stereo headset, as shown and described.

DESCRIPTION

FIG. 1 is a top view of a bluetooth stereo headset embodying my new design;

FIG. 2 is a left side perspective view thereof;

FIG. 3 is a right side perspective view thereof;

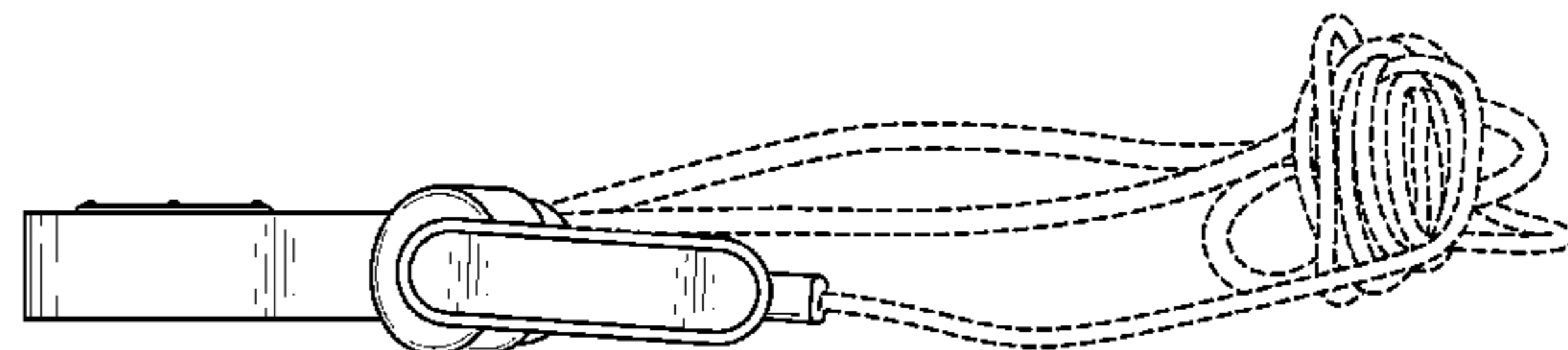
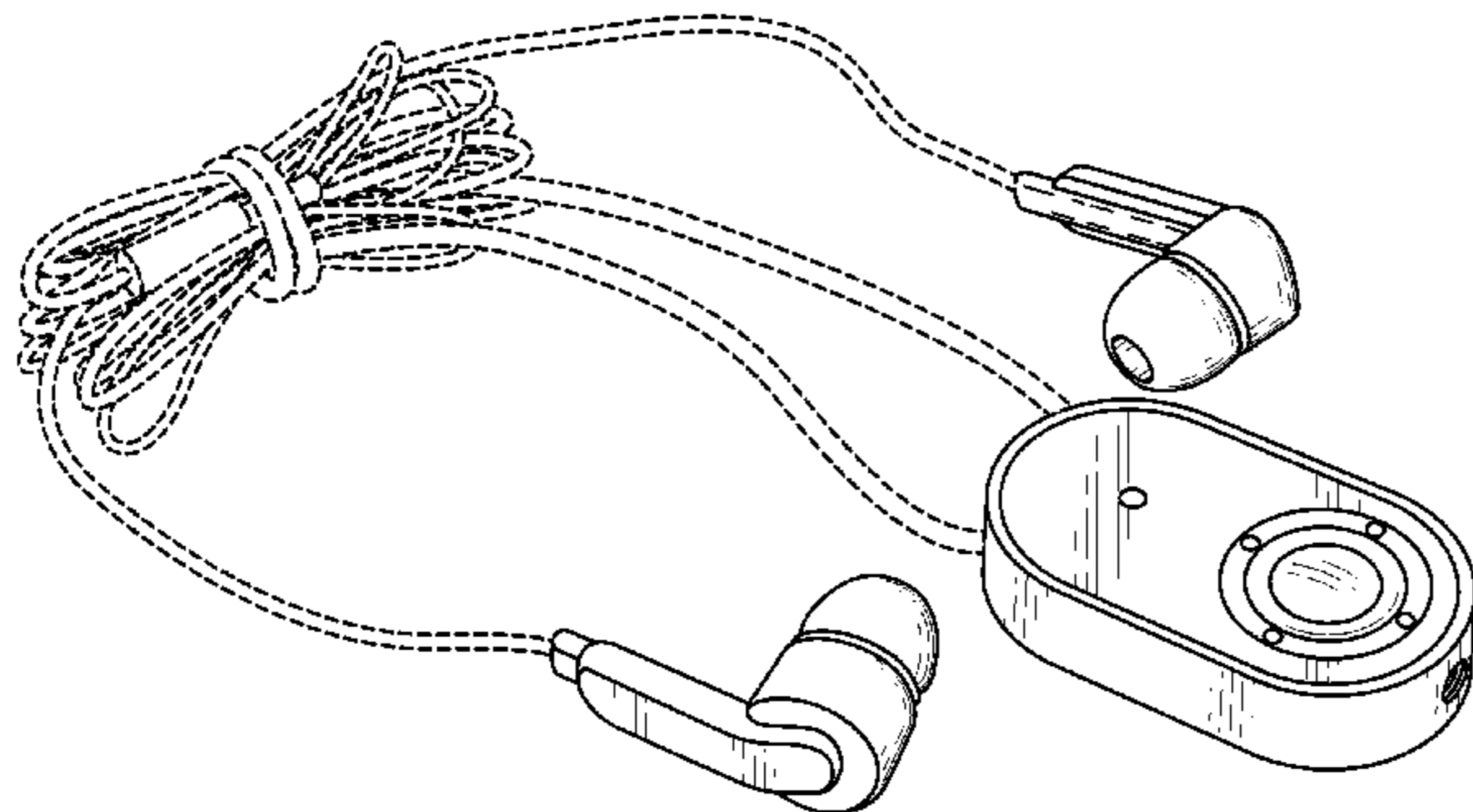
FIG. 4 is a bottom view thereof;

FIG. 5 is a right side view thereof; and,

FIG. 6 is a front view thereof.

The broken lines form no part of the claimed design.

1 Claim, 5 Drawing Sheets



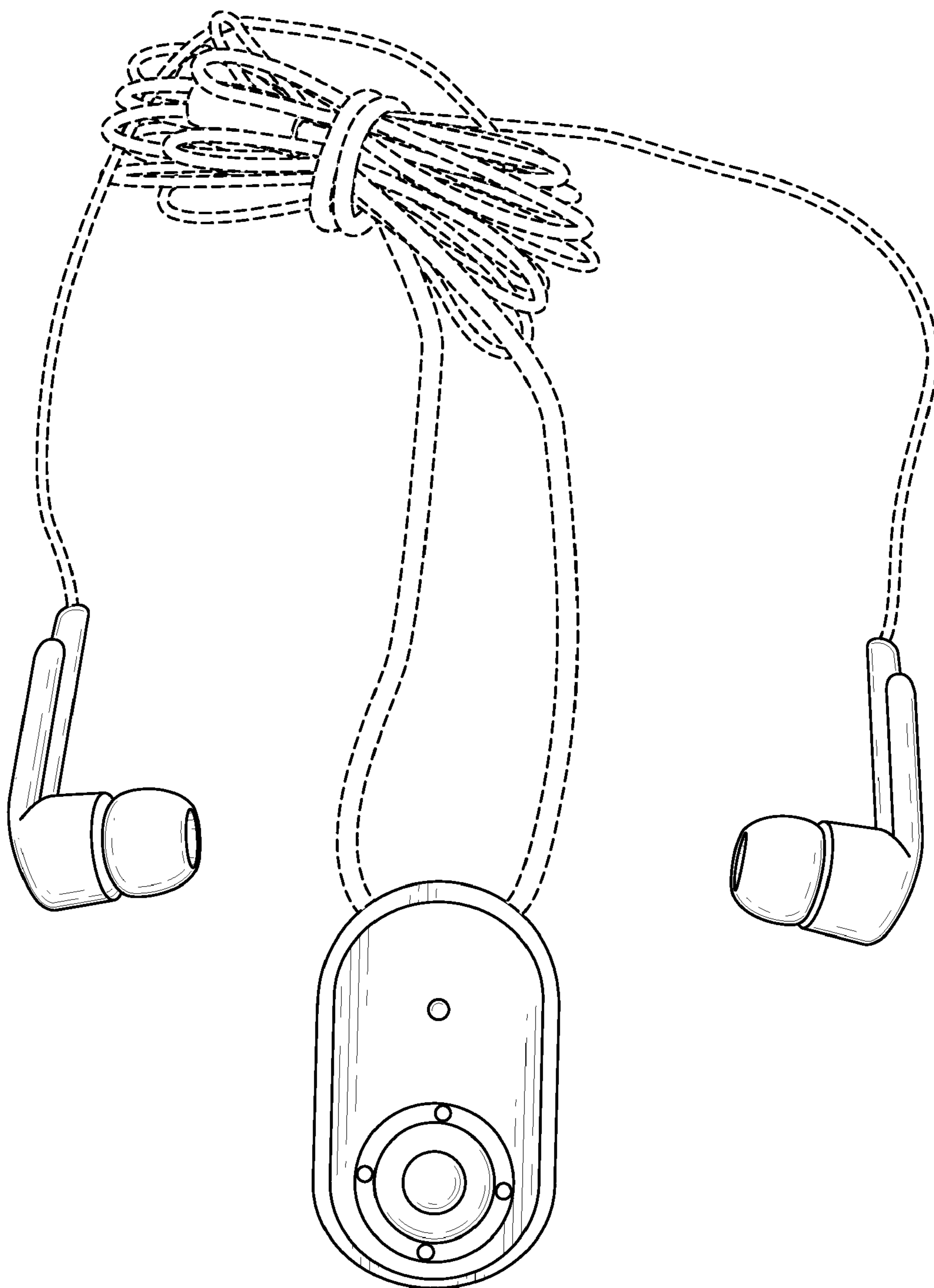


FIG. 1

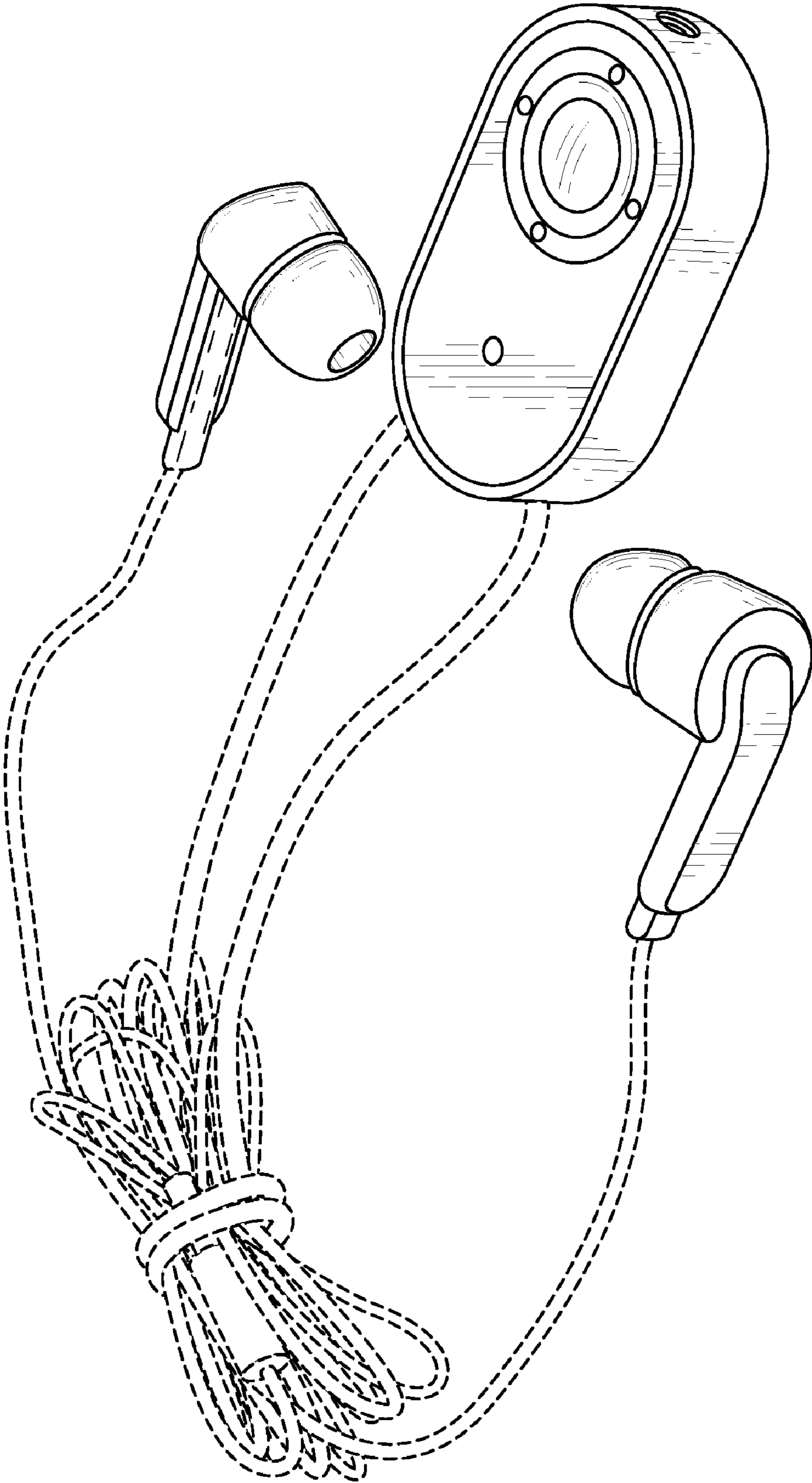


FIG. 2

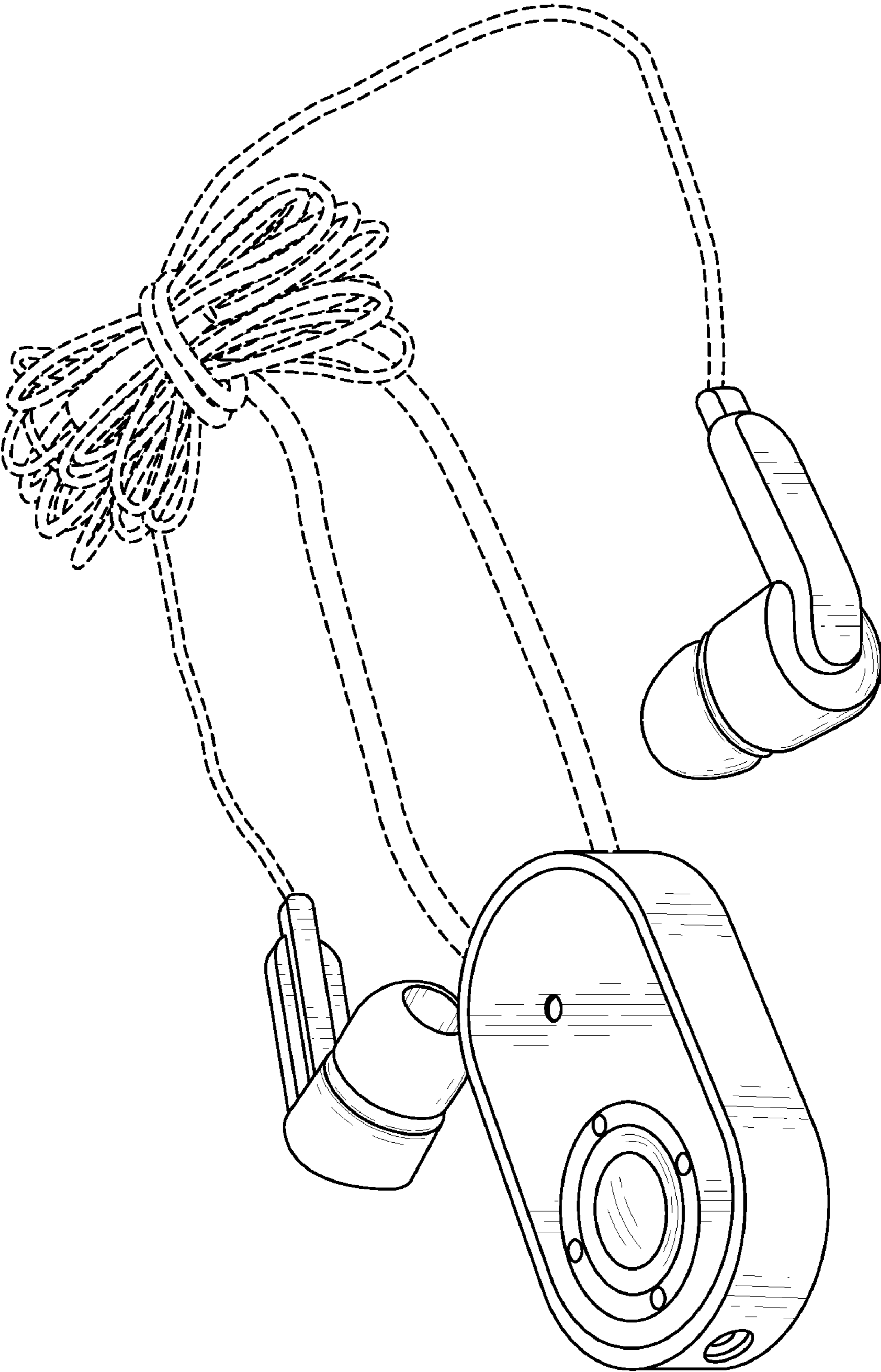


FIG. 3

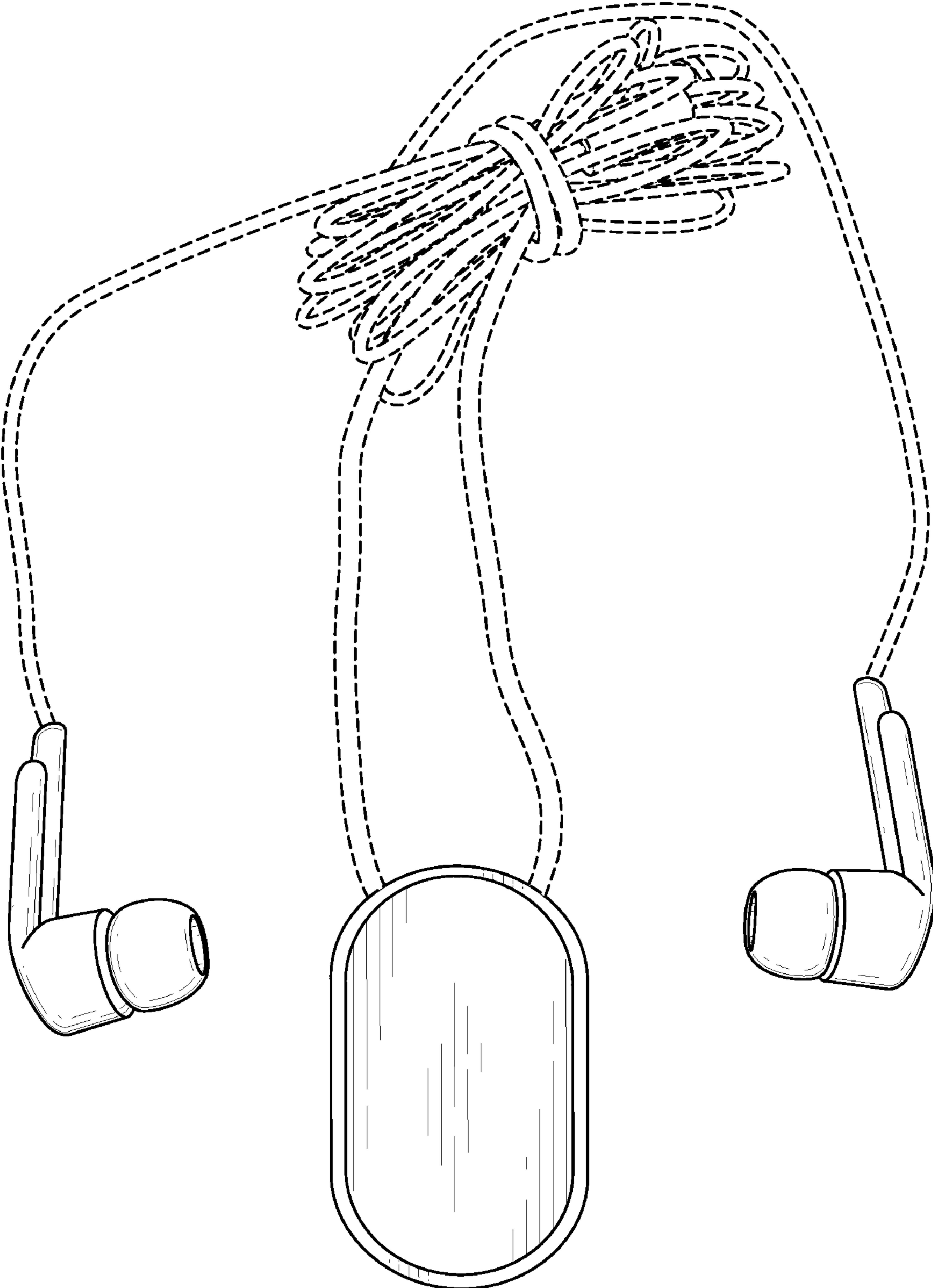


FIG. 4

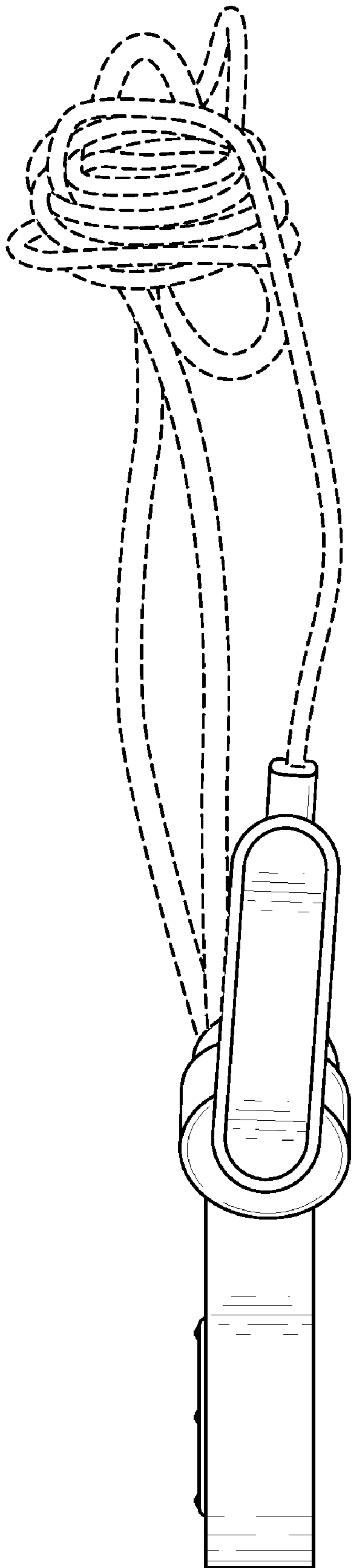


FIG. 5

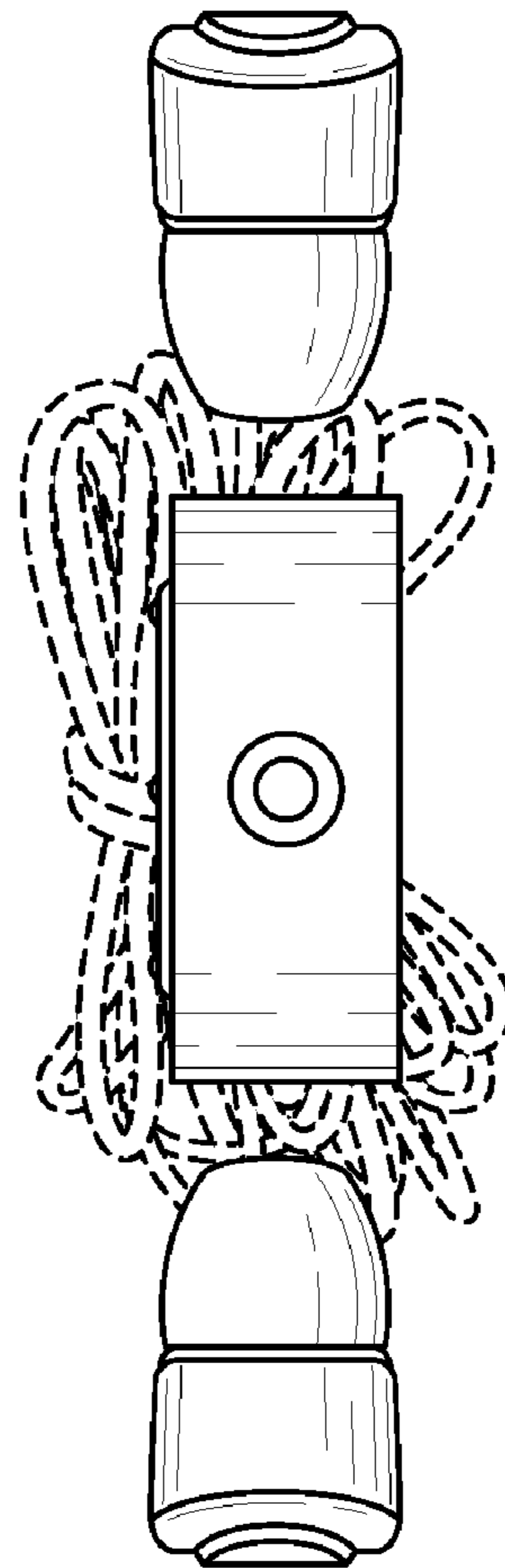


FIG. 6