



US00D605113S

(12) **United States Design Patent**
Maier et al.

(10) **Patent No.:** **US D605,113 S**
(45) **Date of Patent:** **** Dec. 1, 2009**

(54) **REMOTE CONTROL BASE STATION**

(75) Inventors: **Ferdinand Maier**, Obertrum am See
(AT); **Erwin Weitgasser**, Salzburg (AT)

(73) Assignee: **fm marketing GmbH**, Obertrum am See
(AT)

(**) Term: **14 Years**

(21) Appl. No.: **29/299,902**

(22) Filed: **Jan. 7, 2008**

(30) **Foreign Application Priority Data**

Jul. 6, 2007 (EM) 000753330

(51) **LOC (9) Cl.** **13-03**

(52) **U.S. Cl.** **D13/108**

(58) **Field of Classification Search** D13/107,
D13/184; D14/433, 434, 454, 142, 149,
D14/217-218; 320/107-115; 248/247.1;
379/449, 454, 455; 361/679-683, 724-727
See application file for complete search history.

(56) **References Cited**

U.S. PATENT DOCUMENTS

D422,556 S * 4/2000 Okura et al. D13/107
D495,336 S * 8/2004 Andre et al. D14/434
D532,005 S * 11/2006 Leith D14/217

D535,614 S * 1/2007 Majanen et al. D13/108
D580,855 S * 11/2008 Haspil et al. D13/108
D589,876 S * 4/2009 Hong et al. D13/108
D590,770 S * 4/2009 Moss D13/108
D592,187 S * 5/2009 Ledbetter et al. D14/217

* cited by examiner

Primary Examiner—Brian N Vinson

(74) *Attorney, Agent, or Firm*—Senniger Powers LLP

(57) **CLAIM**

The ornamental design for a remote control base station, as shown and described.

DESCRIPTION

FIG. 1 is a top, rear, and right side perspective view of a remote control base station showing our new design;

FIG. 2 is a top plan view thereof;

FIG. 3 is a bottom plan view thereof;

FIG. 4 is a front elevational view thereof;

FIG. 5 is a rear elevational view thereof;

FIG. 6 is a right side elevational view thereof; and,

FIG. 7 is a left side elevational view thereof.

The broken-line disclosure in the views is understood to represent portions of the article in which the claimed design is embodied, but which form no part of the claimed design.

1 Claim, 5 Drawing Sheets

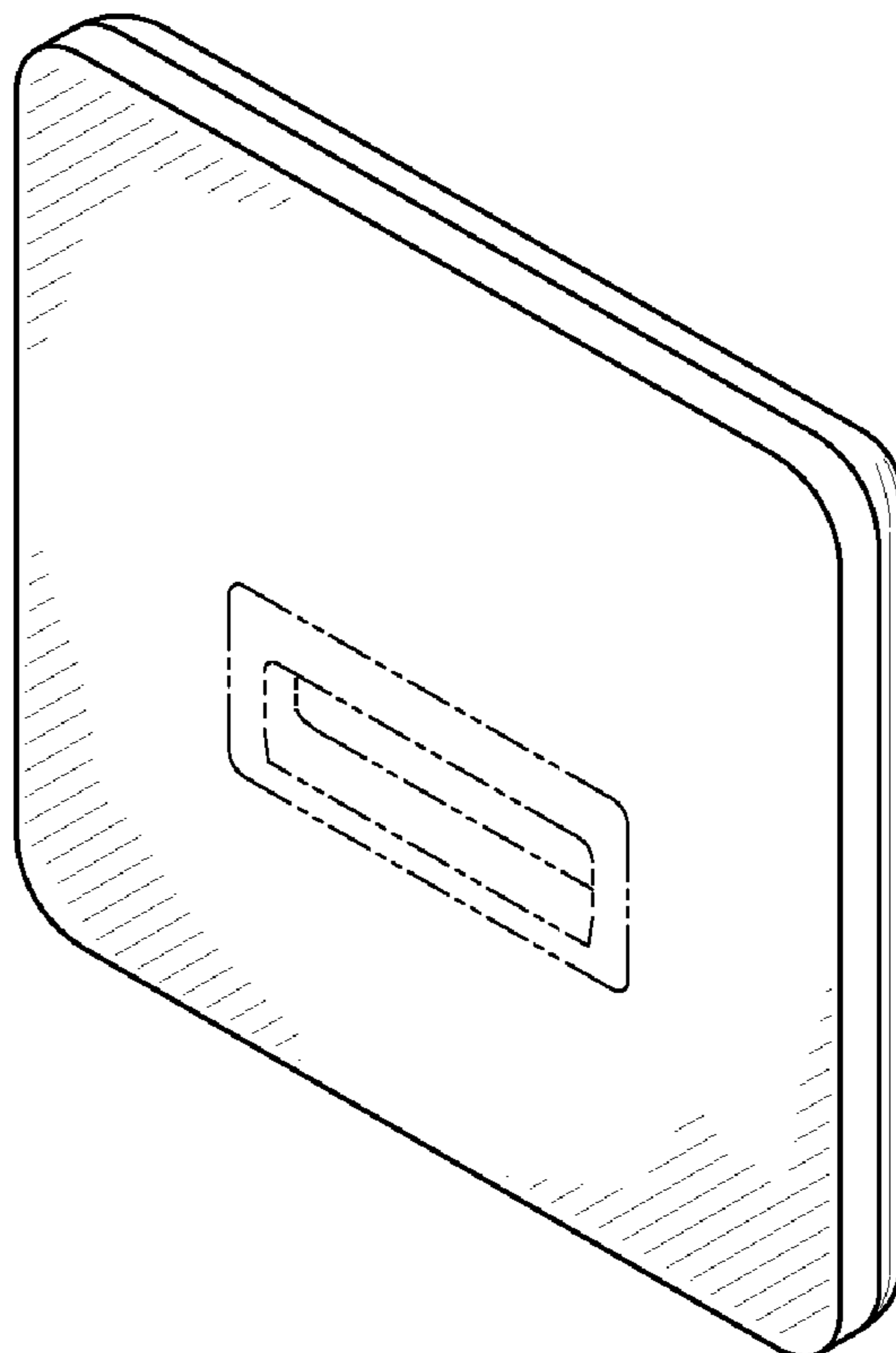


FIG. 1

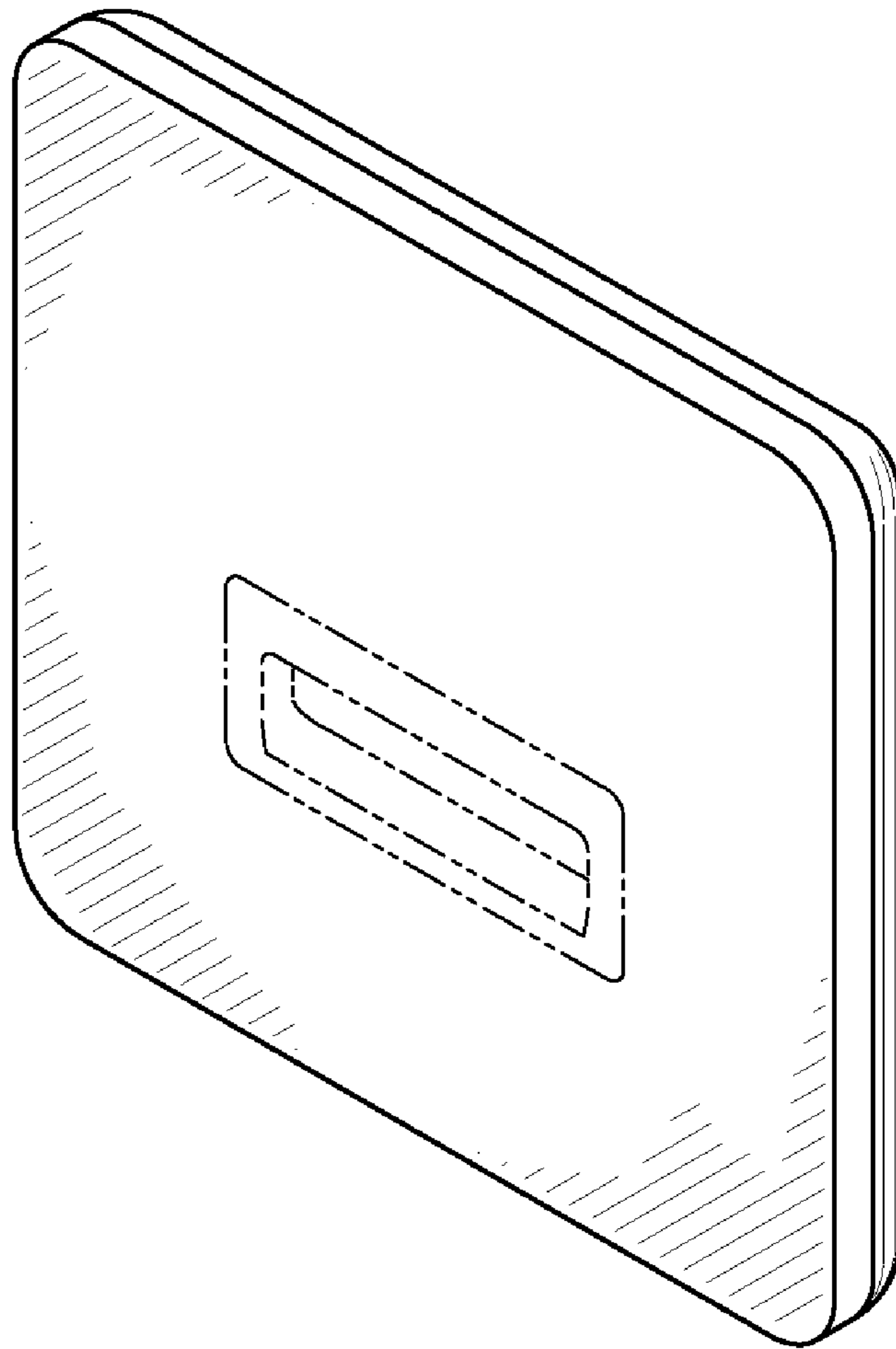


FIG. 2

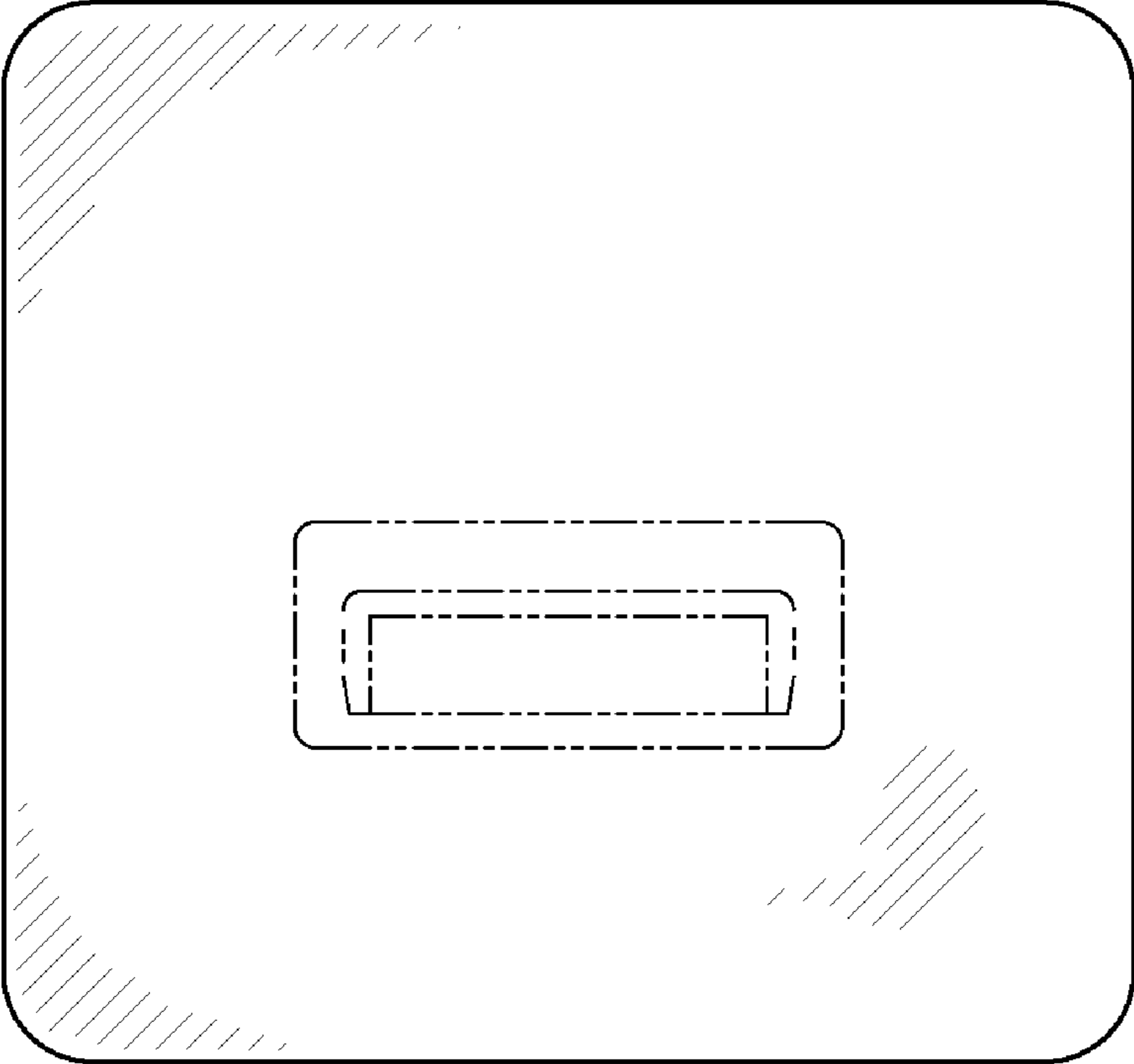


FIG. 3

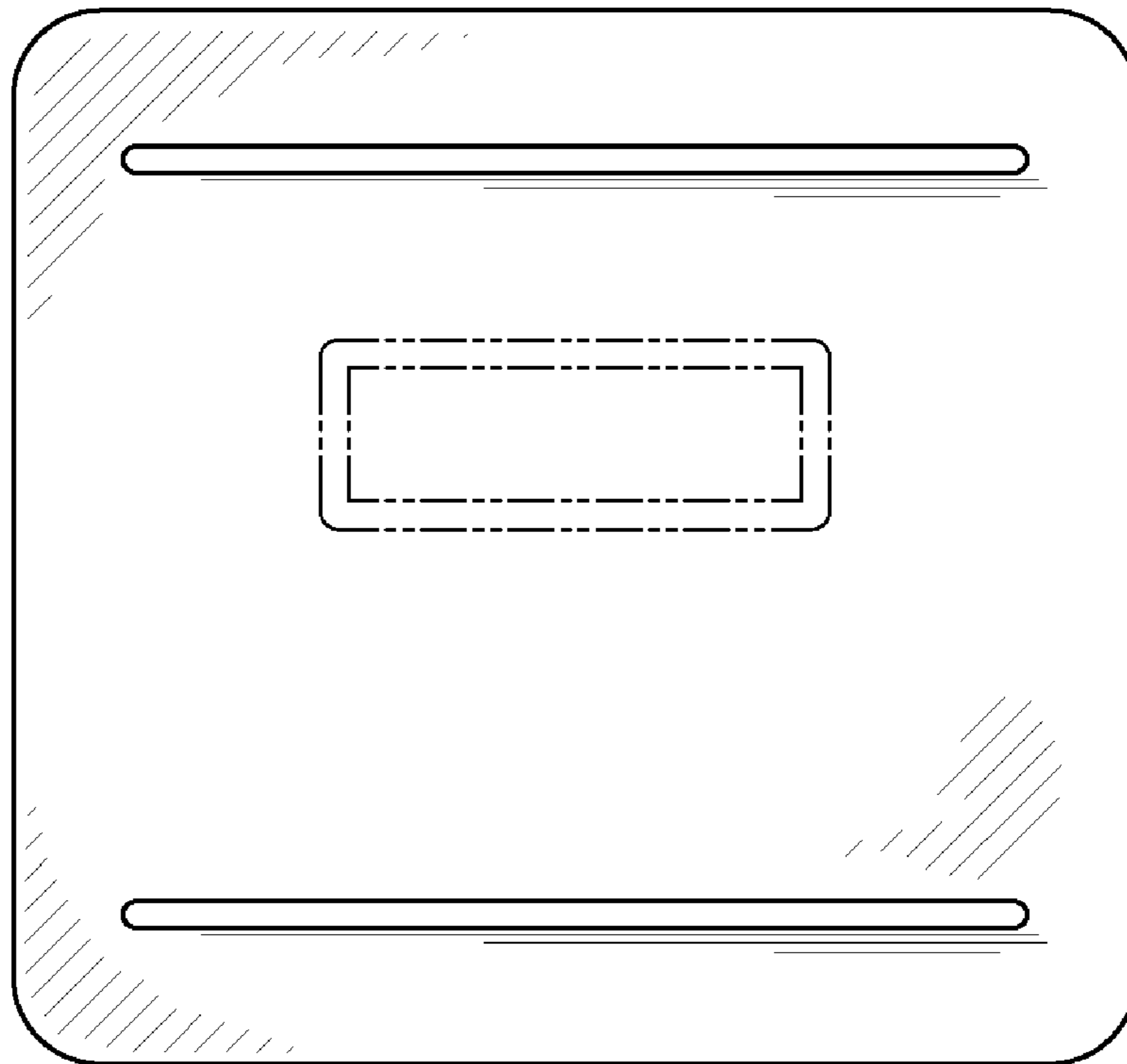


FIG. 4




FIG. 5




FIG. 6

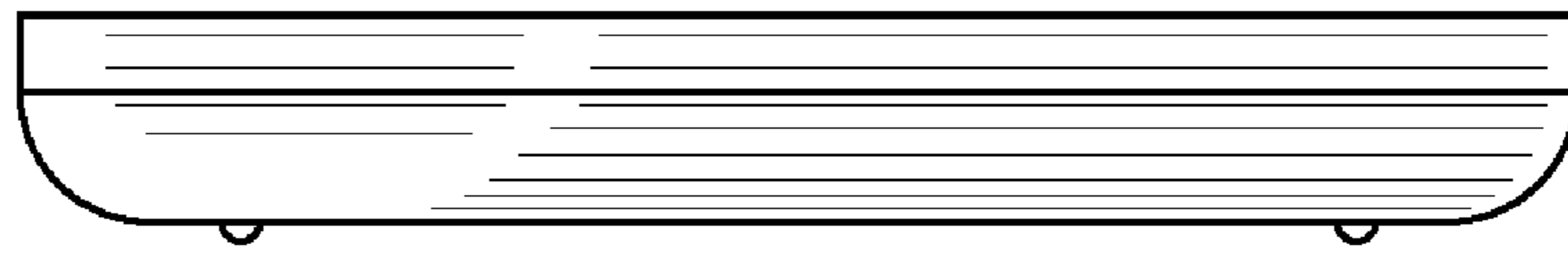


FIG. 7

