

US00D605101S

(12) **United States Design Patent**
Mueller

(10) **Patent No.:** **US D605,101 S**

(45) **Date of Patent:** **** Dec. 1, 2009**

(54) **AUTOMOBILE SIDE PANEL**

D580,838 S * 11/2008 Gabath et al. D12/184
D583,286 S * 12/2008 Leclercq D12/184
D597,004 S * 7/2009 Habib D12/184

(75) Inventor: **Uwe Mueller**, Wiesbaden (DE)

(73) Assignee: **GM Global Technology Operations, Inc.**, Detroit, MI (US)

* cited by examiner

Primary Examiner—Melody N Brown
(74) *Attorney, Agent, or Firm*—Abelman, Frayne & Schwab

(**) Term: **14 Years**

(21) Appl. No.: **29/313,940**

(57) **CLAIM**

(22) Filed: **Feb. 19, 2009**

The ornamental design for an automobile side panel, as shown and described.

(30) **Foreign Application Priority Data**

Aug. 28, 2008 (DE) 40 2008 004 091

DESCRIPTION

(51) **LOC (9) Cl.** **12-16**

FIG. 1 is a rear perspective view of an automobile side panel showing my new design;

(52) **U.S. Cl.** **D12/196**

FIG. 2 is a front, perspective view thereof;

(58) **Field of Classification Search** D12/184,
D12/196, 90-92; 280/152.1, 847-849, 851;
296/181.1, 181.5

FIG. 3 is a left-side elevation view thereof;

See application file for complete search history.

FIG. 4 is a front elevation view thereof;

FIG. 5 is a right-side elevation view thereof;

(56) **References Cited**

FIG. 6 is a rear elevation view thereof; and,

U.S. PATENT DOCUMENTS

FIG. 7 is a top plan view thereof.

D566,027 S * 4/2008 Gavriles D12/196

1 Claim, 7 Drawing Sheets




Fig. 1

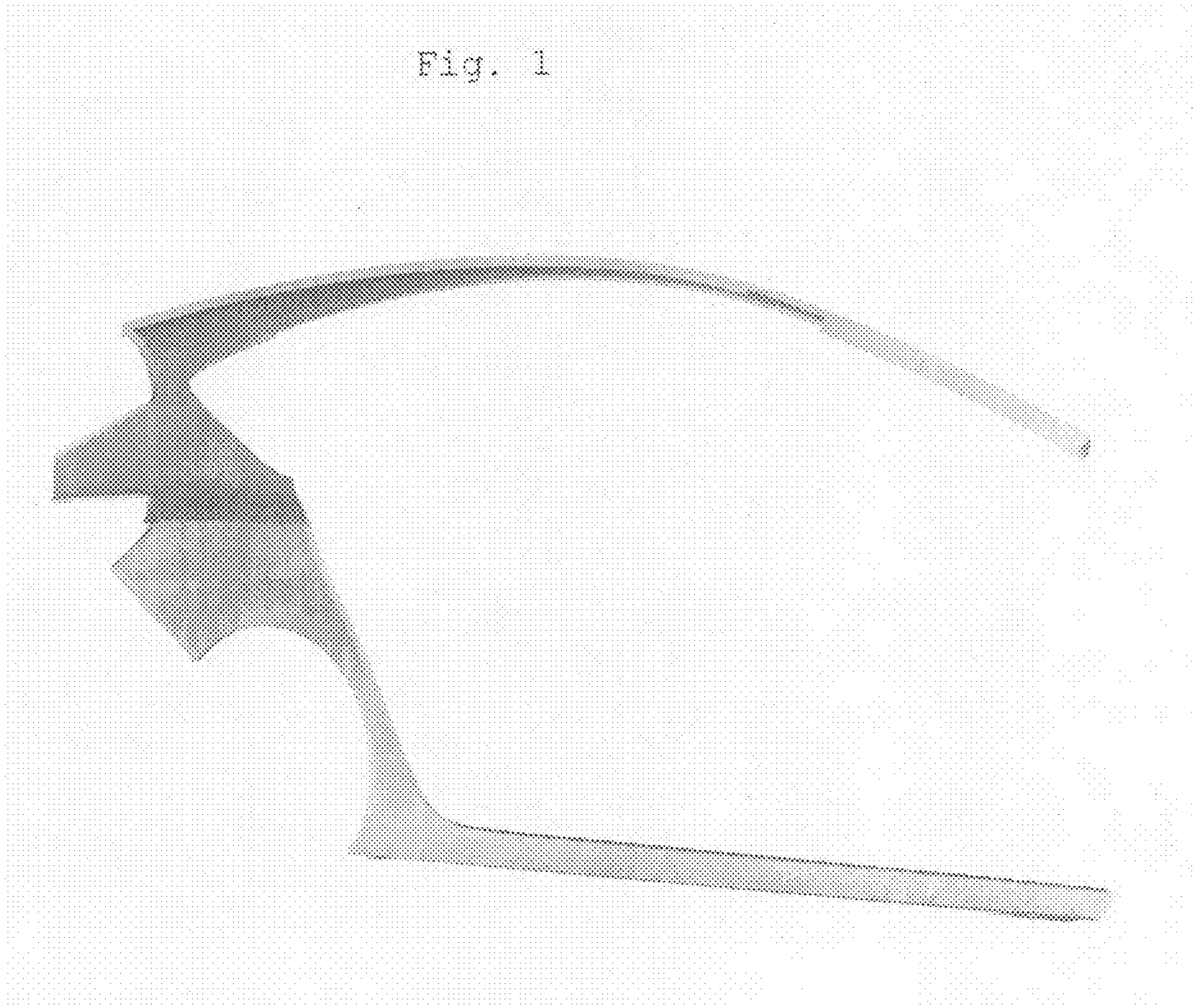


Fig. 2

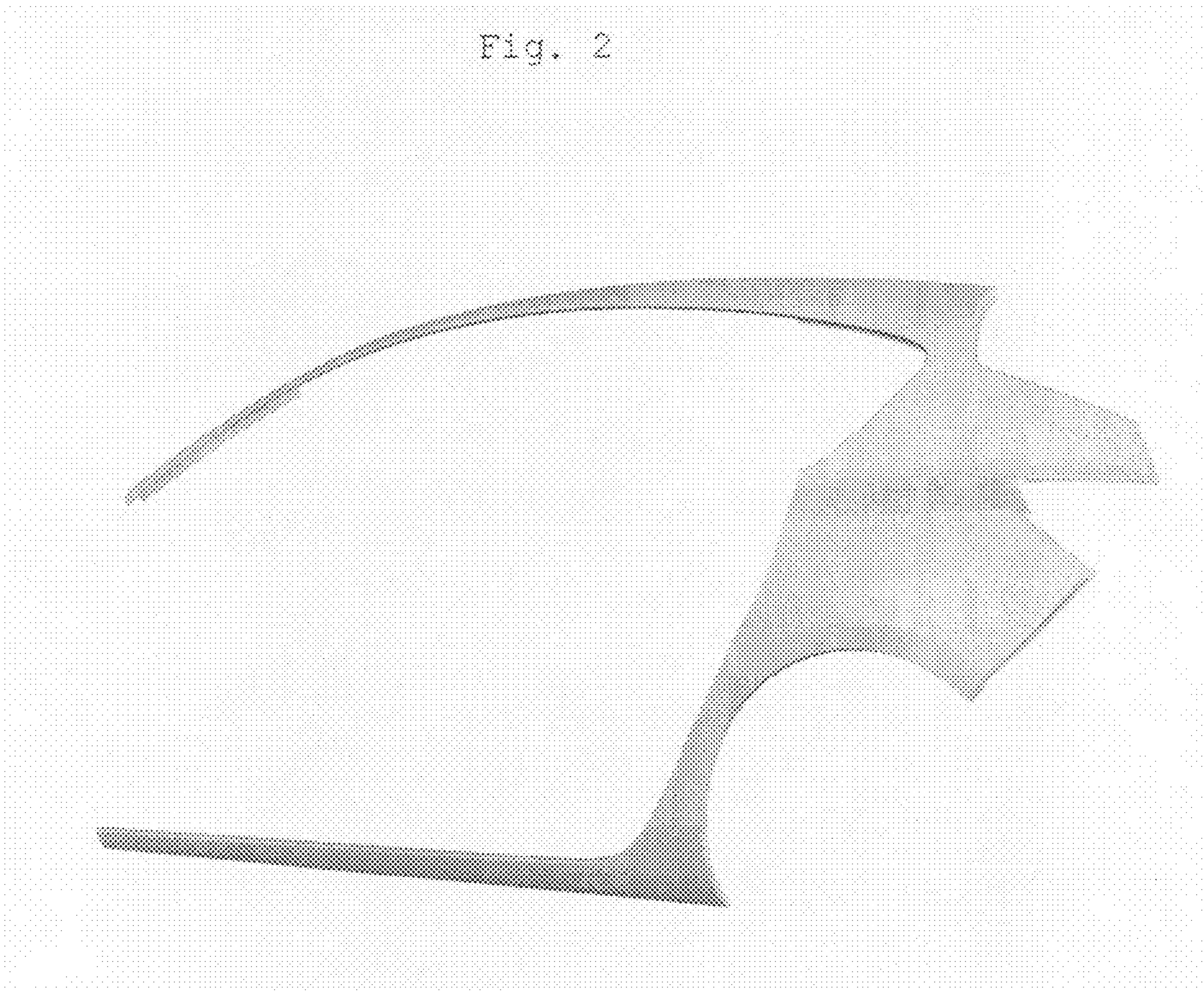


Fig. 3




Fig. 4

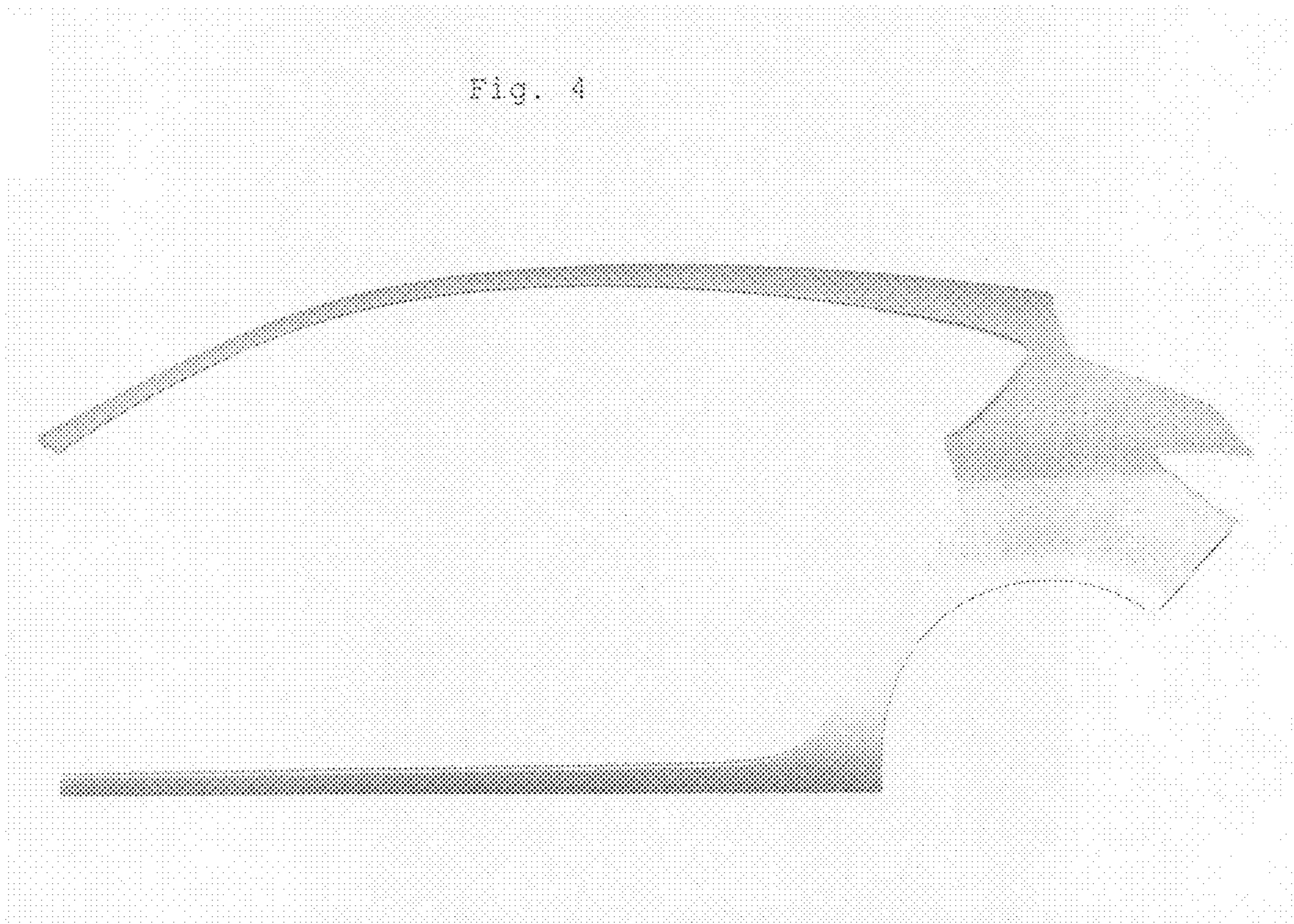


Fig. 5

