



US00D605085S

(12) **United States Design Patent**
Weil

(10) **Patent No.:** **US D605,085 S**

(45) **Date of Patent:** **** Dec. 1, 2009**

(54) **VEHICLE, TOY, AND/OR OTHER REPLICAS**

Primary Examiner—Melody N Brown
(74) *Attorney, Agent, or Firm*—Crowell & Moring LLP

(75) Inventor: **Christopher Weil**, Munich (DE)

(73) Assignee: **Bayerische Motoren Werke
Aktiengesellschaft**, Munich (DE)

(57) **CLAIM**

The ornamental design for a vehicle, toy, and/or other replicas, as shown and described.

(**) Term: **14 Years**

(21) Appl. No.: **29/332,883**

DESCRIPTION

(22) Filed: **Feb. 27, 2009**

This application contains subject matter related to the following co-pending U.S. patent applications:

(30) **Foreign Application Priority Data**

Sep. 2, 2008 (DE) 402008004250

U.S. patent application Ser. No. 29/309,034, filed Jun. 12, 2008;

(51) **LOC (9) Cl.** **12-08**

U.S. patent application Ser. No. 29/332,881, filed herewith and entitled "Hood for a Vehicle";

(52) **U.S. Cl.** **D12/92**

U.S. patent application Ser. No. 29/332,880, filed herewith and entitled "Front Bumper for a Vehicle"; and

(58) **Field of Classification Search** D12/86,
D12/90-92; 296/181.1, 181.5
See application file for complete search history.

U.S. patent application Ser. No. 29/332,879, filed herewith and entitled "Front Fender for a Vehicle".

(56) **References Cited**

FIG. 1 is a left, front perspective view of a vehicle, toy, and/or other replicas according to my novel design, the right, front perspective view being mirror symmetrical;

U.S. PATENT DOCUMENTS

FIG. 2 is a left, rear perspective view thereof;

D458,561 S	6/2002	van Hooydonk	
D476,923 S *	7/2003	Boyer	D12/92
D521,907 S *	5/2006	Elmitt	D12/92
D542,179 S *	5/2007	Renkert et al.	D12/91
D571,258 S *	6/2008	Baum	D12/92
D581,318 S *	11/2008	Gabath et al.	D12/92
D582,314 S *	12/2008	Leclercq	D12/92
D583,711 S	12/2008	Elmitt	
D593,000 S *	5/2009	Habib	D12/92

FIG. 3 is a left side view thereof;

FIG. 4 is a right side view thereof;

FIG. 5 is a front view thereof;

FIG. 6 is a rear view thereof; and,

FIG. 7 is a top view thereof.


FOREIGN PATENT DOCUMENTS

JP D1180123 S 7/2003

The broken lines are for illustrative purposes only and form no part of the claimed design.

* cited by examiner

1 Claim, 6 Drawing Sheets



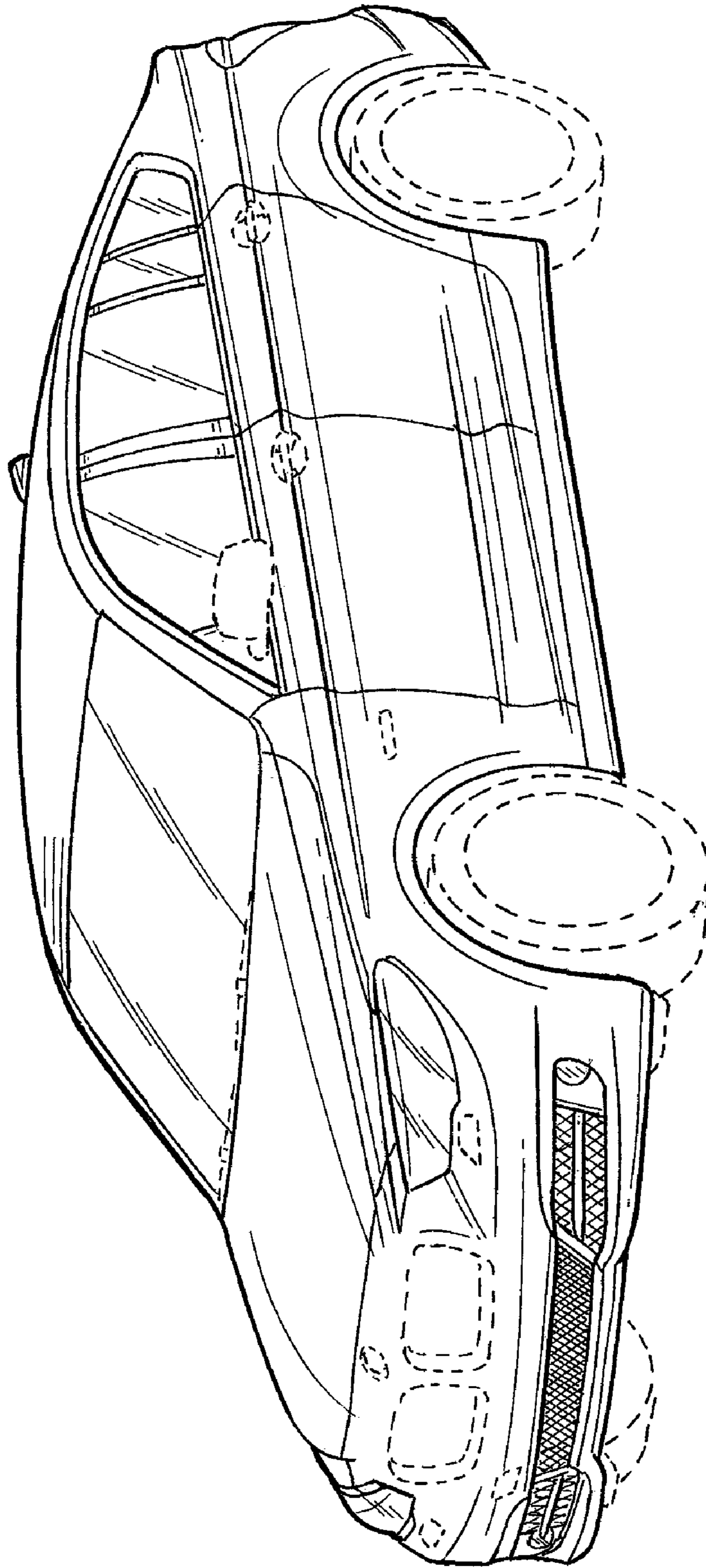


FIG. 1

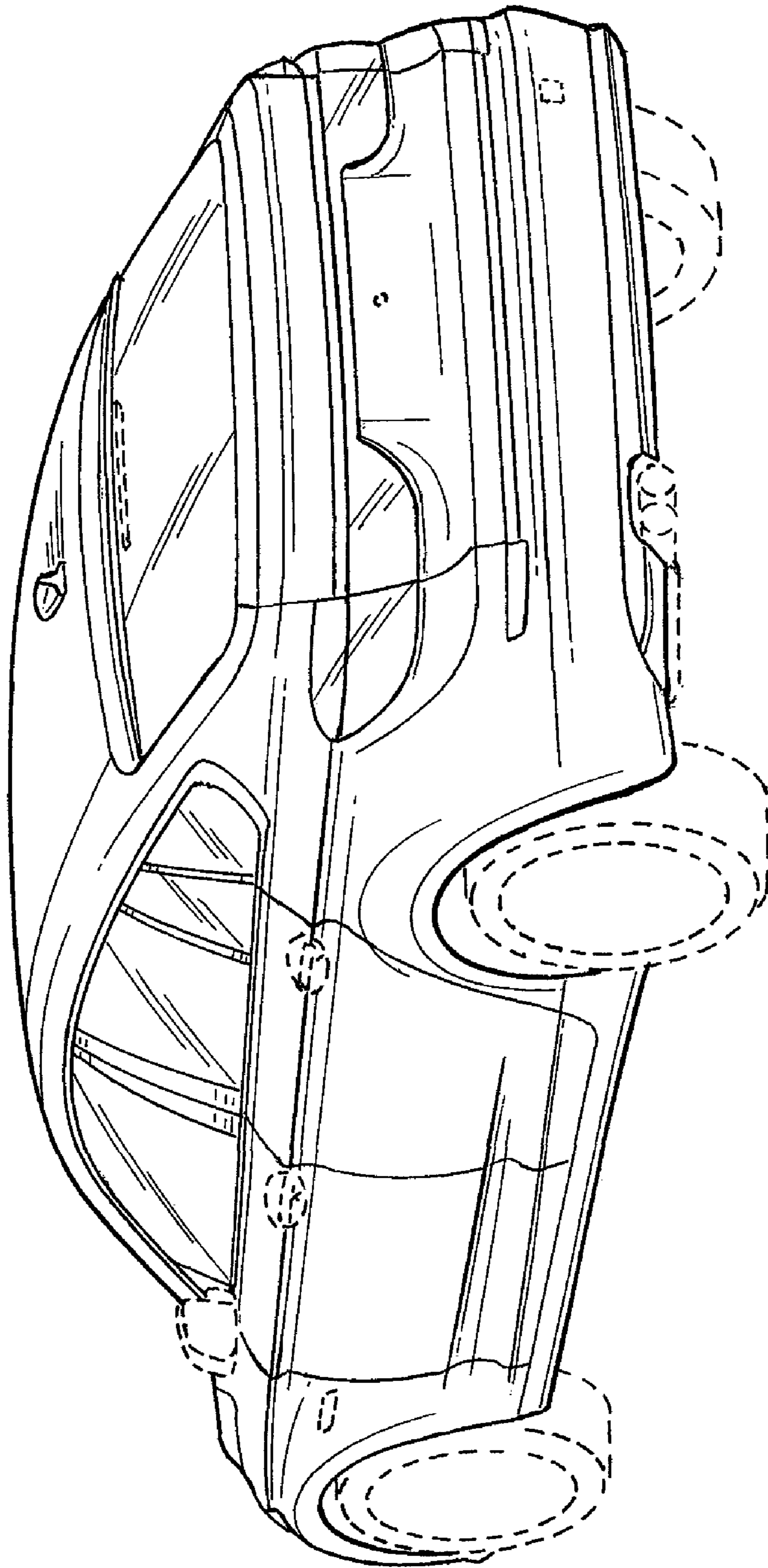


FIG. 2

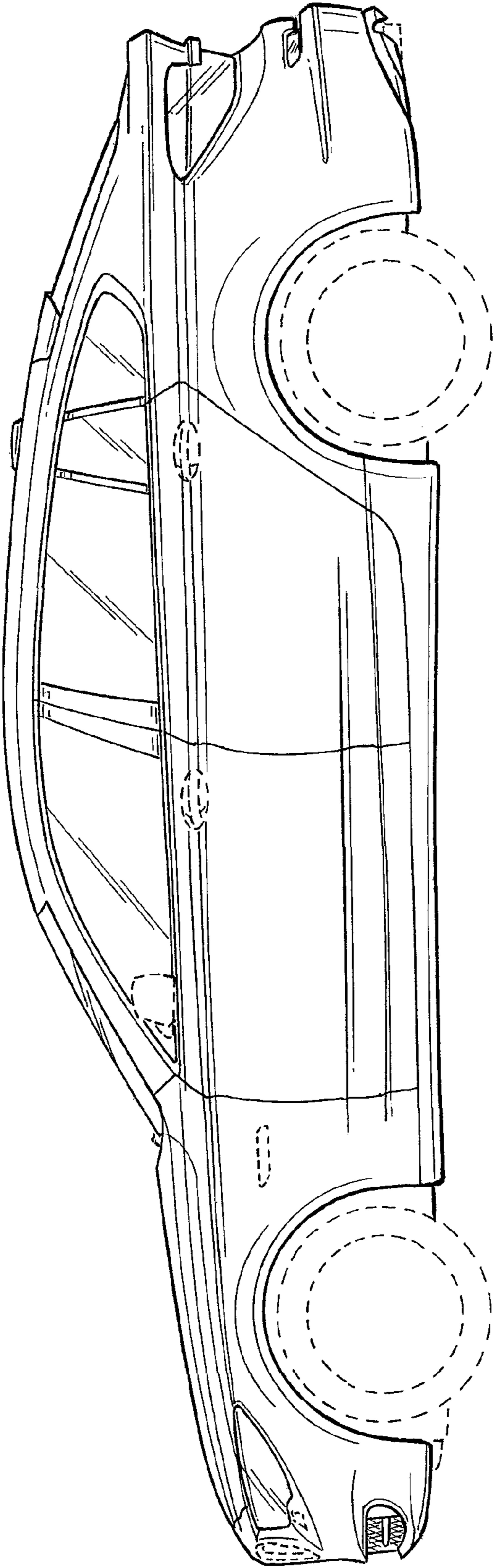


FIG. 3

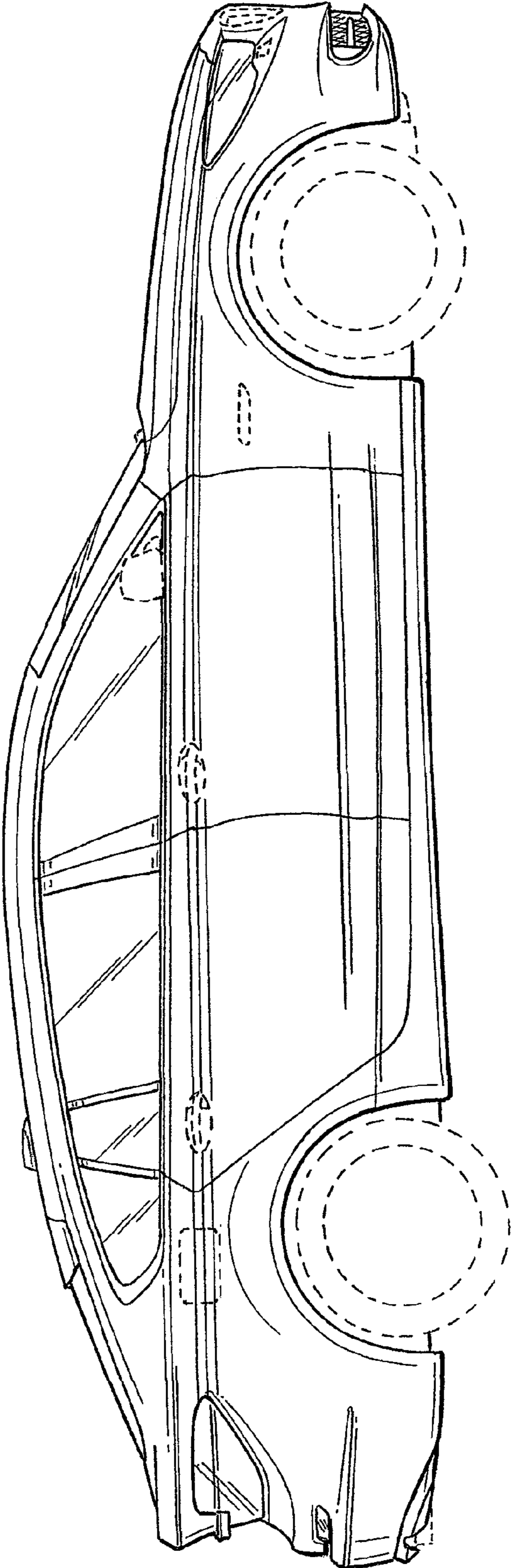


FIG. 4




FIG. 5




FIG. 6

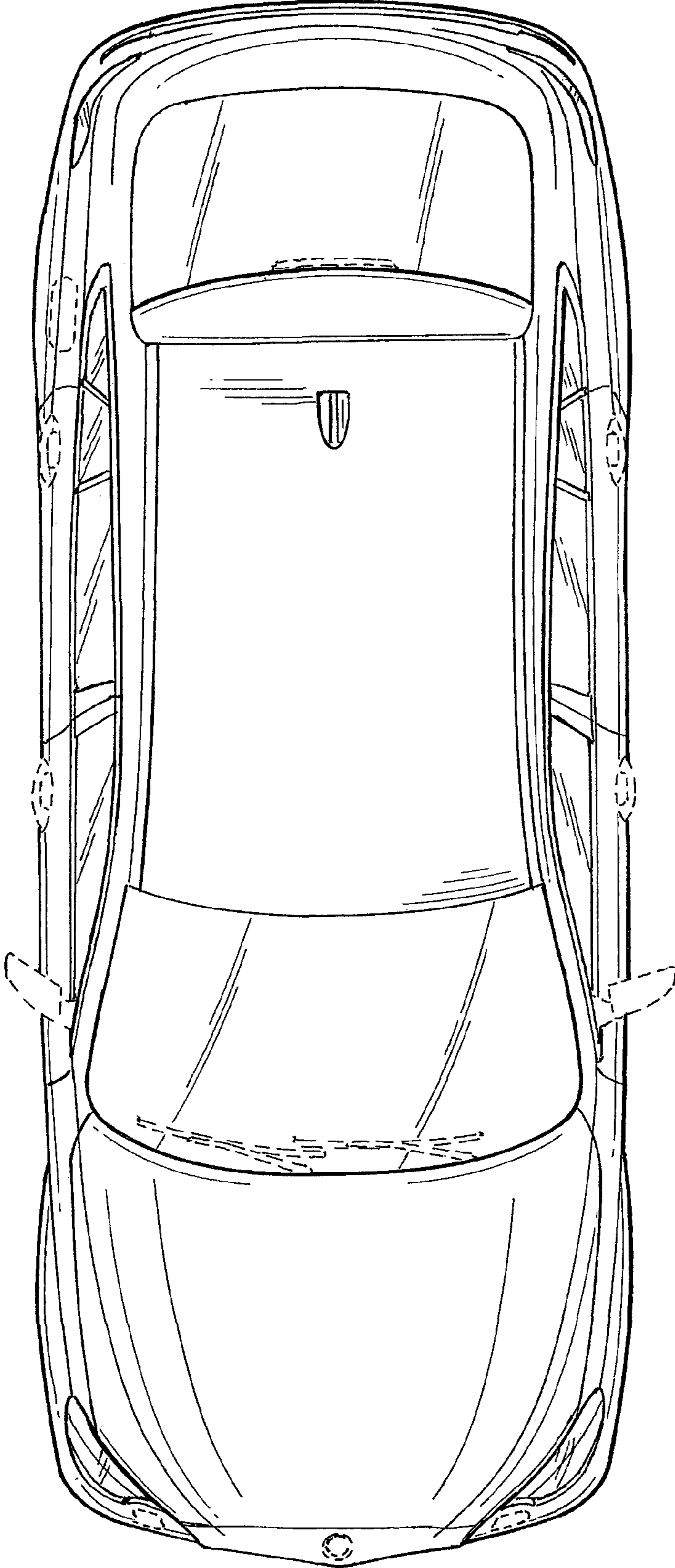


FIG. 7