



US00D605069S

(12) **United States Design Patent**
Plouchard

(10) **Patent No.:** **US D605,069 S**
(45) **Date of Patent:** **** Dec. 1, 2009**

(54) **JEWELRY ARTICLE**

D529,834 S * 10/2006 Yurman D11/3
D592,079 S * 5/2009 Yurman D10/32

(75) Inventor: **Catherine Plouchard**, Bordeaux (FR)

(73) Assignee: **Gerhard D. Wempe KG**, Hamburg (DE)

(**) Term: **14 Years**

(21) Appl. No.: **29/293,633**

(22) Filed: **Dec. 5, 2007**

(30) **Foreign Application Priority Data**

Aug. 29, 2007 (EP) 000 780 630-0002
Aug. 29, 2007 (EP) 000 780 630-0003
Aug. 29, 2007 (EP) 000 780 630-0004

(51) **LOC (9) Cl.** **11-01**

(52) **U.S. Cl.** **D11/3; D11/26**

(58) **Field of Classification Search** D11/1-39;
63/3, 1.11, 3.1, 33.2, 5.1, 5.2, 7-11, 15, 15.1-15.4,
63/15.45, 15.5, 15.6

See application file for complete search history.

(56) **References Cited**

U.S. PATENT DOCUMENTS

D199,537 S * 11/1964 Sklar D11/39
D371,314 S * 7/1996 Yurman D11/3
D523,370 S * 6/2006 Yurman D11/26

OTHER PUBLICATIONS

Rolling Ring, 2000. Claude Schmitz. 1000 Rings: Inspiring Adornments for the Hand. c 2004, Lark Books.*

* cited by examiner

Primary Examiner—Cathron C Brooks

Assistant Examiner—Melanie Levy

(74) *Attorney, Agent, or Firm*—Laurence P. Colton; Smith, Gambrell & Russell

(57) **CLAIM**

The ornamental design for a jewelry article, as shown and described.

DESCRIPTION

FIG. 1 is a perspective view of a jewelry article showing my new design;

FIG. 2 is a front elevational view thereof;


FIG. 3 is a side elevational view thereof;

FIG. 4 is a perspective view of a second embodiment of a jewelry article showing my new design;

FIG. 5 is a front elevational view thereof; and,

FIG. 6 is a side elevational view thereof.

1 Claim, 6 Drawing Sheets






FIG. 1




FIG. 2



FIG. 3




FIG. 4




FIG. 5




FIG. 6