



US00D605037S

(12) **United States Design Patent**
Schrimpf

(10) **Patent No.:** **US D605,037 S**

(45) **Date of Patent:** **** Dec. 1, 2009**

(54) **TOOTHPASTE DISPENSER**

(76) Inventor: **Wolf Schrimpf**, Schweizer Platz 62,
60594, Frankfurt am Main (DE)

(**) Term: **14 Years**

(21) Appl. No.: **29/308,994**

(22) Filed: **Jul. 21, 2008**

(51) **LOC (9) Cl.** **09-07**

(52) **U.S. Cl.** **D9/447**

(58) **Field of Classification Search** D9/902,
D9/763, 516, 453, 447, 438, 435, 440; D7/510,
D7/396.2; D28/7; D24/224, 130, 112; D23/206;
D10/101; 604/228; 222/82, 566, 539, 529,
222/526, 521, 478, 321.6, 153.13, 158; 221/63,
221/45; 220/716, 270; 215/257; 206/219
See application file for complete search history.

(56) **References Cited**

U.S. PATENT DOCUMENTS

133,635	A *	12/1872	Delany	222/568
2,736,469	A *	2/1956	Stone	222/529
3,235,133	A *	2/1966	Zimmerman et al.	222/478
D206,360	S *	11/1966	Pastoius	D9/447
4,595,130	A *	6/1986	Berney	222/539
D286,380	S *	10/1986	Harman	D9/447
5,067,639	A *	11/1991	Maguire et al.	222/521
5,084,033	A *	1/1992	O'Neill et al.	604/264
D324,824	S *	3/1992	Hansen	D9/436
5,092,498	A *	3/1992	Willems et al.	222/526
D327,847	S *	7/1992	Willems et al.	D9/434
D332,221	S *	1/1993	Willems	D9/447

D336,044	S *	6/1993	Miller et al.	D9/447
D413,798	S *	9/1999	LaMarra	D9/717
D533,270	S *	12/2006	Kierce et al.	D24/112

* cited by examiner

Primary Examiner—Susan Bennett Hattan

(74) *Attorney, Agent, or Firm*—Brownstein Hyatt Farber
Schreck, LLP

(57) **CLAIM**

The ornamental design for a toothpaste dispenser, as shown
and described.

DESCRIPTION

FIG. 1 is a top side view of a toothpaste dispenser showing my
new ornamental design;

FIG. 2 is a top view of the toothpaste dispenser shown in FIG.
1;

FIG. 3 is a front view of the toothpaste dispenser shown in
FIG. 1;

FIG. 4 is a right side view of the toothpaste dispenser shown
in FIG. 1;

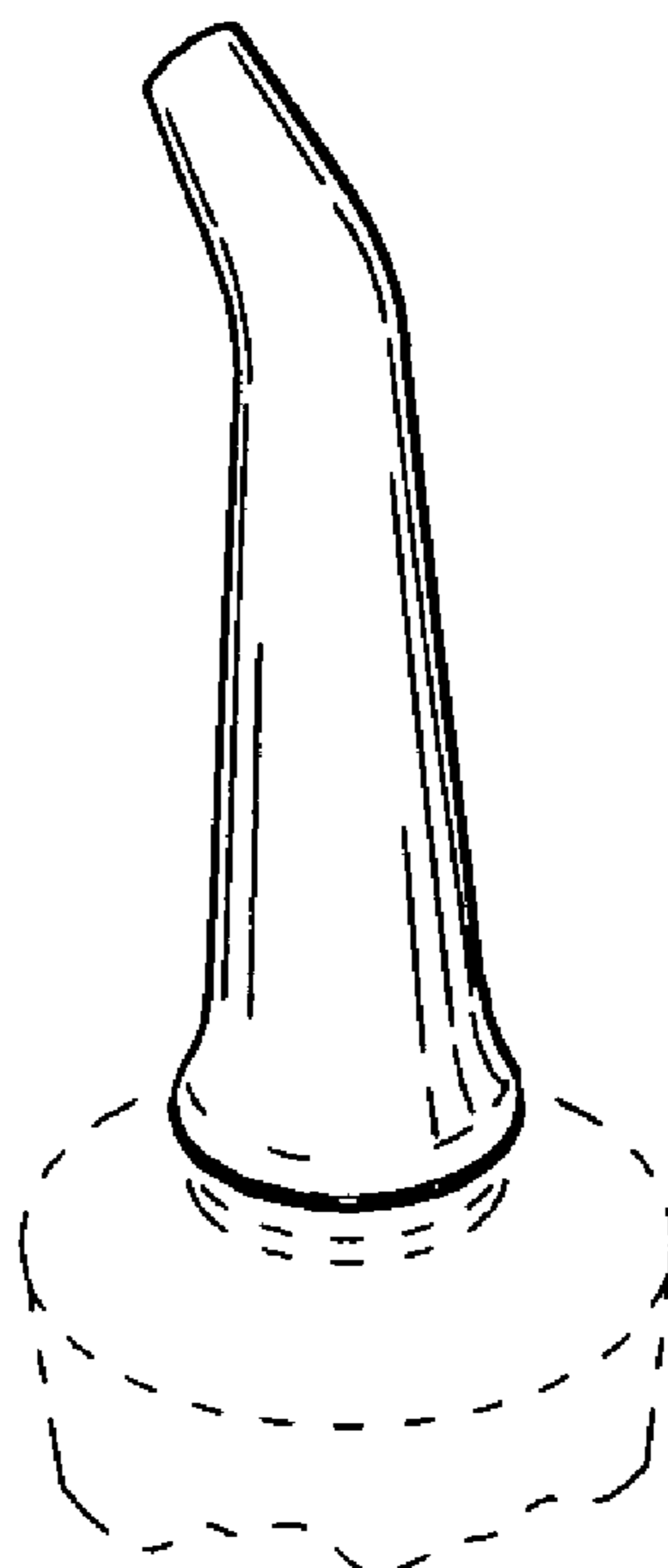
FIG. 5 is a rear side view of the toothpaste dispenser shown in
FIG. 1;

FIG. 6 is a left side view of the toothpaste dispenser shown in
FIG. 1; and,

FIG. 7 is a partial top view of the toothpaste dispenser shown
in FIG. 1.

The broken lines are for illustrative purposes only and form
no part of the claimed design.

1 Claim, 1 Drawing Sheet



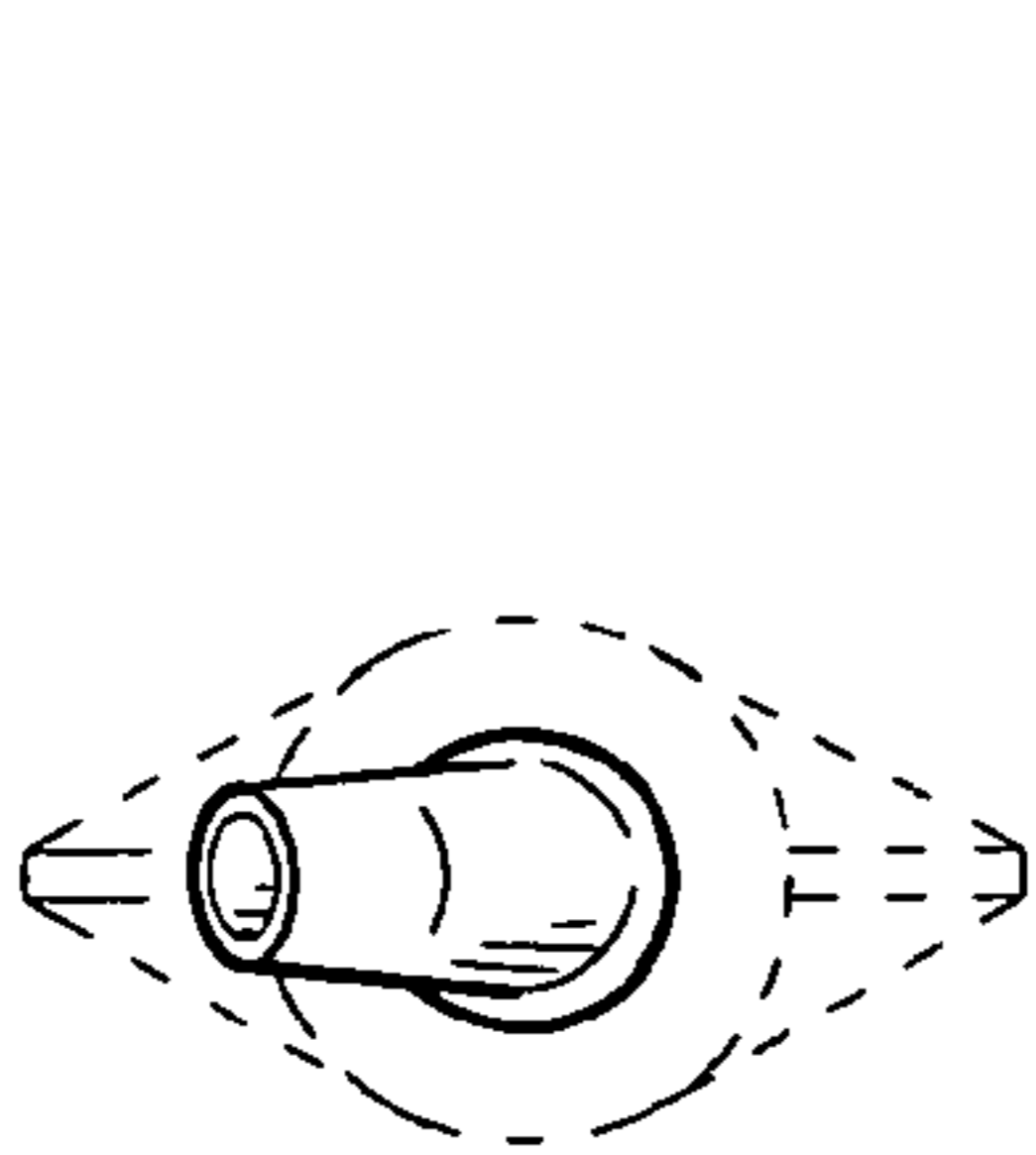


Fig. 2

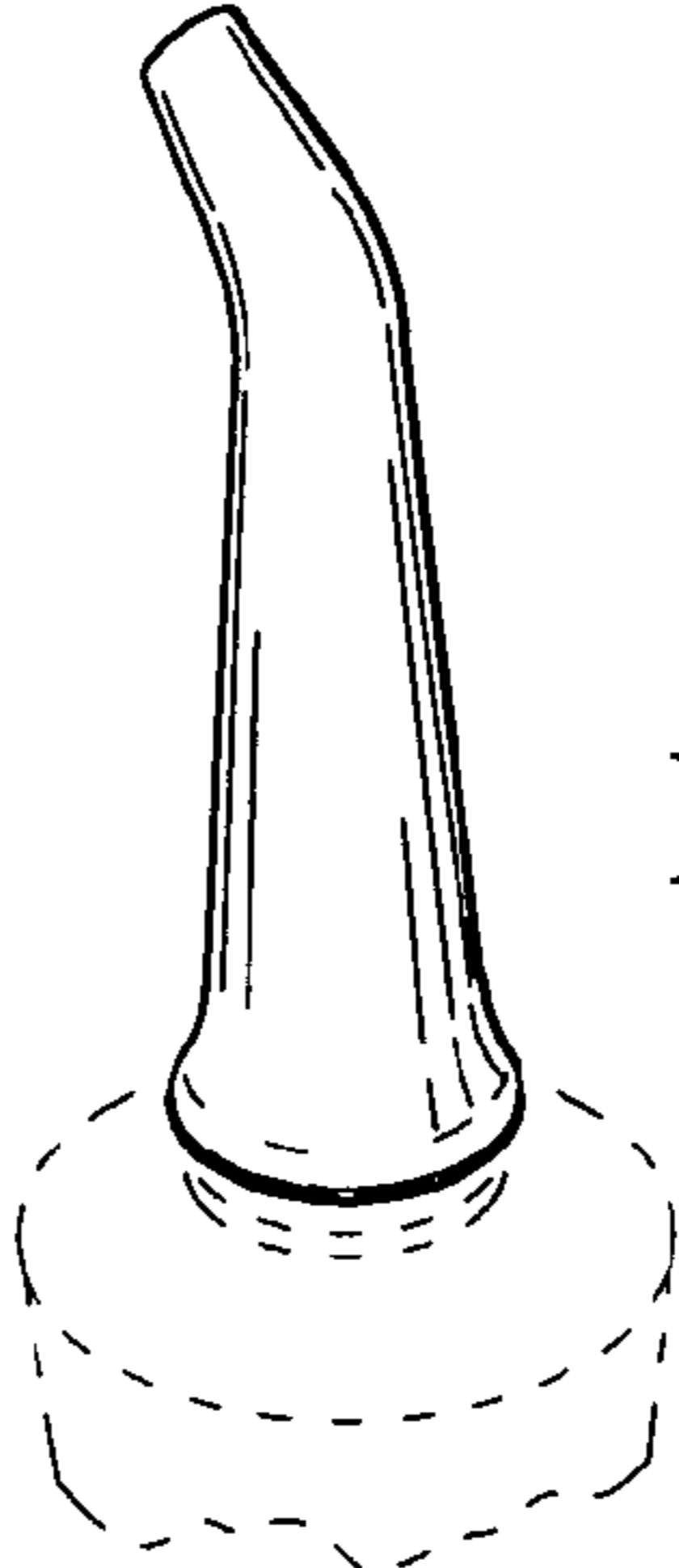


Fig. 1




Fig. 3

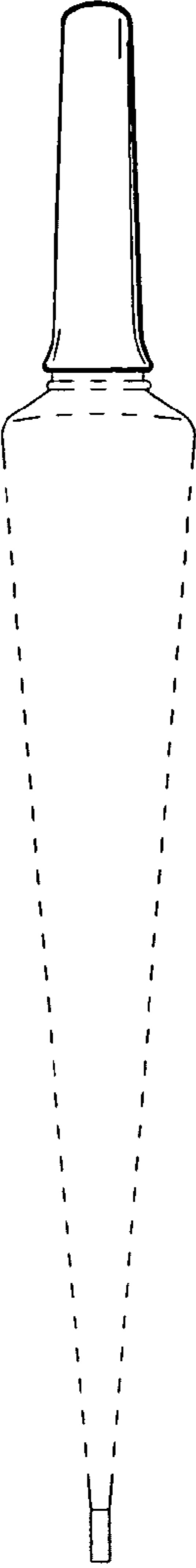


Fig. 4

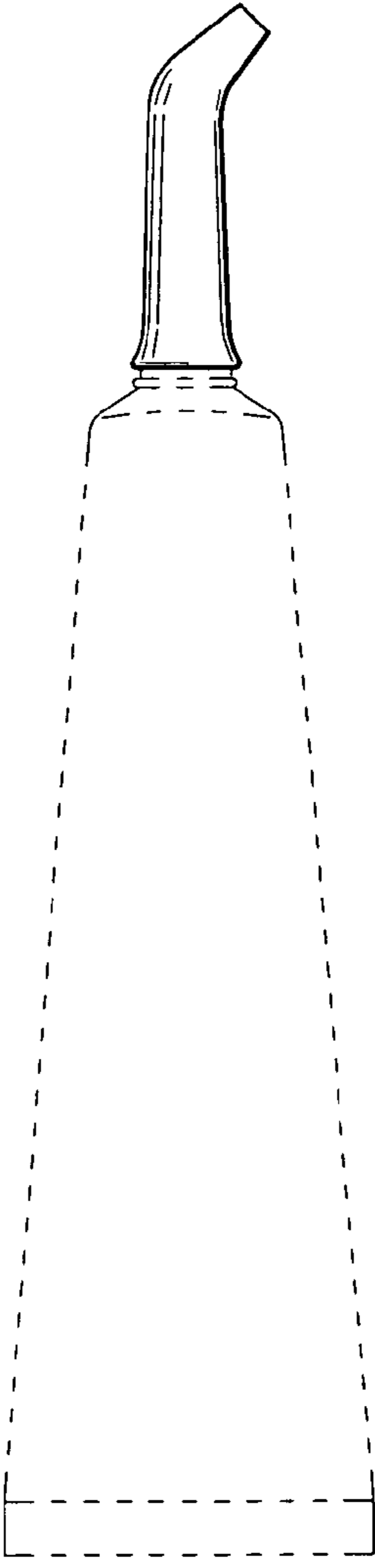


Fig. 5

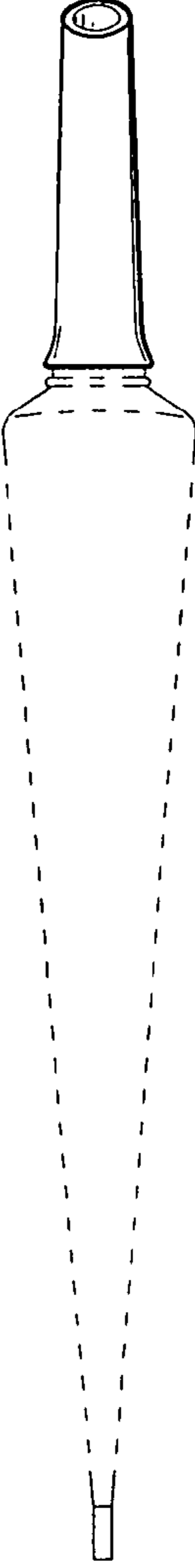


Fig. 6

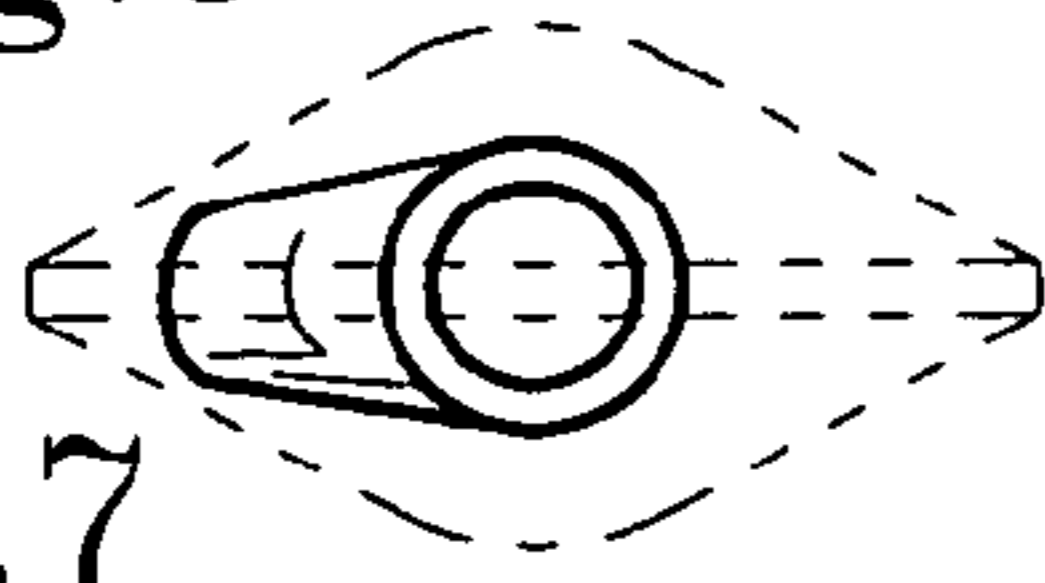


Fig. 7