



(12) **United States Design Patent**
Martone et al.

(10) **Patent No.:** **US D605,020 S**
(45) **Date of Patent:** **** Dec. 1, 2009**

(54) **DEMOLITION TOOL**

(75) Inventors: **Joseph Martone**, Bristol, CT (US); **Eric Ranieri**, Besancon (FR)

(73) Assignee: **The Stanley Works**, New Britain, CT (US)

(**) Term: **14 Years**

(21) Appl. No.: **29/321,428**

(22) Filed: **Jul. 16, 2008**

Related U.S. Application Data

(63) Continuation of application No. 29/304,787, filed on Mar. 7, 2008, now Pat. No. Des. 590,230, which is a continuation of application No. 29/287,310, filed on Jul. 23, 2007, now Pat. No. Des. 567,620, which is a continuation of application No. 29/257,020, filed on Mar. 29, 2006, now Pat. No. Des. 562,101.

(51) **LOC (9) Cl.** **08-02**

(52) **U.S. Cl.** **D8/79**

(58) **Field of Classification Search** D8/75,
D8/76, 7, 78, 79, 80, 81, 88, 89; 7/144, 145,
7/146, 147, 166; 81/20, 21, 22; 254/25,
254/26 R

See application file for complete search history.

(56) **References Cited**

U.S. PATENT DOCUMENTS

37,920 A	3/1863	Penny
89,013 A	4/1869	Blake
439,336 A	10/1890	Zitlow
486,300 A	11/1892	Scheid
513,271 A	1/1894	Matthews
563,848 A	7/1896	Dunham
743,823 A	11/1903	Bryar
845,975 A	3/1907	Patterson
868,733 A	10/1907	Walker
884,229 A	4/1908	Sparks
914,199 A	3/1909	Stiren
935,459 A	9/1909	Carr

1,114,837 A	10/1914	Wilson
1,465,009 A	8/1923	Wasseth
1,469,472 A	10/1923	Bangert
1,472,517 A	10/1923	Fry

(Continued)

FOREIGN PATENT DOCUMENTS

CA 2296048 7/2007

(Continued)

OTHER PUBLICATIONS

European Search Report, dtd Nov. 3, 2008, in EP Application No. 08158710.7, 7 pp.

(Continued)

Primary Examiner—Philip S Hyder

(74) *Attorney, Agent, or Firm*—Pillsbury Winthrop Shaw Pittman LLP

(57) **CLAIM**

The ornamental design for a demolition tool, as shown and described.

DESCRIPTION

FIG. 1 is a perspective illustration, from the front and left side, of a demolition tool according to our design;

FIG. 2 is a side elevational view thereof from the left side;

FIG. 3 is a top plan view thereof;

FIG. 4 is a front elevational view thereof;

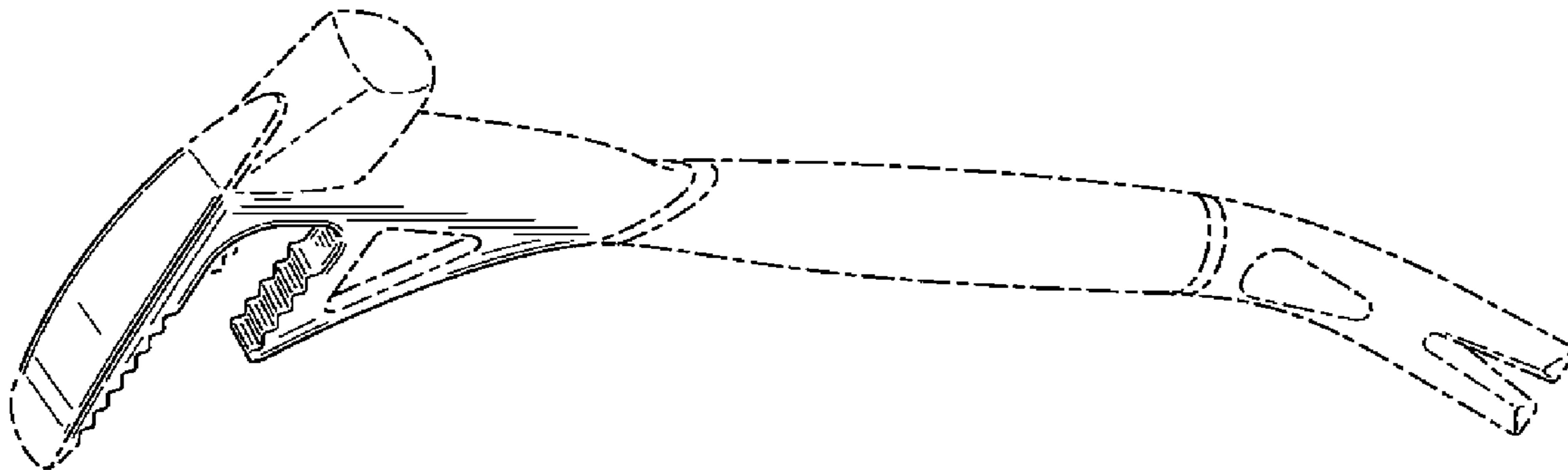
FIG. 5 is a side elevational view thereof from the right side;

FIG. 6 is a bottom plan view thereof; and,

FIG. 7 is a back elevational view thereof.

The broken line showing of portions and features is included for the purpose of illustrating unclaimed subject matter and forms no part of the claimed design.

1 Claim, 7 Drawing Sheets



US D605,020 S

Page 2

U.S. PATENT DOCUMENTS

1,514,060 A 11/1924 McCallum
1,613,729 A 1/1927 Shearwood
1,689,585 A 10/1928 Haschart
1,689,685 A 10/1928 Reeves
1,763,353 A 6/1930 Heller
2,239,719 A 4/1941 Jarrett
2,491,129 A 12/1949 Nieuwsma
D164,705 S 10/1951 Moses
2,896,910 A 7/1959 Cooper
2,937,004 A 5/1960 Striani
D192,721 S 5/1962 Mills
3,134,574 A 5/1964 Reuterfors
D226,162 S 1/1973 Ziaylek
3,760,656 A 9/1973 Veach
4,028,757 A 6/1977 Young
4,039,140 A 8/1977 Pulliam
4,408,505 A 10/1983 Cook
D271,275 S 11/1983 Richilano
D274,032 S 5/1984 Lai
4,476,596 A 10/1984 Fortune
4,597,123 A 7/1986 Cobe, Jr.
D291,402 S 8/1987 Square
D300,111 S 3/1989 Square
4,826,136 A 5/1989 Thomas
D318,211 S 7/1991 D'Onofrio
5,033,501 A 7/1991 Stehling
5,044,033 A 9/1991 Fosberg
D337,492 S 7/1993 Ryan
5,282,287 A 2/1994 Aube
D351,326 S 10/1994 Schwengel
D359,220 S 6/1995 Vinar
5,428,853 A 7/1995 Menke
D384,264 S 9/1997 Liou
D388,303 S 12/1997 Berggren
D390,082 S 2/1998 Higgs
5,768,956 A 6/1998 Coonrad
5,845,354 A 12/1998 Long
5,850,650 A 12/1998 Karsnia

D404,267 S 1/1999 Hedin
5,896,607 A 4/1999 Hagan
D414,089 S 9/1999 Kuo-Chen
D420,873 S 2/2000 Hsieh
D420,973 S 2/2000 Kalarney
D422,860 S 4/2000 Vinar
6,186,475 B1 2/2001 Selepouchin
6,220,124 B1 4/2001 Perkins
D449,770 S 10/2001 Chen
6,298,754 B1 10/2001 Brown
6,352,009 B1 3/2002 Gaidjergis
6,435,059 B1 8/2002 Martinez
6,604,728 B1 8/2003 Boydon
6,637,061 B1 10/2003 Spracklin
D496,244 S 9/2004 Boydon
D499,322 S 12/2004 Hung
6,899,001 B1 5/2005 Sanders
D507,167 S 7/2005 Richardson
7,033,365 B2 4/2006 Powell et al.
D525,506 S 7/2006 Downing
2004/0045411 A1 3/2004 Youngren
2004/0261188 A1 12/2004 Mathis
2006/0075572 A1 4/2006 Young
2007/0226913 A1 10/2007 Woolley

FOREIGN PATENT DOCUMENTS

DE 19937951 3/2000
DE 202005007075 4/2006
GB 276509 9/1927
GB 2355223 4/2001

OTHER PUBLICATIONS

European Search Report issued for European Patent Application No. 07251165.2-1262, dated Jul. 27, 2007.
Printout of Stanley Fubar demolition tool from Gizmodo.com, Sep. 5, 2006.
European Search Report issued for European Patent Application No. 07122268.1, dated Mar. 5, 2008.

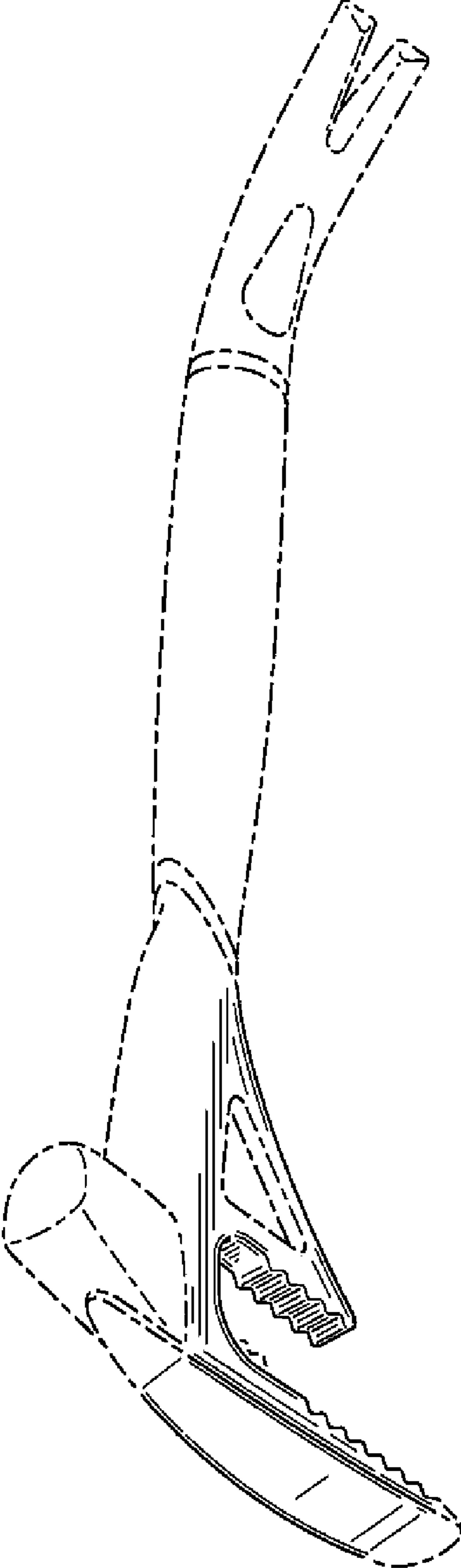


Figure 1

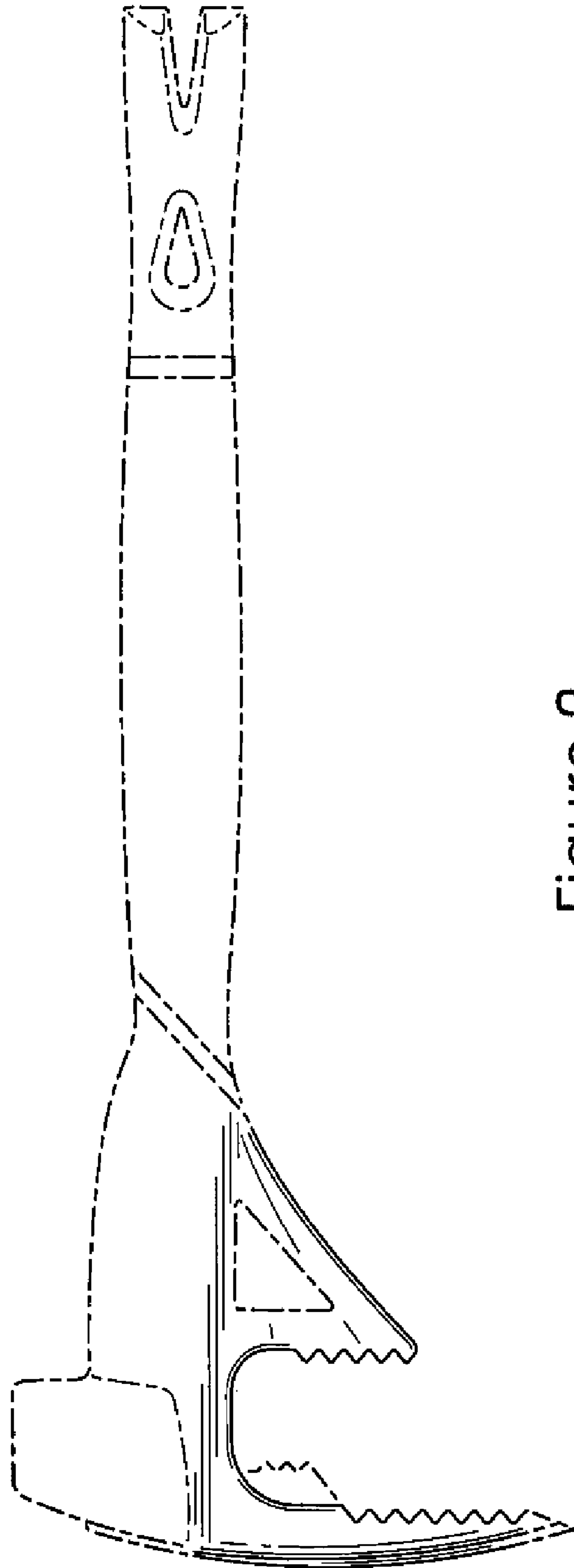


Figure 2




Figure 3




Figure 4

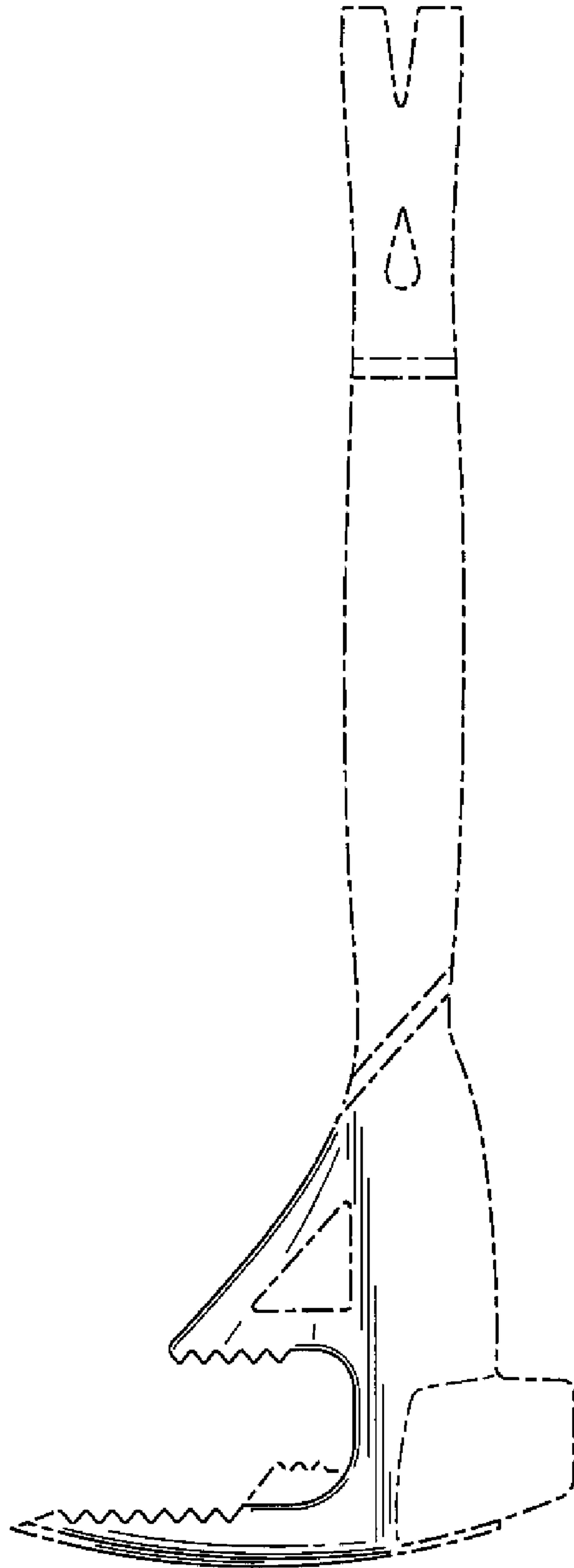


Figure 5

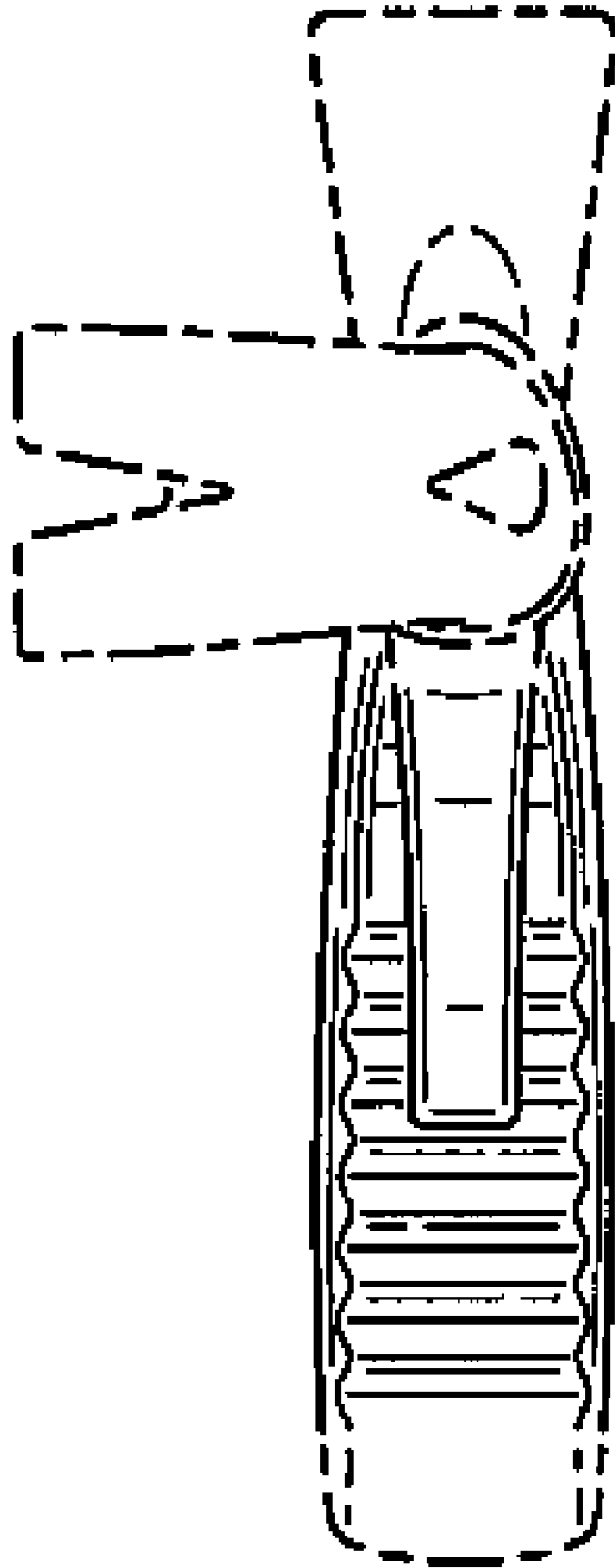


Figure 6




Figure 7