



US00D605015S

(12) **United States Design Patent**  
**Aglassinger**

(10) **Patent No.:** **US D605,015 S**  
(45) **Date of Patent:** **\*\* Dec. 1, 2009**

(54) **ELECTRIC DRILL**

(75) Inventor: **Hans-Peter Aglassinger**, Esslingen (DE)

(73) Assignee: **Robert Bosch GmbH**, Stuttgart (DE)

(\*\*) Term: **14 Years**

(21) Appl. No.: **29/331,128**

(22) Filed: **Jan. 21, 2009**

(30) **Foreign Application Priority Data**

Oct. 29, 2008 (EM) ..... 001030027

(51) **LOC (9) Cl.** ..... **08-01**

(52) **U.S. Cl.** ..... **D8/68**

(58) **Field of Classification Search** ..... D8/61-69;  
81/57.11, 429, 464, 465, 466, 469, 489; 173/13,  
173/169, 178, 213, 217; 227/8, 114, 120,  
227/130, 136, 142; 310/50; 408/20, 124,  
408/125, 234, 241 R; 451/358

See application file for complete search history.

(56) **References Cited**

**U.S. PATENT DOCUMENTS**

6,729,414 B2 \* 5/2004 Cooper et al. .... 173/217  
D533,419 S \* 12/2006 Aglassinger ..... D8/68  
D534,405 S \* 1/2007 Concari ..... D8/68  
D540,135 S \* 4/2007 Okuda ..... D8/68  
D563,185 S \* 3/2008 Concari ..... D8/68

D566,506 S \* 4/2008 Aglassinger ..... D8/68  
D567,614 S \* 4/2008 Okuda ..... D8/68  
7,469,753 B2 \* 12/2008 Klemm et al. .... 173/178  
D587,545 S \* 3/2009 Hayakawa et al. .... D8/68  
D587,546 S \* 3/2009 Wright ..... D8/68  
D588,429 S \* 3/2009 Misaki et al. .... D8/68  
D592,478 S \* 5/2009 Wright ..... D8/68  
D593,388 S \* 6/2009 Hayakawa et al. .... D8/68

\* cited by examiner

*Primary Examiner*—Antoine D Davis

(74) *Attorney, Agent, or Firm*—Victor A. Henzi

(57) **CLAIM**


The ornamental design for the electric drill, as shown and described.

**DESCRIPTION**

FIG. 1 is a top front left perspective view of the electric drill;  
FIG. 2 is a front elevational view thereof;  
FIG. 3 is a left elevational view thereof;  
FIG. 4 is a rear elevational view thereof;  
FIG. 5 is right elevational view a thereof;  
FIG. 6 is a top plan view thereof; and,  
FIG. 7 is a bottom plan view thereof.

The broken lines showing various portions of the electric drill form no part of the claimed design.

**1 Claim, 7 Drawing Sheets**



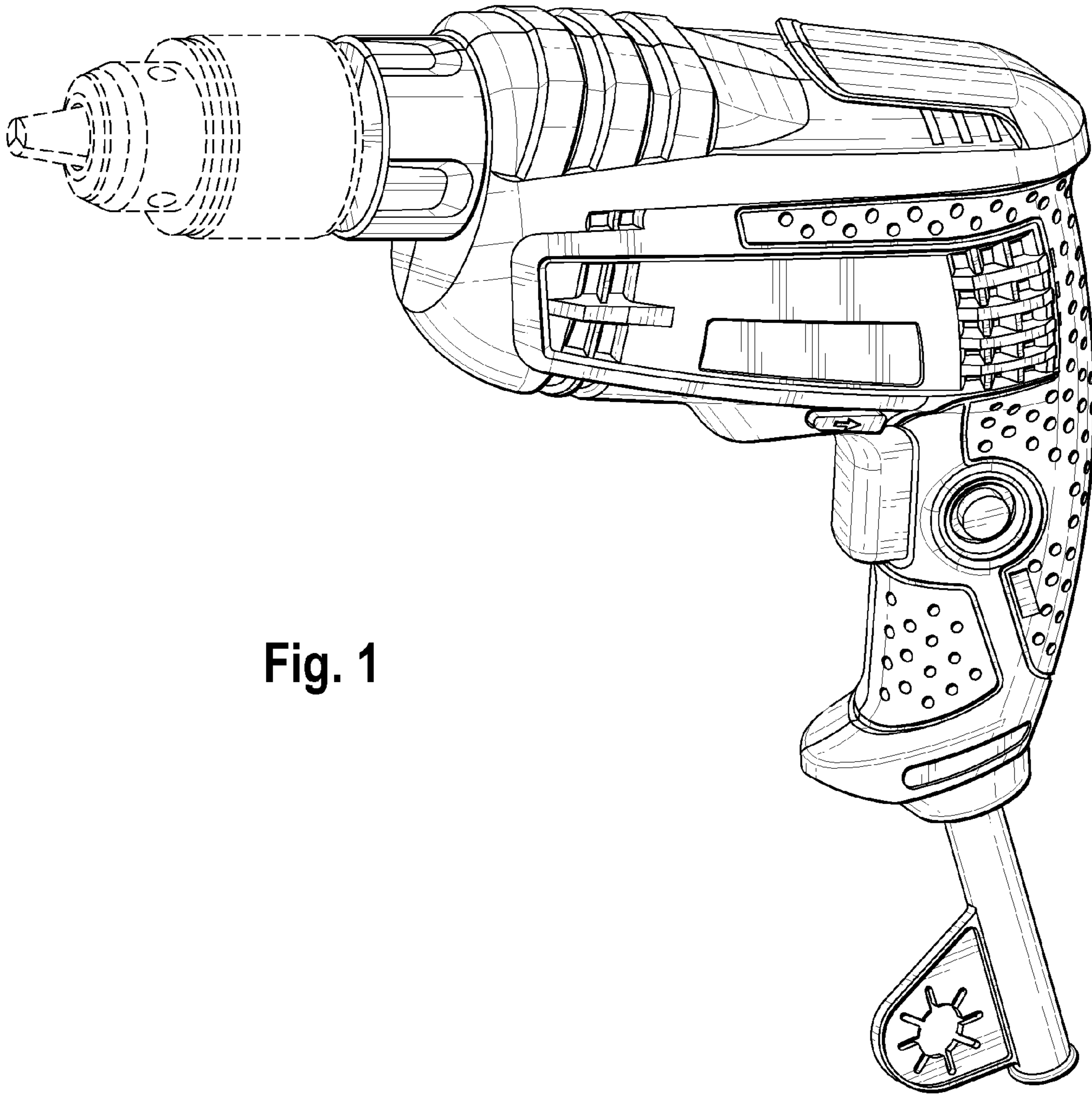


Fig. 1

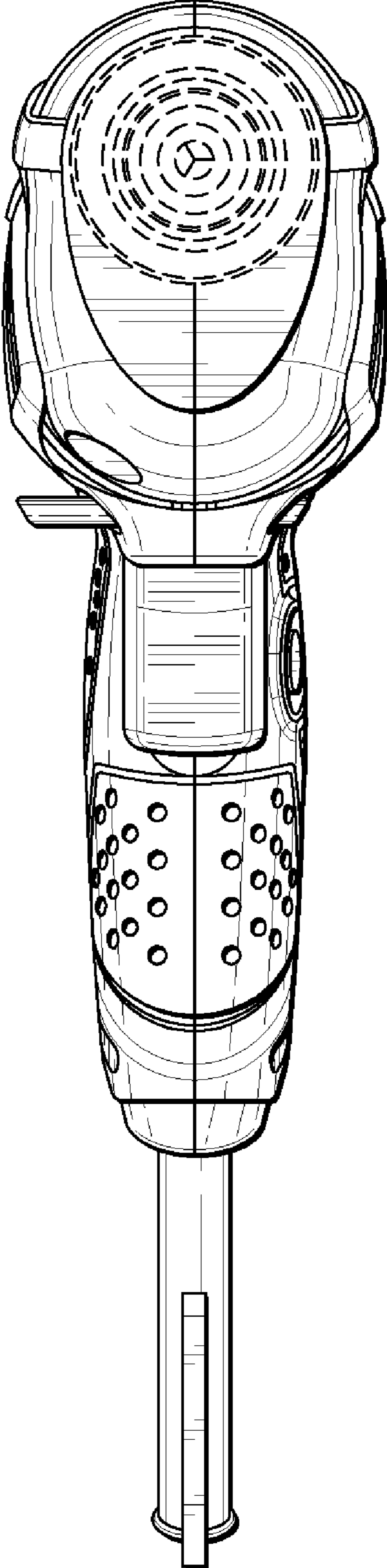


Fig. 2

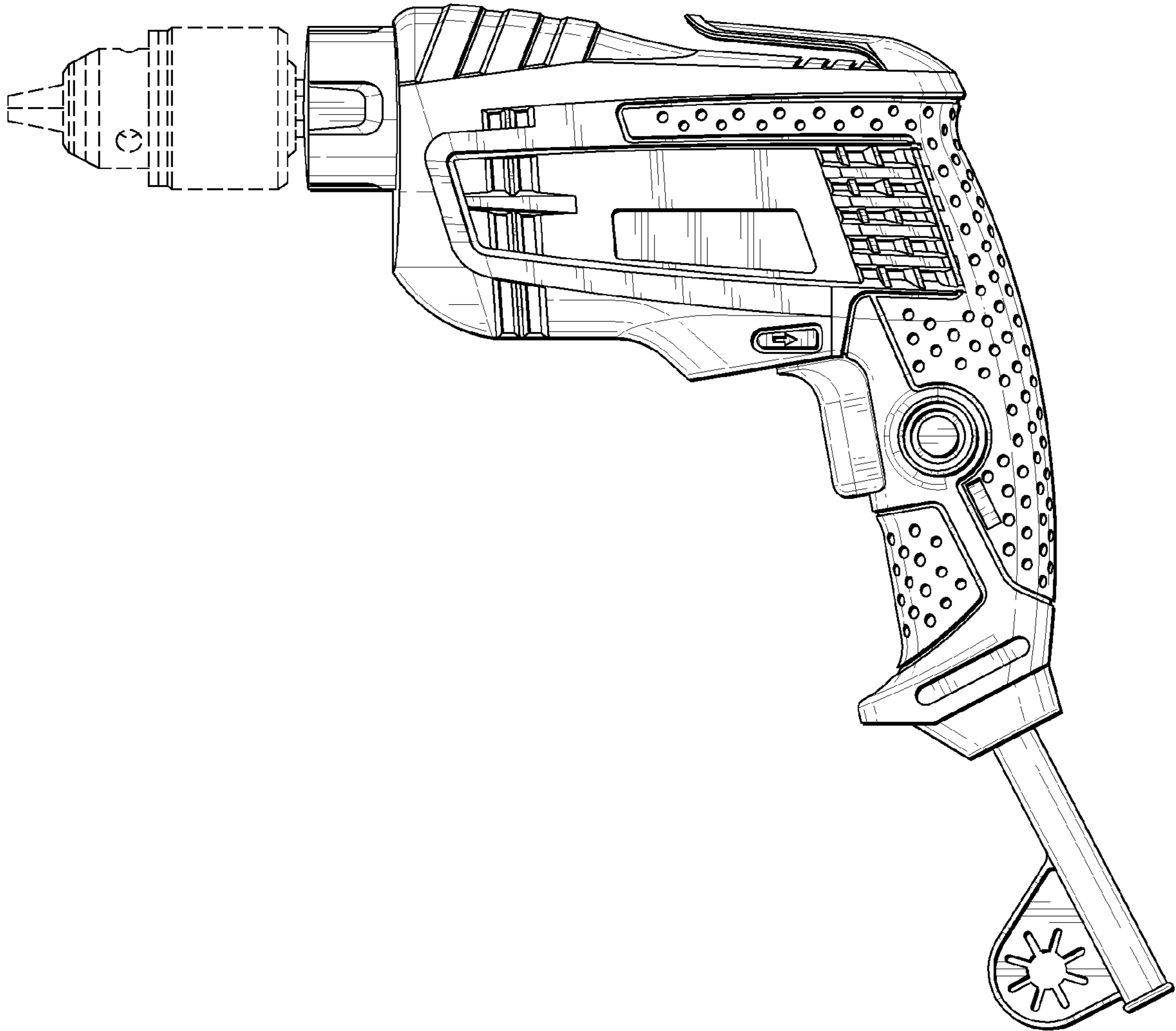


Fig. 3

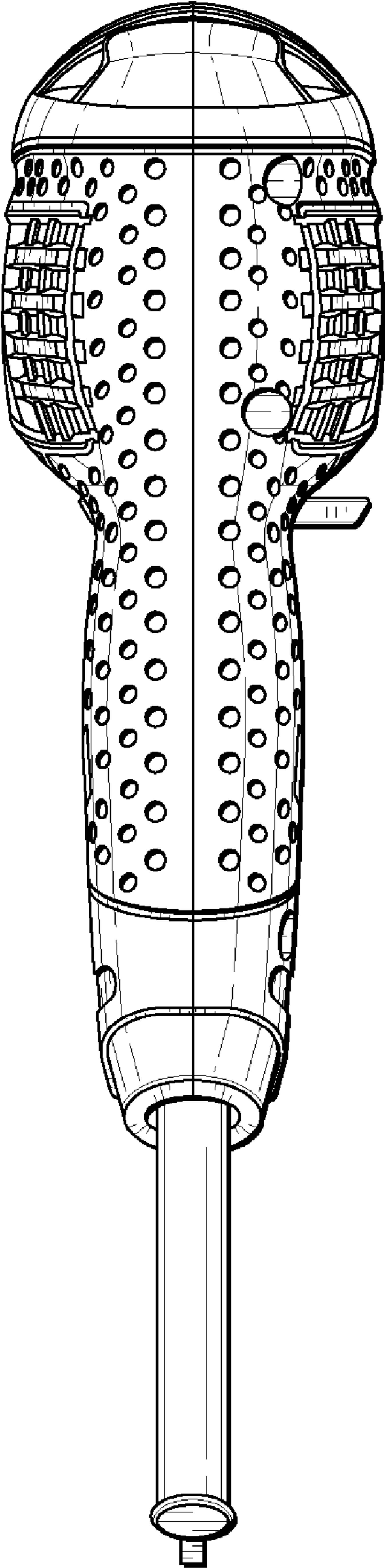


Fig. 4



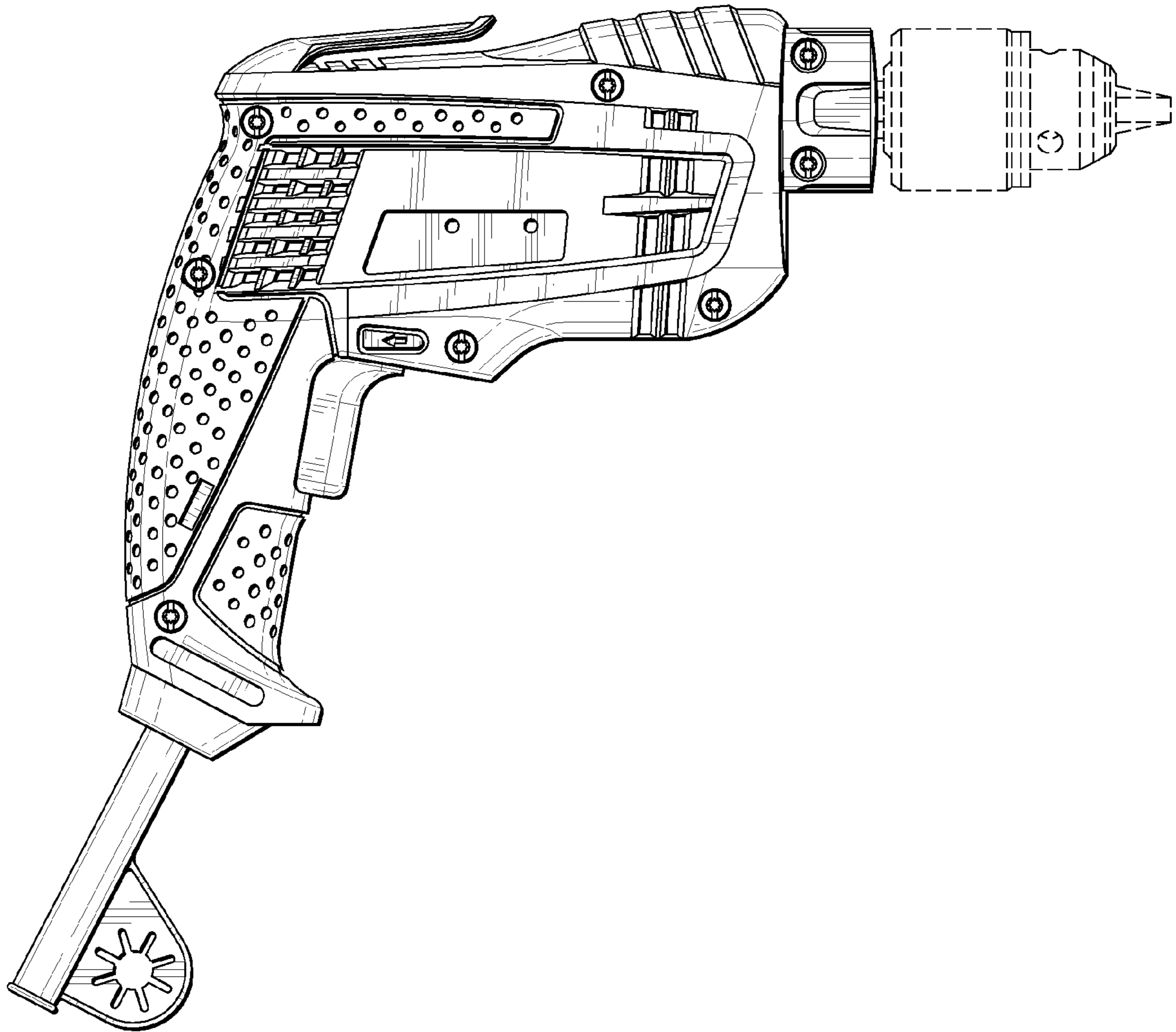


Fig. 5

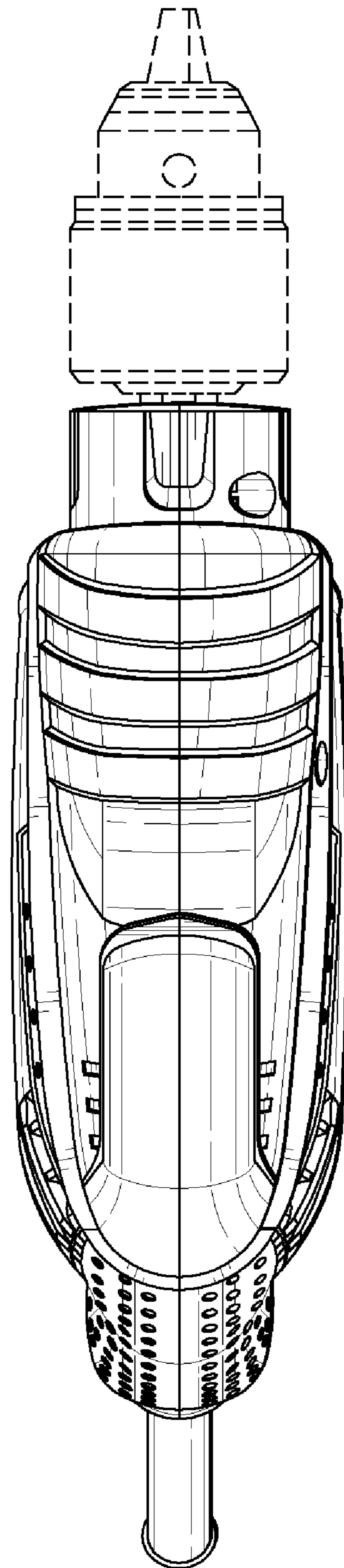


Fig. 6

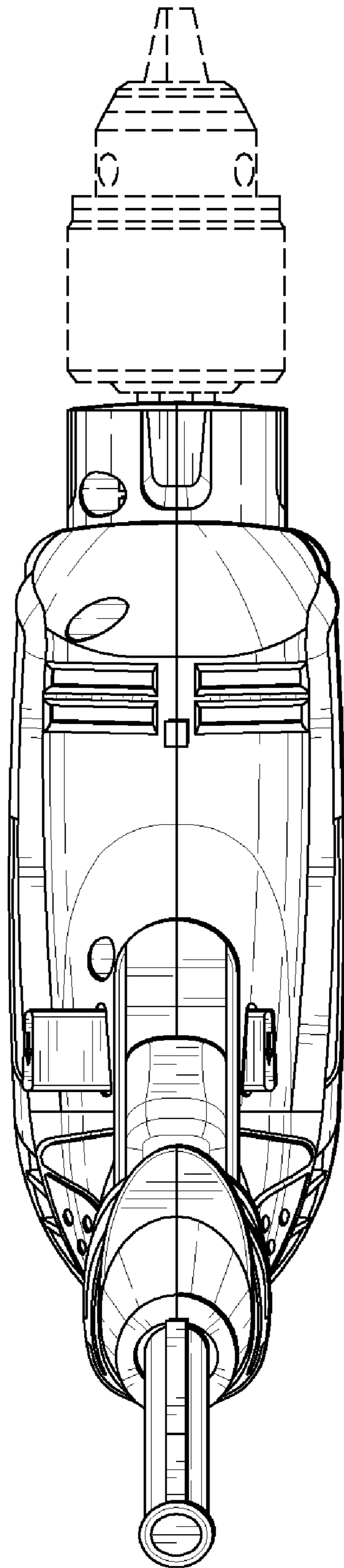


Fig. 7