

US00D605001S

(12) **United States Design Patent**
Eide et al.

(10) **Patent No.:** **US D605,001 S**
(45) **Date of Patent:** **** Dec. 1, 2009**

(54) **ZESTER**

(75) Inventors: **Annbjorg Eide**, Elmira, NY (US);
Marianne Grisdale, Chicago, IL (US);
Julia Burke, Chicago, IL (US); **Hyung**
Seok Joseph Lee, Chicago, IL (US)

(73) Assignee: **WKI Holding Company, Inc.**,
Rosemont, IL (US)

(**) Term: **14 Years**

(21) Appl. No.: **29/334,596**

(22) Filed: **Mar. 30, 2009**

(51) **LOC (9) Cl.** **07-04**

(52) **U.S. Cl.** **D7/678**

(58) **Field of Classification Search** D7/678,
D7/672-676, 538-542; 241/93, 95, 273.1-273.5,
241/280-282, 168, 169, 169.1; 99/495, 501-513
See application file for complete search history.

(56) **References Cited**

U.S. PATENT DOCUMENTS

414,908 A	11/1889	Hirschel	
1,771,296 A	7/1930	Harley et al.	
2,087,101 A	7/1937	Cerracchio	
D161,534 S	1/1951	Riley	
2,546,032 A	3/1951	Holmberg	
D163,299 S	5/1951	Levin	
2,601,087 A	6/1952	Buedingen	
D167,270 S	7/1952	Marcus	
D175,448 S	8/1955	Buskirk et al.	
2,714,908 A *	8/1955	Carmack	241/95
2,720,234 A *	10/1955	Fett	241/273.1
2,741,286 A	4/1956	Bittle	
D210,861 S	4/1968	Locker	
3,583,455 A	6/1971	Ostrowsky	
3,589,421 A	6/1971	Locker	
4,037,793 A	7/1977	Puustinen	
D251,103 S *	2/1979	Puustinen	D7/678
4,212,431 A *	7/1980	Doyel	241/100
4,290,197 A	9/1981	Zaroor	
5,083,734 A	1/1992	Ancona et al.	

D328,409 S	8/1992	Ancona et al.	
D328,691 S	8/1992	Ancona et al.	
D330,316 S	10/1992	So	
D331,687 S *	12/1992	Pujol Gilbert	D7/678
5,251,377 A	10/1993	Ho	
D354,886 S	1/1995	Diefenbach	
5,471,746 A	12/1995	Agrimis	
D369,726 S	5/1996	Wan	
5,692,424 A	12/1997	Wallace	
D389,019 S	1/1998	Molo	
D393,986 S *	5/1998	Joergensen	D7/678
D394,193 S	5/1998	Deglon	
D410,823 S	6/1999	Abrams	
D421,698 S	3/2000	Wang	
D440,129 S	4/2001	Young et al.	

(Continued)

FOREIGN PATENT DOCUMENTS

FR 2 486 855 1/1982

Primary Examiner—Terry A Wallace
(74) *Attorney, Agent, or Firm*—McDermott Will & Emery

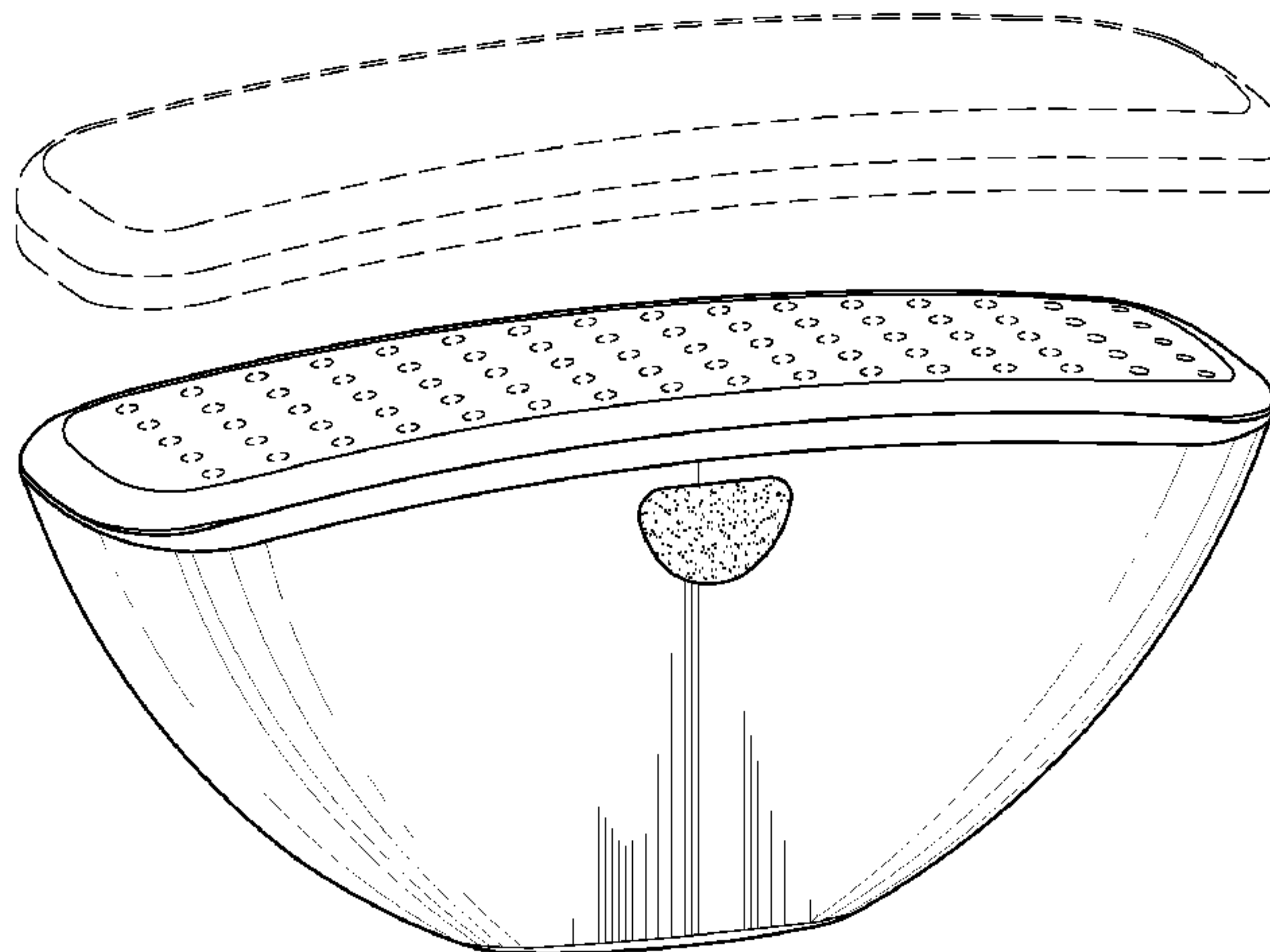
(57) **CLAIM**

We claim the ornamental design for a zester, as shown and described.

DESCRIPTION

FIG. 1 is a perspective view of a zester according to the new design;
FIG. 2 is a front view of a zester shown in FIG. 1;
FIG. 3 is a top view of a zester shown in FIG. 1;
FIG. 4 is a rear view of the zester shown in FIG. 1;
FIG. 5 is a bottom view of a zester shown in FIG. 1;
FIG. 6 is a left side view of the zester shown in FIG. 1; and,
FIG. 7 is a right side view of the zester shown in FIG. 1.
Features shown in broken lines form no part of the claimed design.

1 Claim, 3 Drawing Sheets



US D605,001 S

Page 2

U.S. PATENT DOCUMENTS

D446,691 S	8/2001	Wong	D519,001 S	4/2006	So
D447,391 S *	9/2001	Bodum D7/678	D530,992 S	10/2006	Mellen et al.
6,336,271 B1	1/2002	Rider et al.	D535,161 S	1/2007	So
6,382,089 B1	5/2002	Thiffault	D535,532 S	1/2007	So
D467,136 S	12/2002	Levien et al.	D546,638 S	7/2007	Kaposi
6,598,518 B2	7/2003	Wong	D548,024 S	8/2007	Trinque
D488,681 S	4/2004	Overthun et al.	D550,522 S	9/2007	Raia
D491,774 S	6/2004	Brousseau et al.	D578,838 S	10/2008	Hood
D494,026 S	8/2004	Brousseau et al.	D582,220 S	12/2008	Farnum et al.
6,834,579 B2	12/2004	Kuan	7,469,848 B2	12/2008	Yamanaka et al.
6,898,857 B2	5/2005	Ruben	2004/0217219 A1	11/2004	Bitonto et al.
D507,159 S	7/2005	Lee	2007/0071843 A1	3/2007	Jackson et al.
D510,509 S	10/2005	Graves et al.	2007/0125210 A1	6/2007	Kaposi
			2008/0052918 A1	3/2008	Sanchez
			2008/0168659 A1	7/2008	Lazaroff

* cited by examiner

FIG. 1

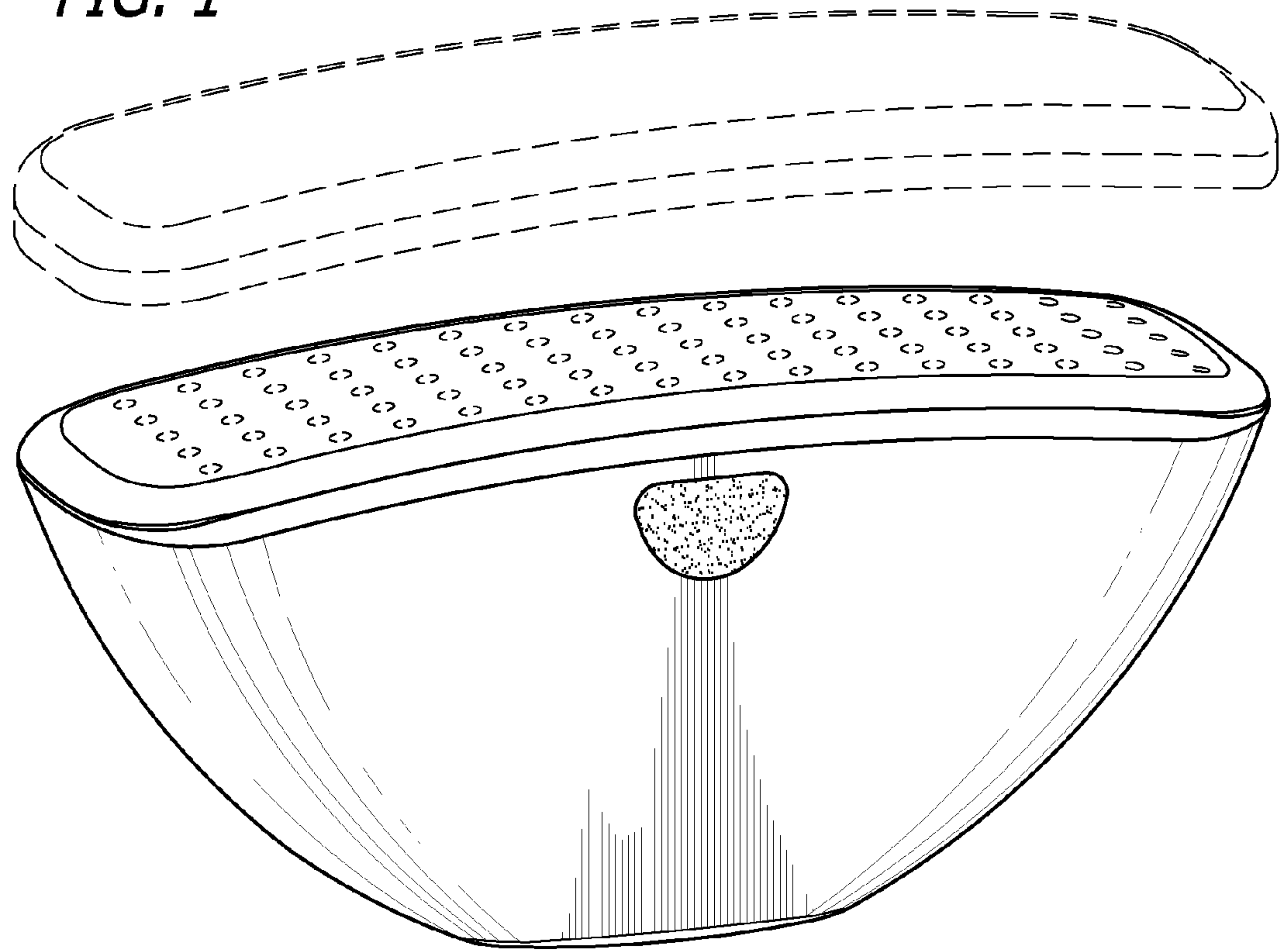


FIG. 2

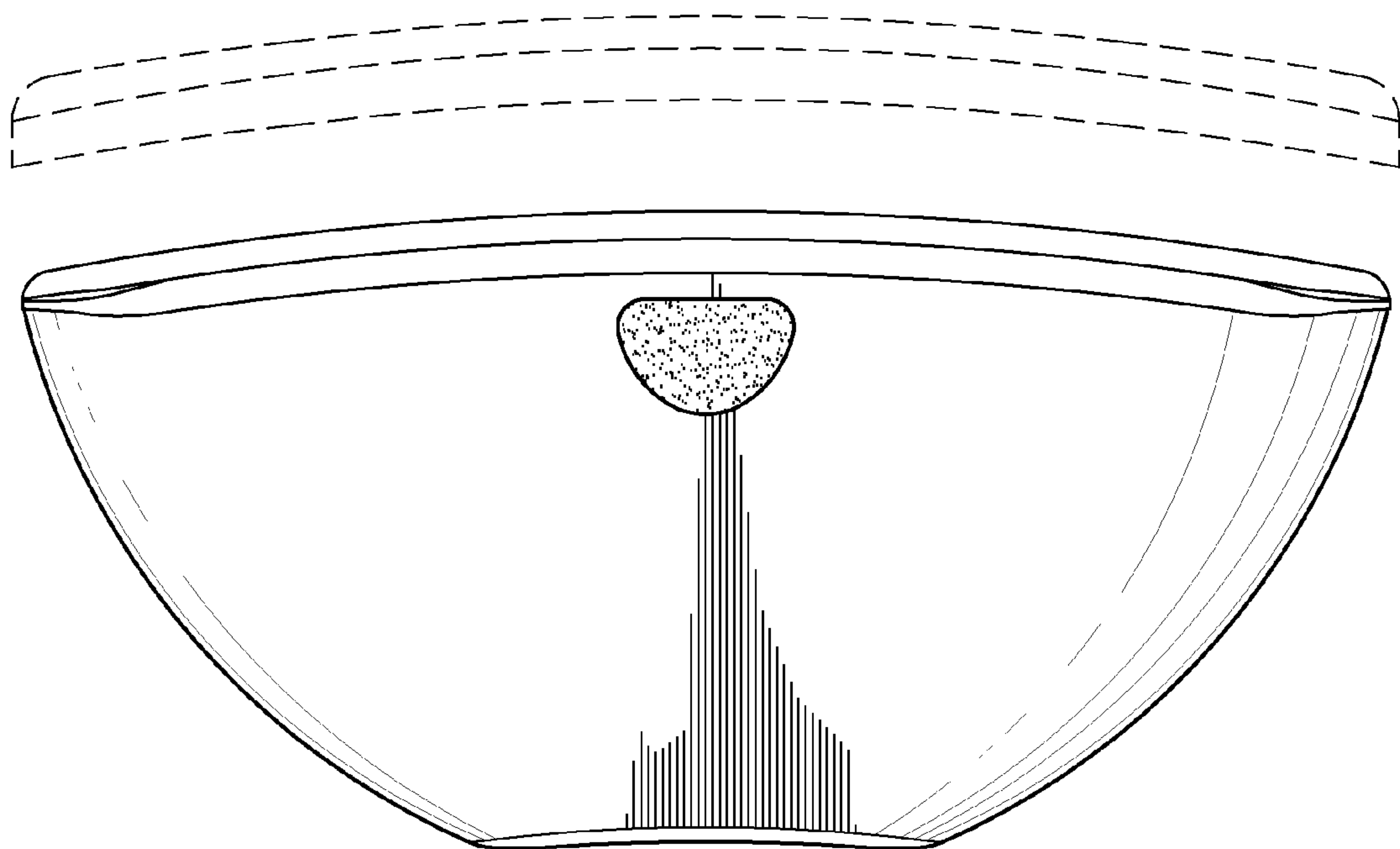


FIG. 3

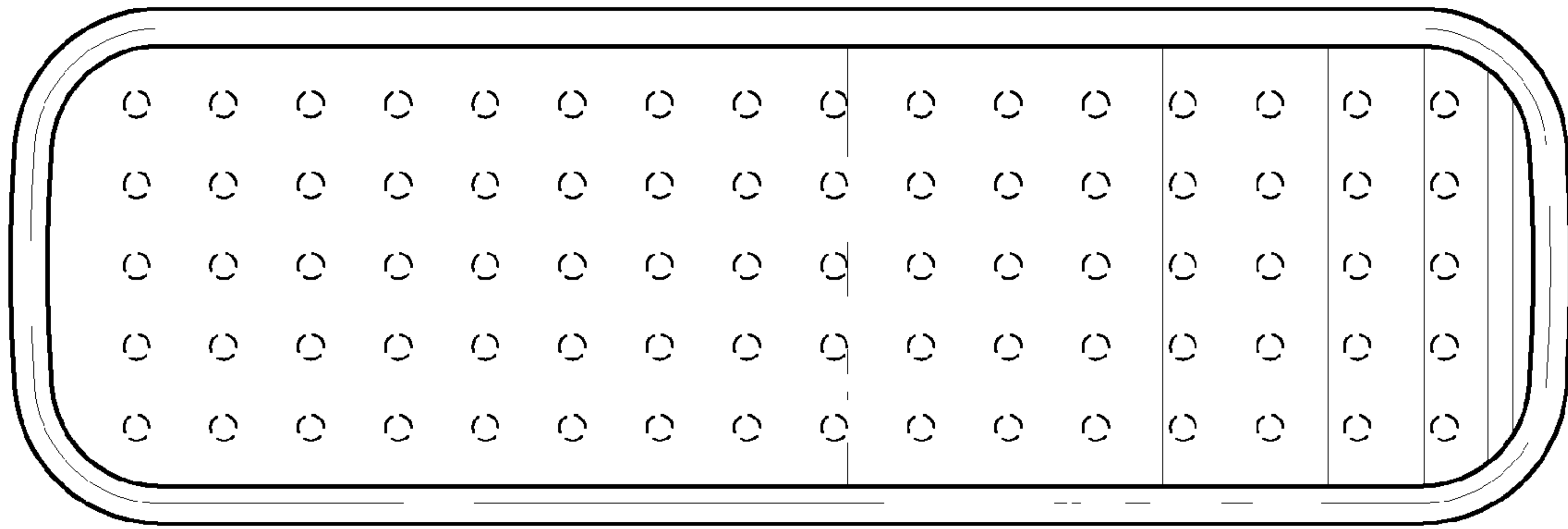


FIG. 4

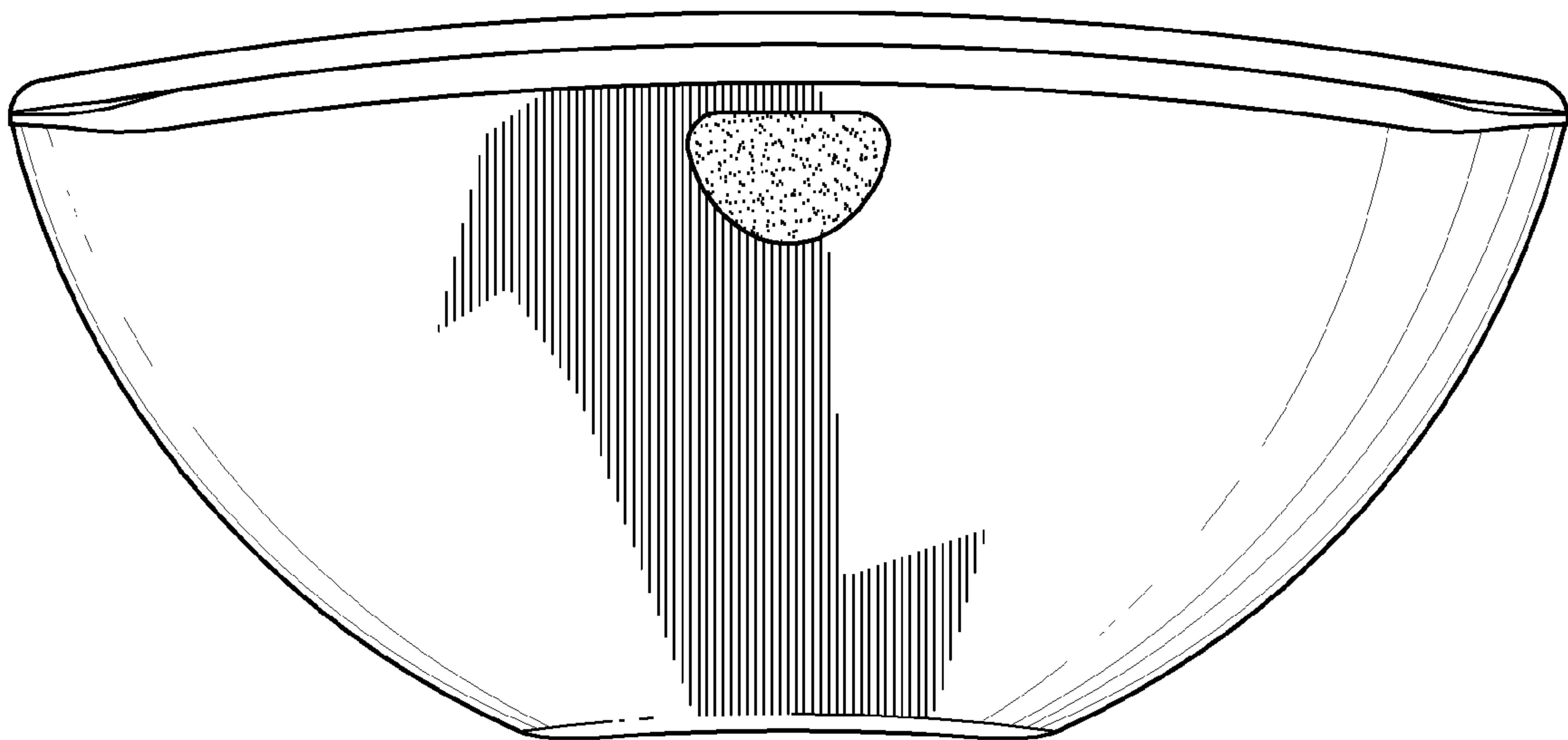


FIG. 5

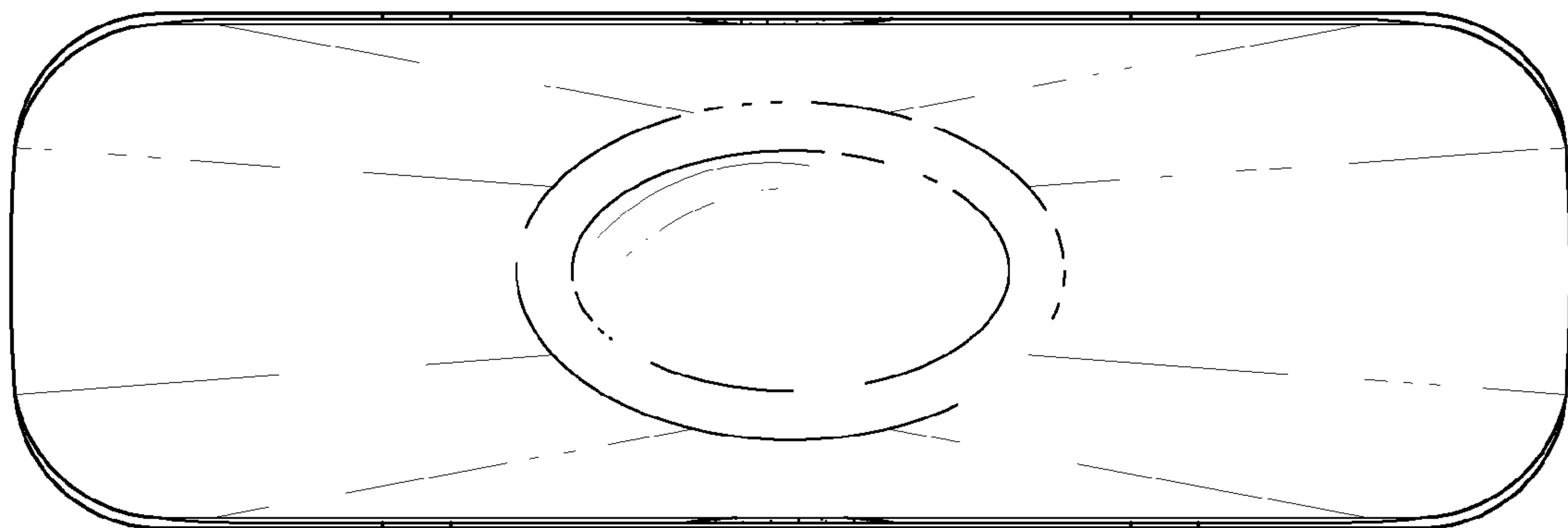


FIG. 6




FIG. 7

