



US00D604952S

(12) **United States Design Patent**
Metzger et al.

(10) **Patent No.:** **US D604,952 S**

(45) **Date of Patent:** **** Dec. 1, 2009**

(54) **BOARD CARRIER**

(76) Inventors: **Paul Metzger**, 1209 N. Kings Rd., #8,
West Hollywood, CA (US) 90069; **Jeff Metzger**, 1209 N. Kings Rd., #8, West
Hollywood, CA (US) 90069

(**) Term: **14 Years**

(21) Appl. No.: **29/291,882**

(22) Filed: **Sep. 20, 2007**

(51) **LOC (9) Cl.** **03-01**

(52) **U.S. Cl.** **D3/261**

(58) **Field of Classification Search** D3/221,
D3/254, 261, 269, 287, 327, 904; 224/257,
224/264, 581, 587, 600, 613, 617, 644, 651,
224/658, 664, 901.4, 901.6

See application file for complete search history.

(56) **References Cited**

U.S. PATENT DOCUMENTS

D258,703 S * 3/1981 Ogle et al. D3/261
5,344,056 A * 9/1994 Challoner et al. 224/581
D461,052 S * 8/2002 Vazquez D3/290
6,536,639 B1 * 3/2003 Frank 224/257

6,585,137 B1 * 7/2003 Archuleta 224/617
6,672,494 B1 * 1/2004 Fernandez 224/576
D488,924 S * 4/2004 Miller D3/228
6,736,302 B1 * 5/2004 Brownlee 224/607
D524,539 S * 7/2006 Metzger et al. D3/261
D573,791 S * 7/2008 Metzger et al. D3/261

* cited by examiner

Primary Examiner—Raphael Barkai
Assistant Examiner—Randall H Gholson

(57) **CLAIM**

The ornamental design for a board carrier, as shown.

DESCRIPTION

FIG. 1 is a top plan view of a board carrier showing my new design;

FIG. 2 is a left side view thereof;

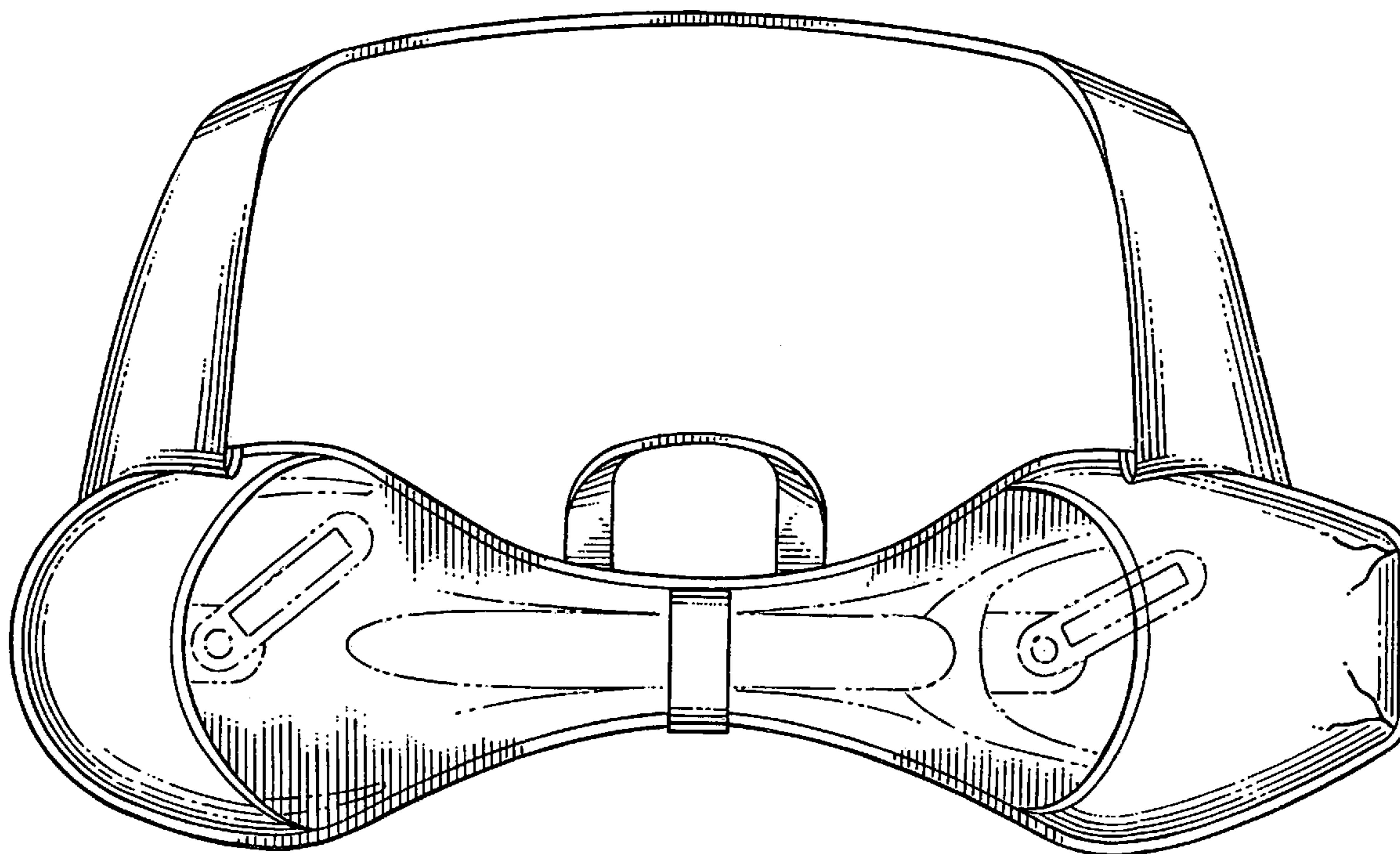
FIG. 3 is a right side view thereof;

FIG. 4 is a left end view thereof;

FIG. 5 is a right end view thereof; and,

FIG. 6 is a bottom plan view thereof.

1 Claim, 4 Drawing Sheets



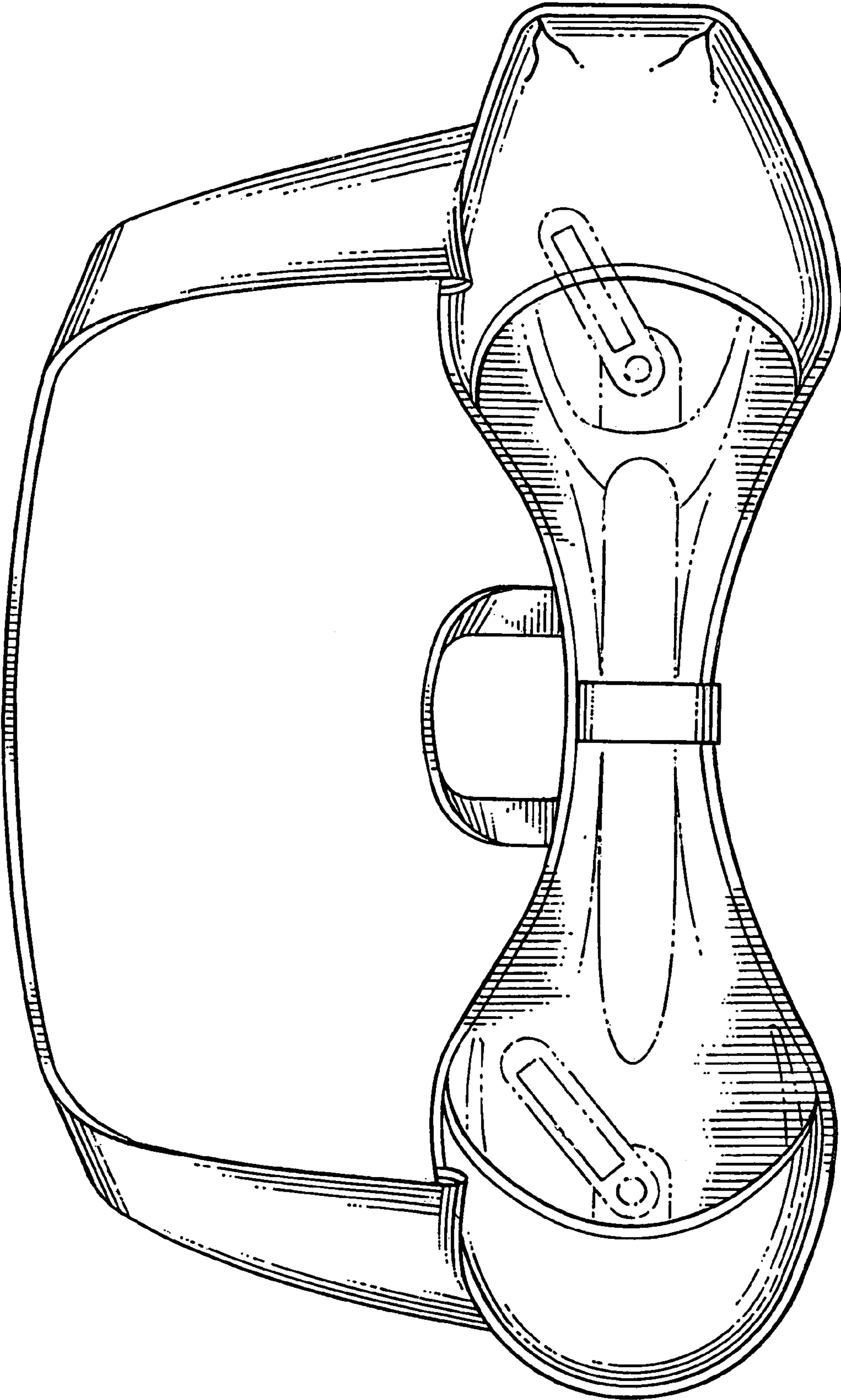


FIG. 1

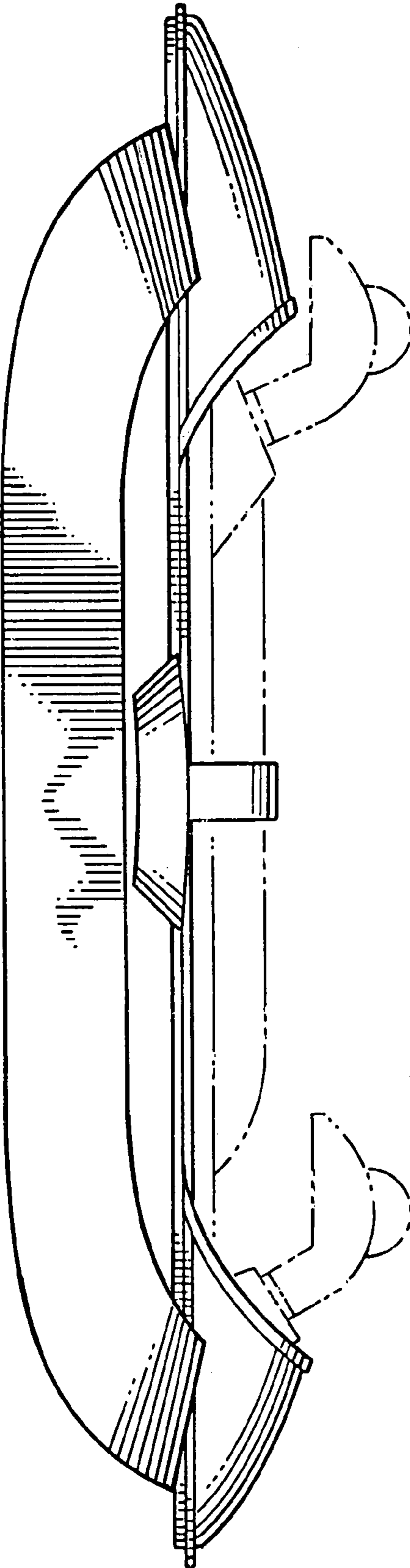


FIG. 2

FIG. 3

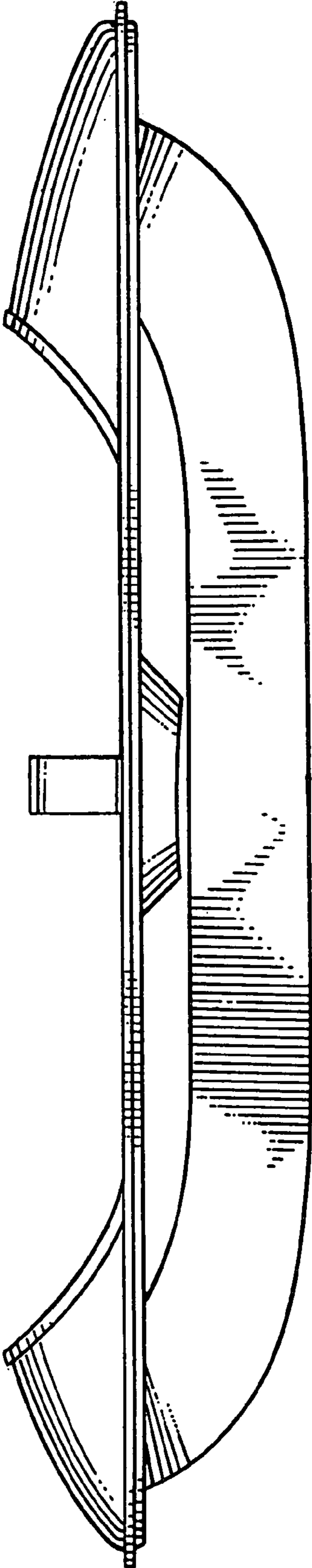


FIG. 5

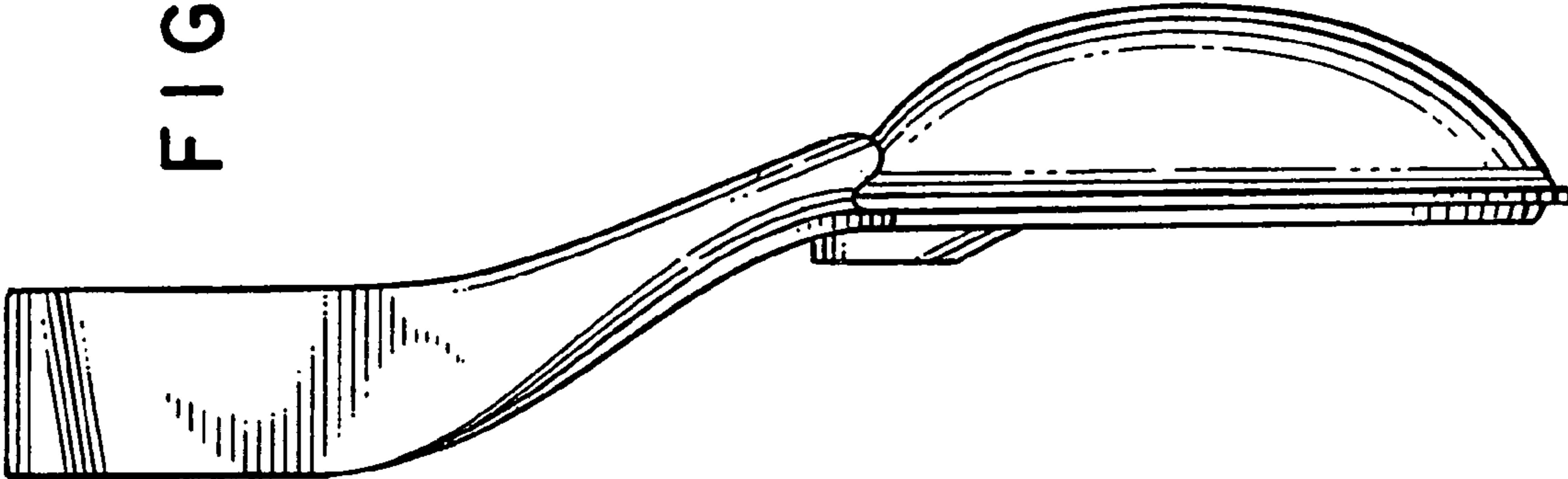


FIG. 4

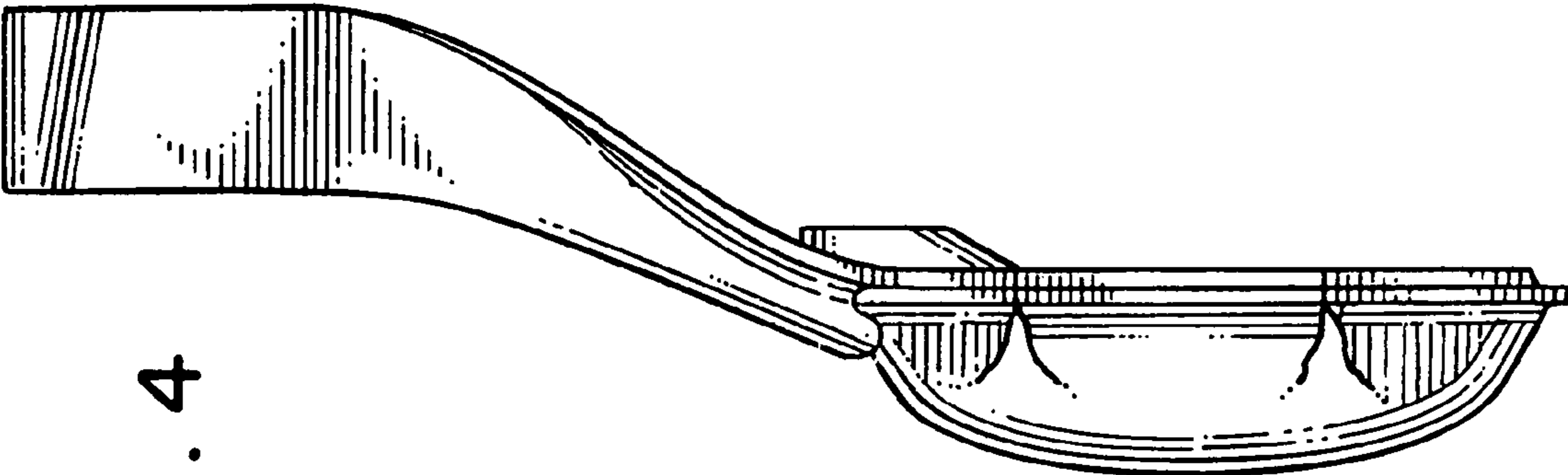


FIG. 6

