



US00D604946S

(12) **United States Design Patent**
Drake

(10) **Patent No.:** **US D604,946 S**

(45) **Date of Patent:** **** Dec. 1, 2009**

(54) **FISHING ROD HOLDER**

(76) **Inventor:** **Matthew B. Drake**, 215 S. Bridge St.,
Christiana, PA (US) 17509

(**) **Term:** **14 Years**

(21) **Appl. No.:** **29/333,108**

(22) **Filed:** **Mar. 3, 2009**

(51) **LOC (9) Cl.** **03-01**

(52) **U.S. Cl.** **D3/221; D22/147**

(58) **Field of Classification Search** D3/221,
D3/228, 229; D22/147, 138; 224/251, 535,
224/537, 569, 571, 200, 922, 242, 222, 673,
224/904; 43/21.2; 248/156

See application file for complete search history.

(56) **References Cited**

U.S. PATENT DOCUMENTS

2,709,544 A	5/1955	Barringer	222/5
2,781,958 A *	2/1957	Lewandowski	224/922
2,954,909 A *	10/1960	Miller et al.	224/200
3,874,573 A	4/1975	Fruscella et al.	224/5 E
3,917,134 A	11/1975	Tumlinson	224/5 E
4,081,115 A	3/1978	White et al.	224/5 E
4,372,072 A *	2/1983	Comeau	43/21.2
D290,549 S	6/1987	Smith	D3/100
4,739,914 A	4/1988	Potheses	224/253
D295,776 S	5/1988	Johansen	D22/147
4,872,600 A *	10/1989	Corbin	224/251
4,896,806 A	1/1990	Sanchez, Jr.	224/242
D318,954 S	8/1991	Parkhurst	D3/100
5,044,109 A	9/1991	Fast	43/21.2
5,123,578 A	6/1992	Morse	224/151
D333,915 S	3/1993	Clark	D3/104
D335,031 S	4/1993	Resnik et al.	D3/104
D335,961 S	6/1993	Fisher	D3/104
5,386,932 A	2/1995	Gross	224/200
5,460,306 A *	10/1995	Rudd	224/922
5,488,799 A	2/1996	Hauschild	43/26

5,511,336 A	4/1996	Bishop	43/21.2
5,520,312 A	5/1996	Maddox	224/607
5,697,183 A	12/1997	Walker	43/21.2
5,813,162 A	9/1998	Tse et al.	43/21.2
D407,137 S *	3/1999	Thompson	D22/147
5,992,717 A	11/1999	Clewes et al.	224/251
6,003,746 A	12/1999	Richardson	224/200
6,029,872 A	2/2000	Ellington	224/251
6,129,251 A	10/2000	Lajoie	224/197
6,141,898 A	11/2000	Shelton	43/21.2
6,237,821 B1	5/2001	Owen	224/200
6,357,639 B1	3/2002	Williams	224/222
D464,705 S	10/2002	Ratliffe	D22/147
6,591,542 B1	7/2003	Jordan	43/21.2
D523,109 S *	6/2006	Palmer, Jr.	D22/147
7,086,195 B2	8/2006	Borgeat	43/18.1
2007/0234630 A1	10/2007	Williams et al.	43/21.2

* cited by examiner

Primary Examiner—Catherine R Oliver

(74) *Attorney, Agent, or Firm*—Mendelsohn, Drucker &
Associates, P.C.; Kevin M. Drucker

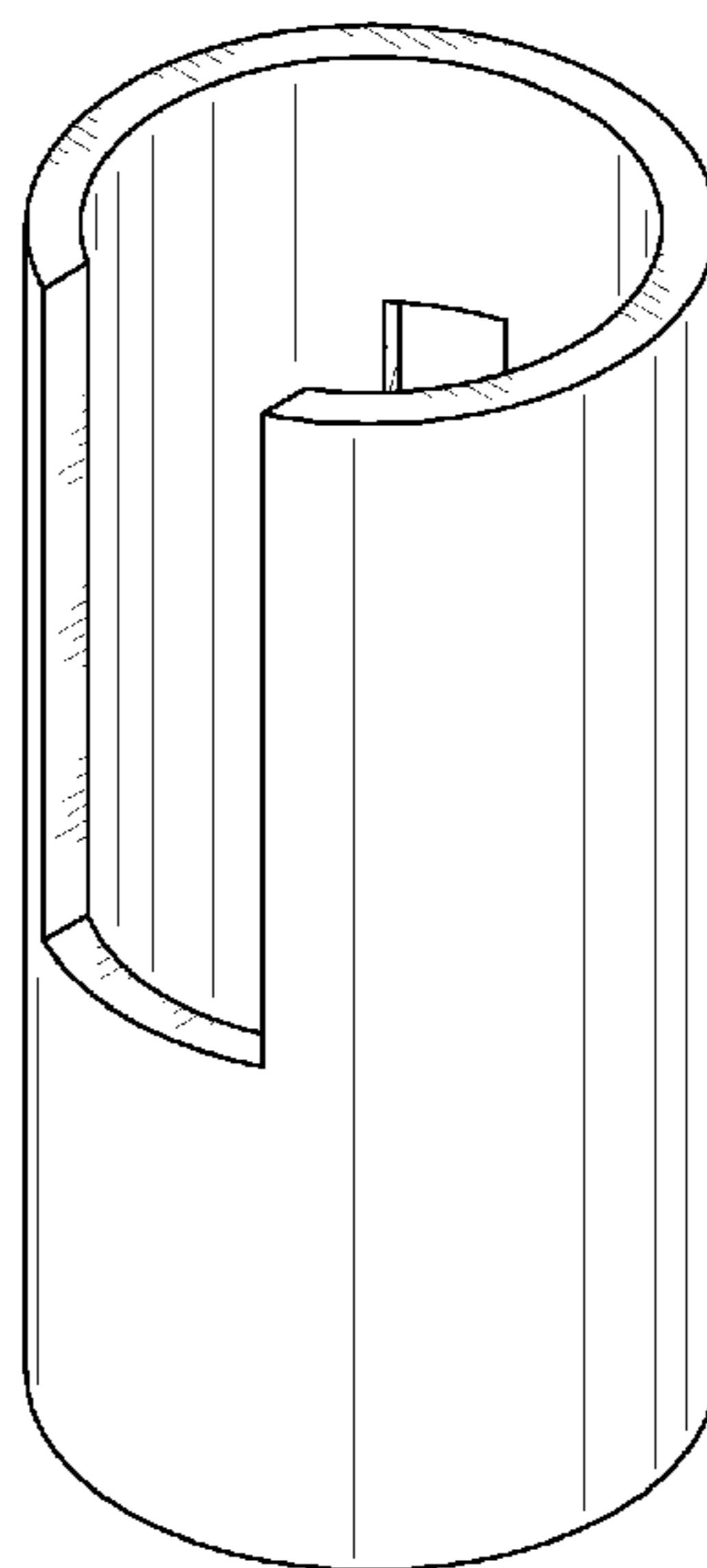
(57) **CLAIM**

I claim the ornamental design for a fishing rod holder, as shown and described.

DESCRIPTION

FIG. 1 is a front perspective view of the fishing rod holder;
FIG. 2 is a rear perspective view thereof;
FIG. 3 is a front elevation view thereof;
FIG. 4 is a rear elevation view thereof;
FIG. 5 is a right side view thereof;
FIG. 6 is a left side view thereof;
FIG. 7 is a top plan view thereof; and,
FIG. 8 is a bottom plan view thereof.

1 Claim, 4 Drawing Sheets



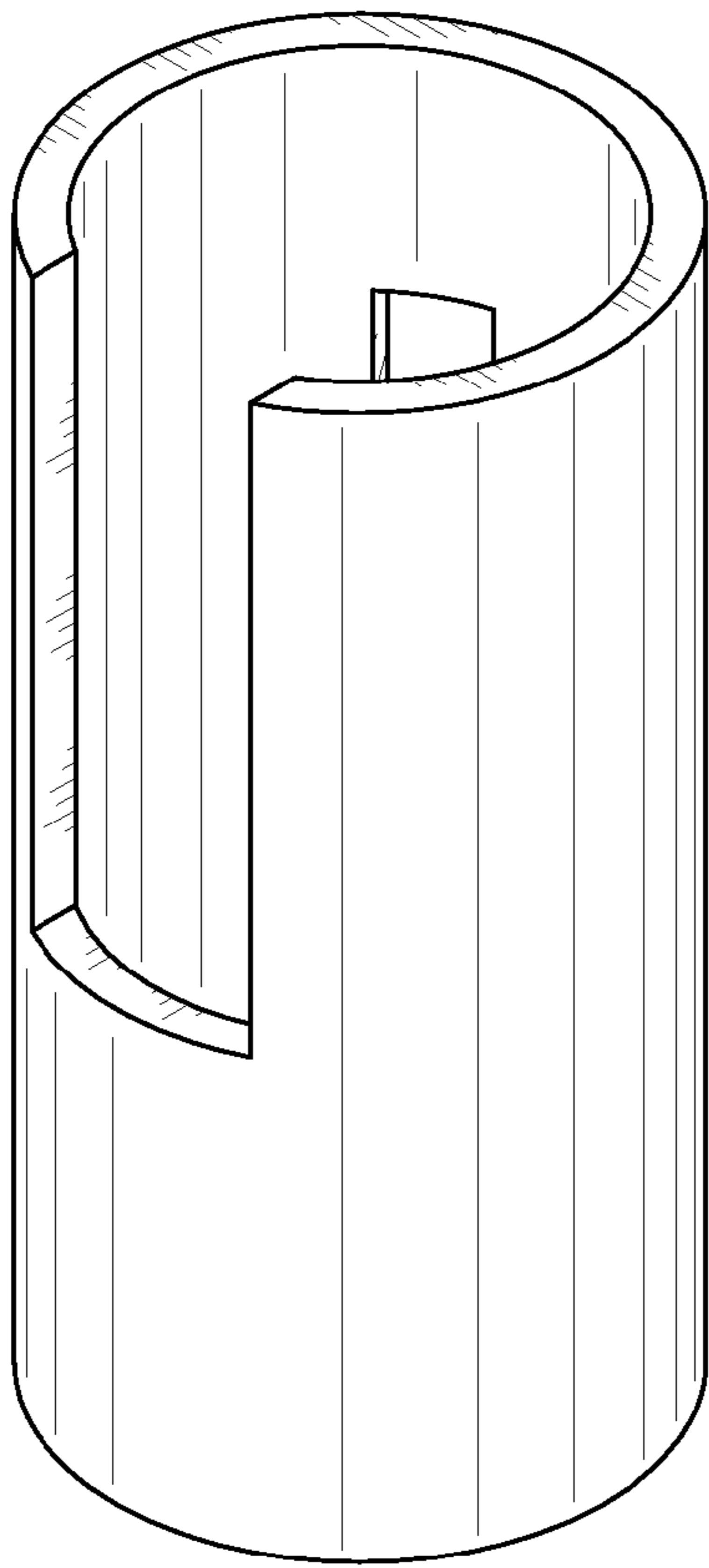


FIG. 1




FIG. 2

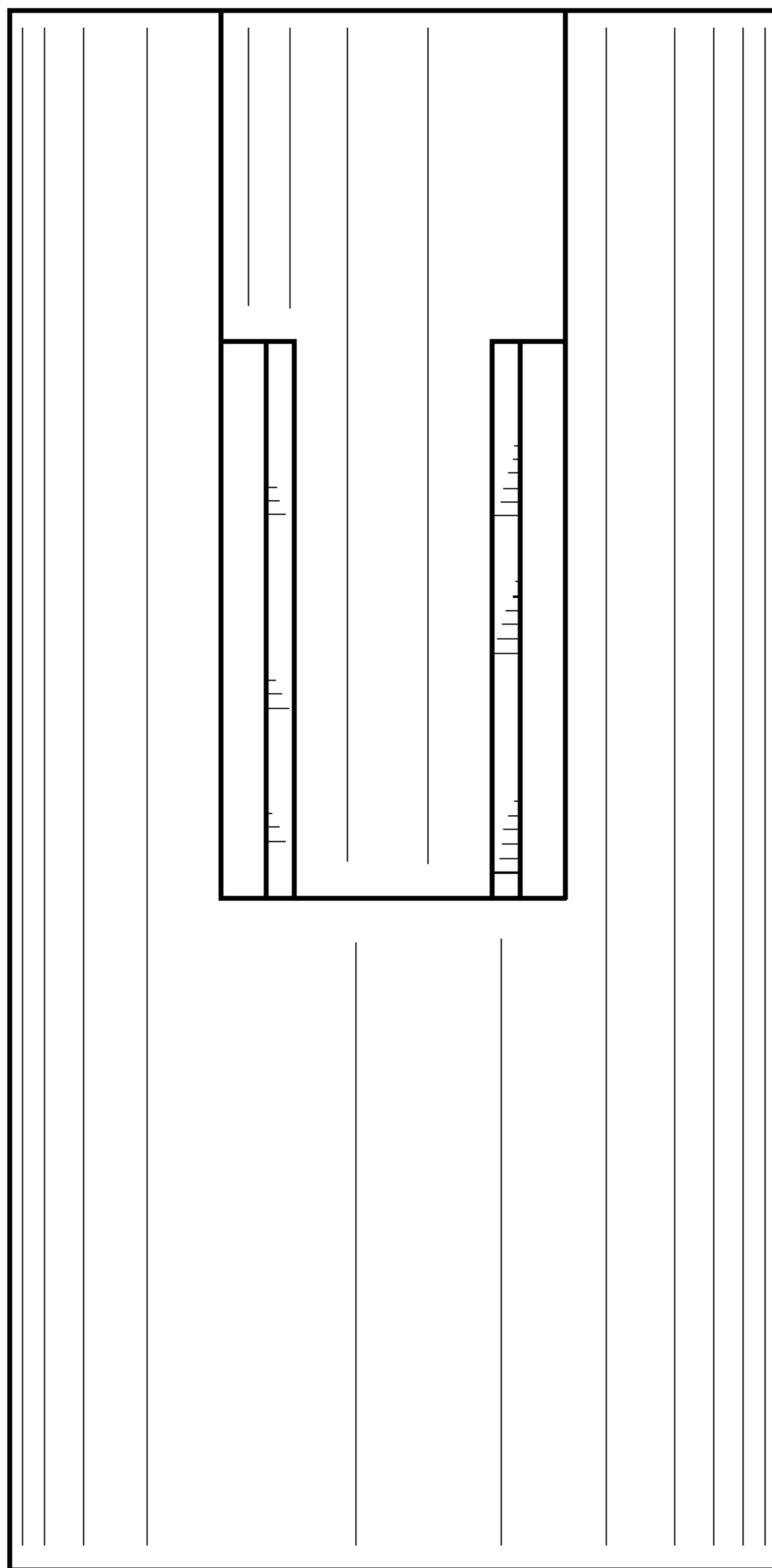


FIG. 3

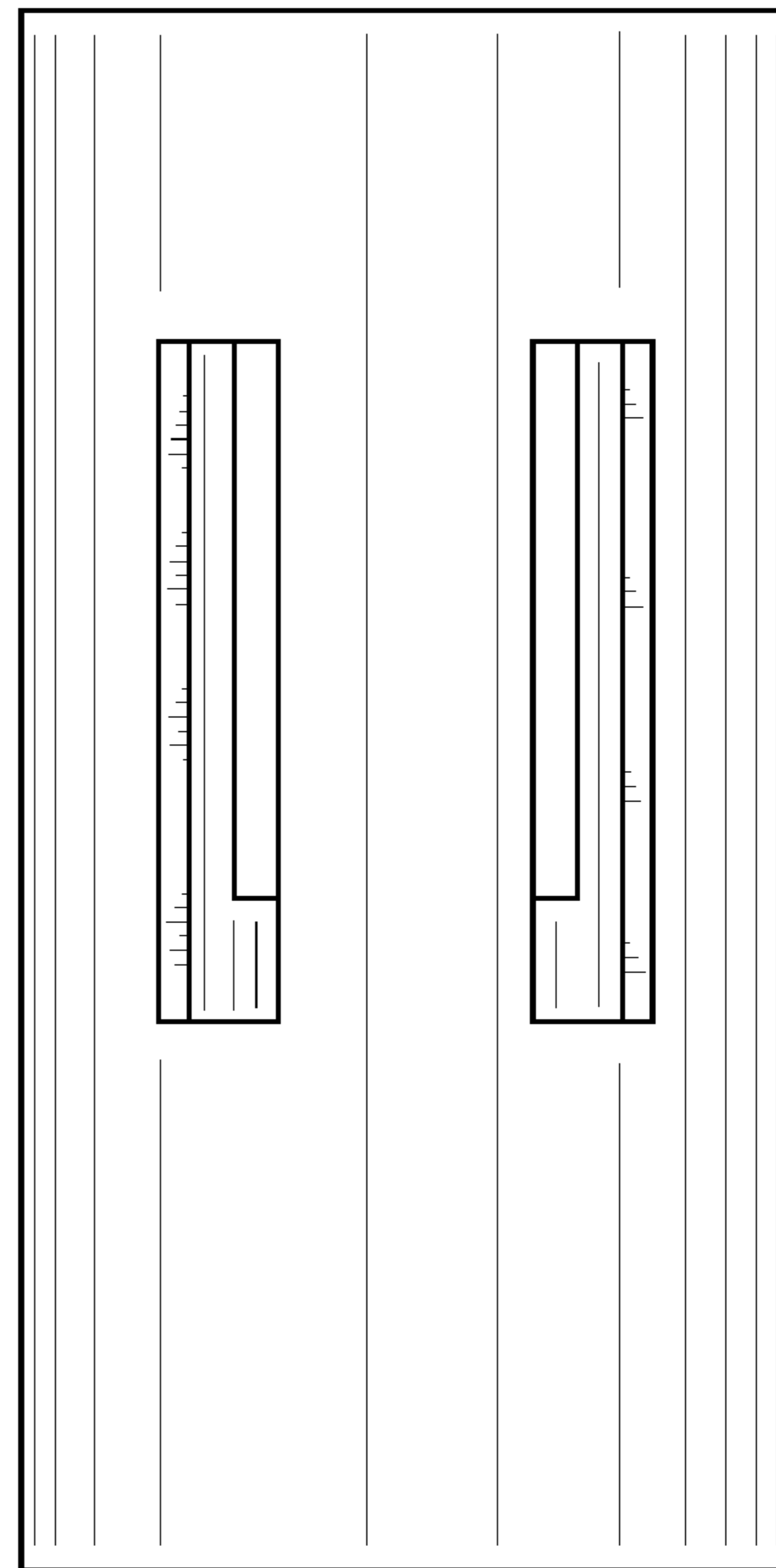


FIG. 4

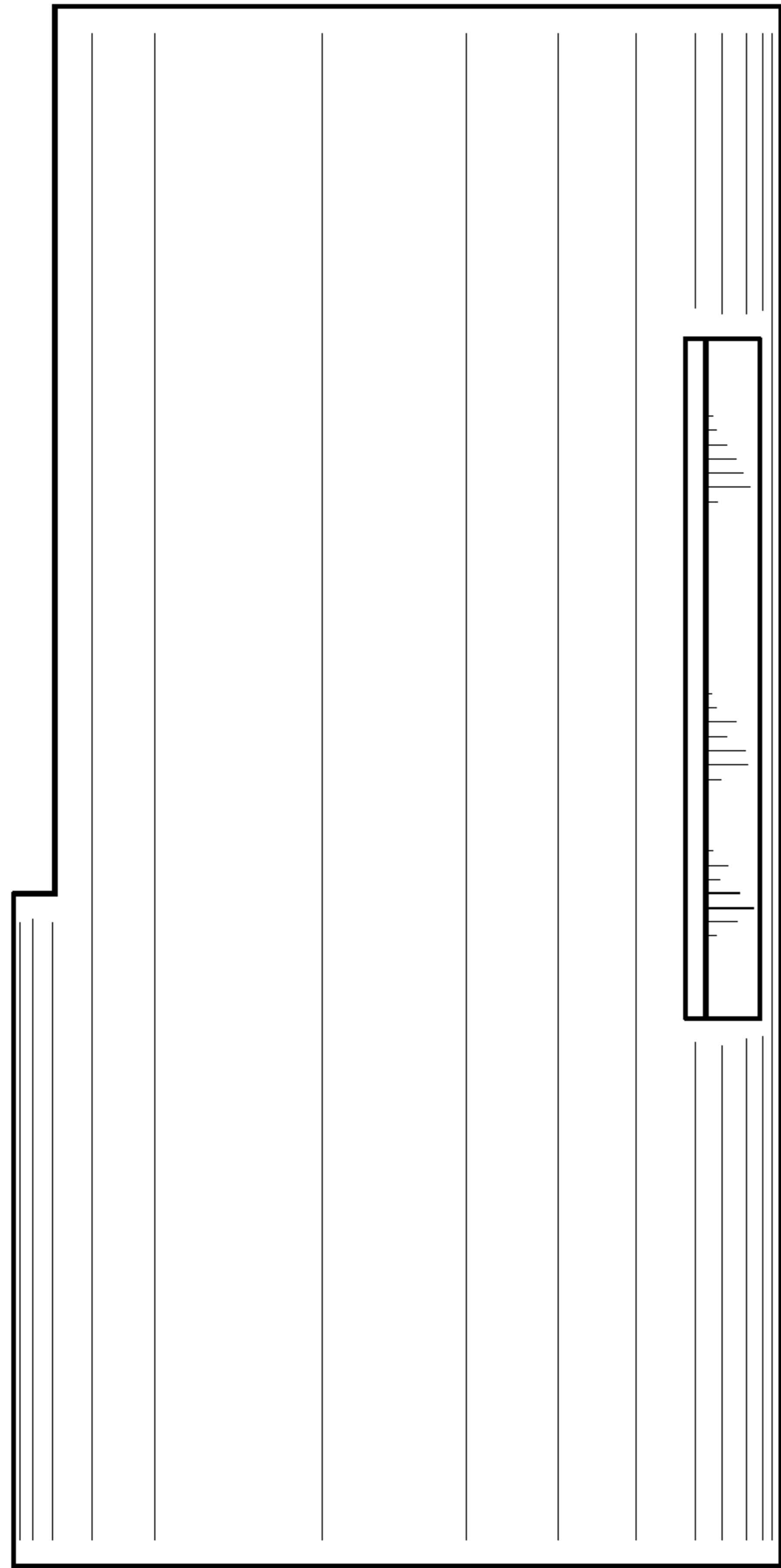


FIG. 5

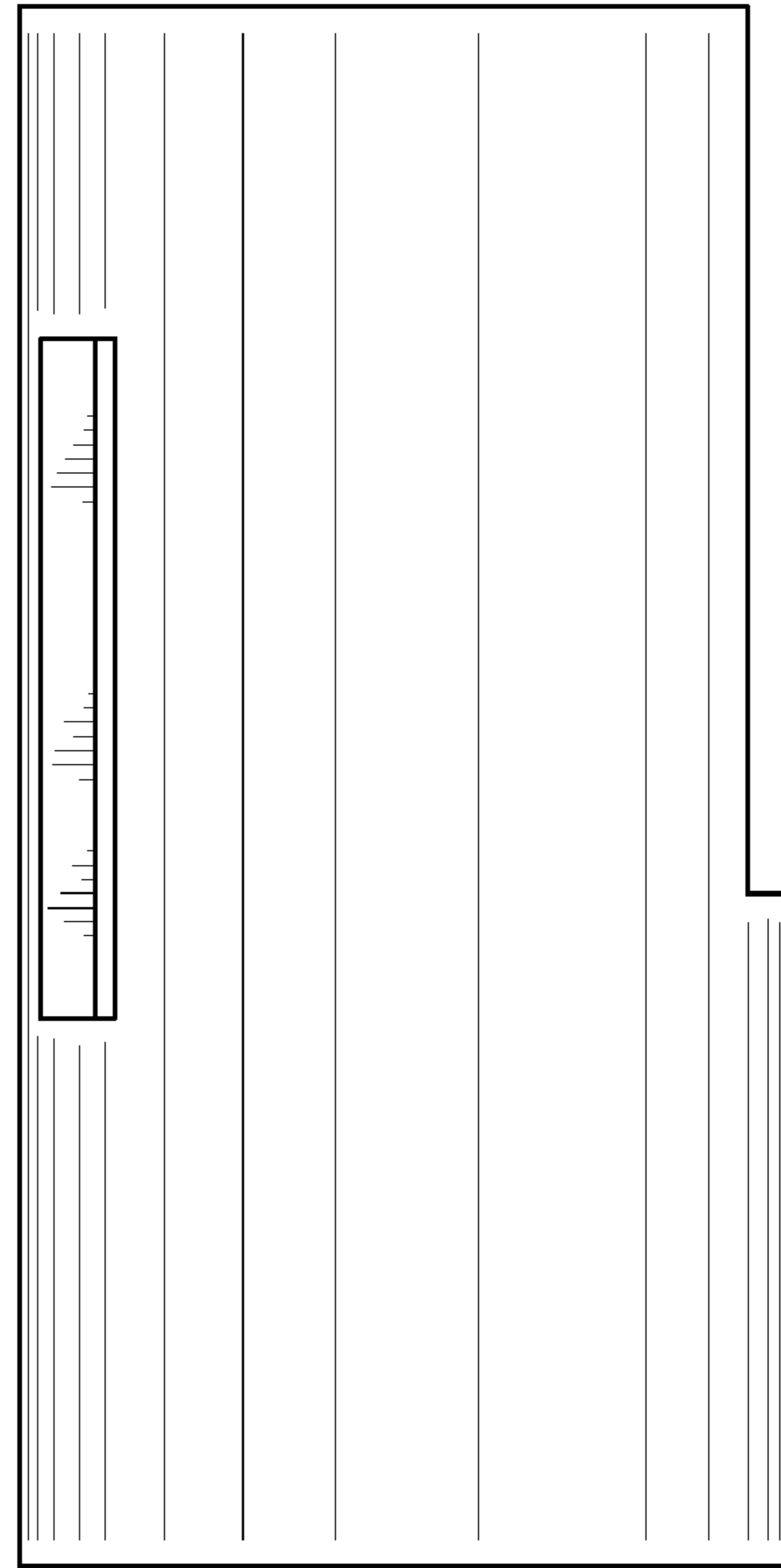


FIG. 6

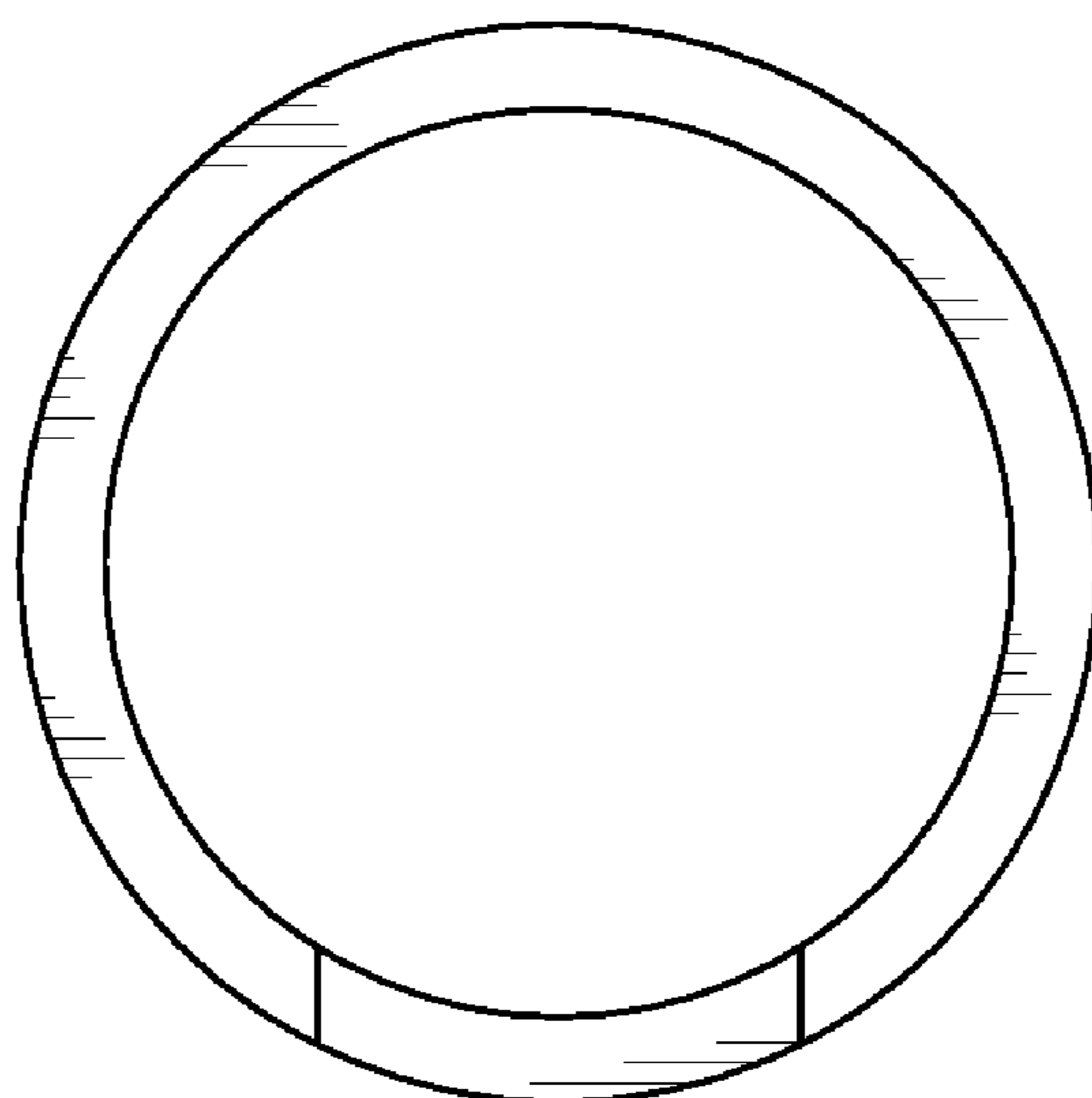


FIG. 7

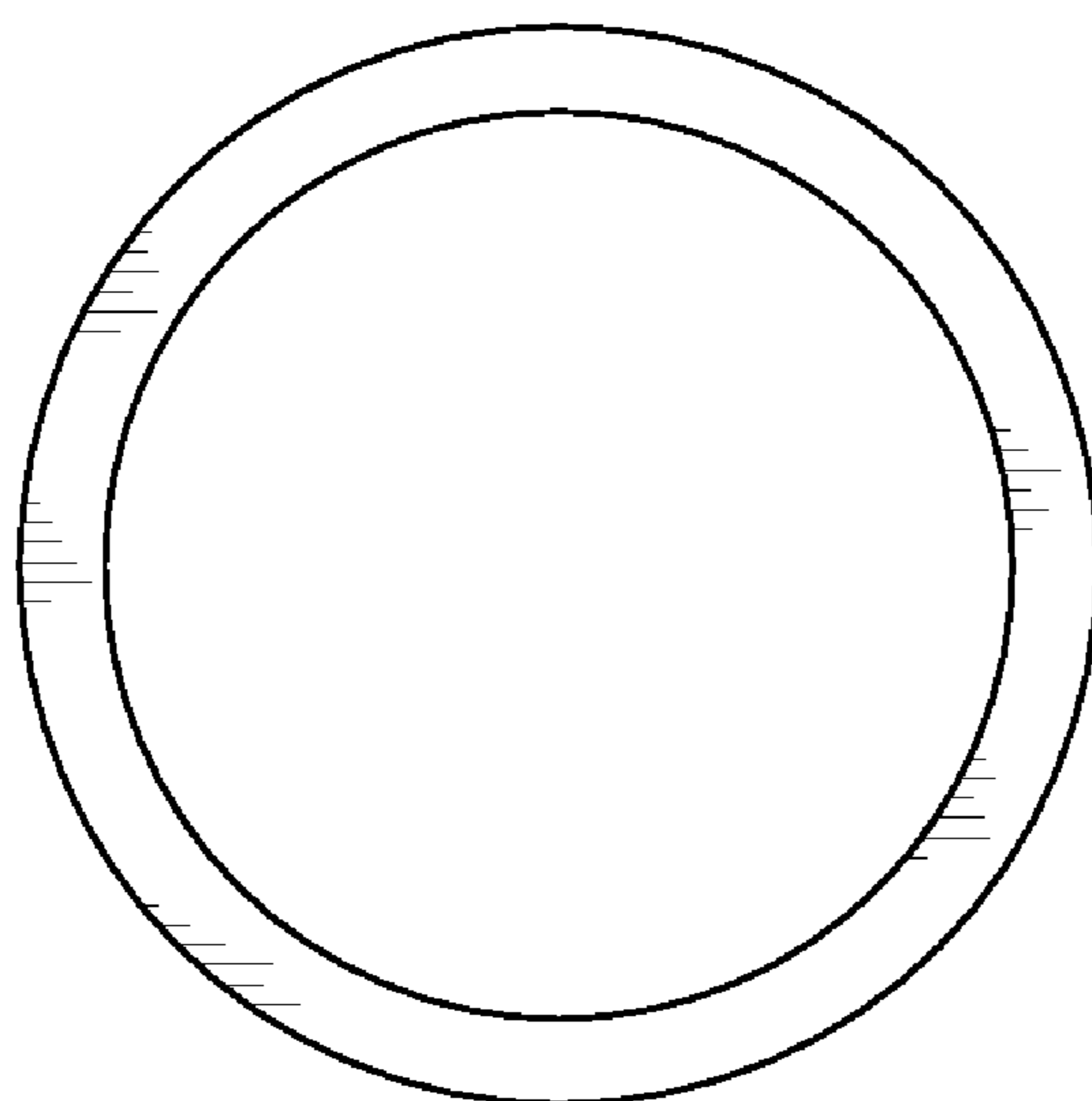


FIG. 8