



US00D604942S

(12) **United States Design Patent**
Smith

(10) **Patent No.:** **US D604,942 S**

(45) **Date of Patent:** **** Dec. 1, 2009**

(54) **FLASK**

D499,026 S * 11/2004 Kunesh D9/521
D572,084 S * 7/2008 Blake D7/513

(75) Inventor: **Brooke C. Smith**, Costa Mesa, CA (US)

OTHER PUBLICATIONS

(73) Assignee: **SureFire, LLC**, Fountain Valley, CA (US)

Surefire Sound Suppressors Catalog 2008; www.surefiresuppressors.com; 2007-2008.

(**) Term: **14 Years**

* cited by examiner

(21) Appl. No.: **29/306,119**

Primary Examiner—Catherine R Oliver

(74) *Attorney, Agent, or Firm*—Haynes and Boone, LLP

(22) Filed: **Apr. 2, 2008**

(57) **CLAIM**

(51) **LOC (9) Cl.** **09-02**

The ornamental design for a flask, as shown and described.

(52) **U.S. Cl.** **D3/202**

(58) **Field of Classification Search** D3/202,
D3/229; D7/509, 513, 612; 224/148.2; 206/361;
D9/516, 521, 530, 533, 545, 767, 772, 780,
D9/904

DESCRIPTION

See application file for complete search history.

FIG. 1 is a front perspective view of a flask showing my new design;

FIG. 2 is a left side elevational view thereof

FIG. 3 is a rear elevational view thereof

FIG. 4 is a top plan view thereof; and,

FIG. 5 is a bottom plan view thereof.


The dashed lines in FIGS. 1–5 are shown for illustrative purposes and form no part of the claimed design.

(56) **References Cited**

U.S. PATENT DOCUMENTS

D203,629 S * 2/1966 Brock D9/780
D407,210 S * 3/1999 Lauth, III D3/202
D413,432 S * 9/1999 Much D3/202
D424,431 S * 5/2000 Suzuki D3/301
D495,208 S * 8/2004 Putnam D7/509

1 Claim, 3 Drawing Sheets






FIG. 1

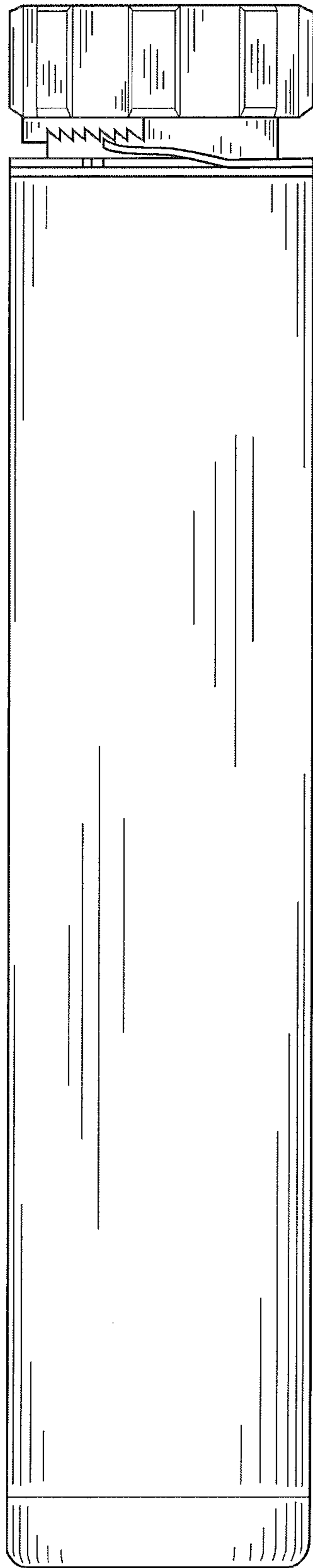


FIG. 2

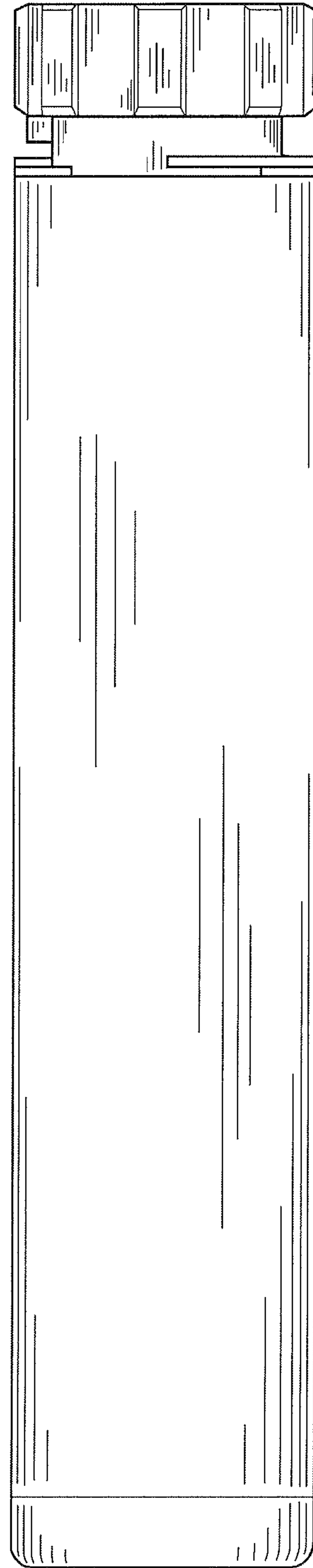


FIG. 3

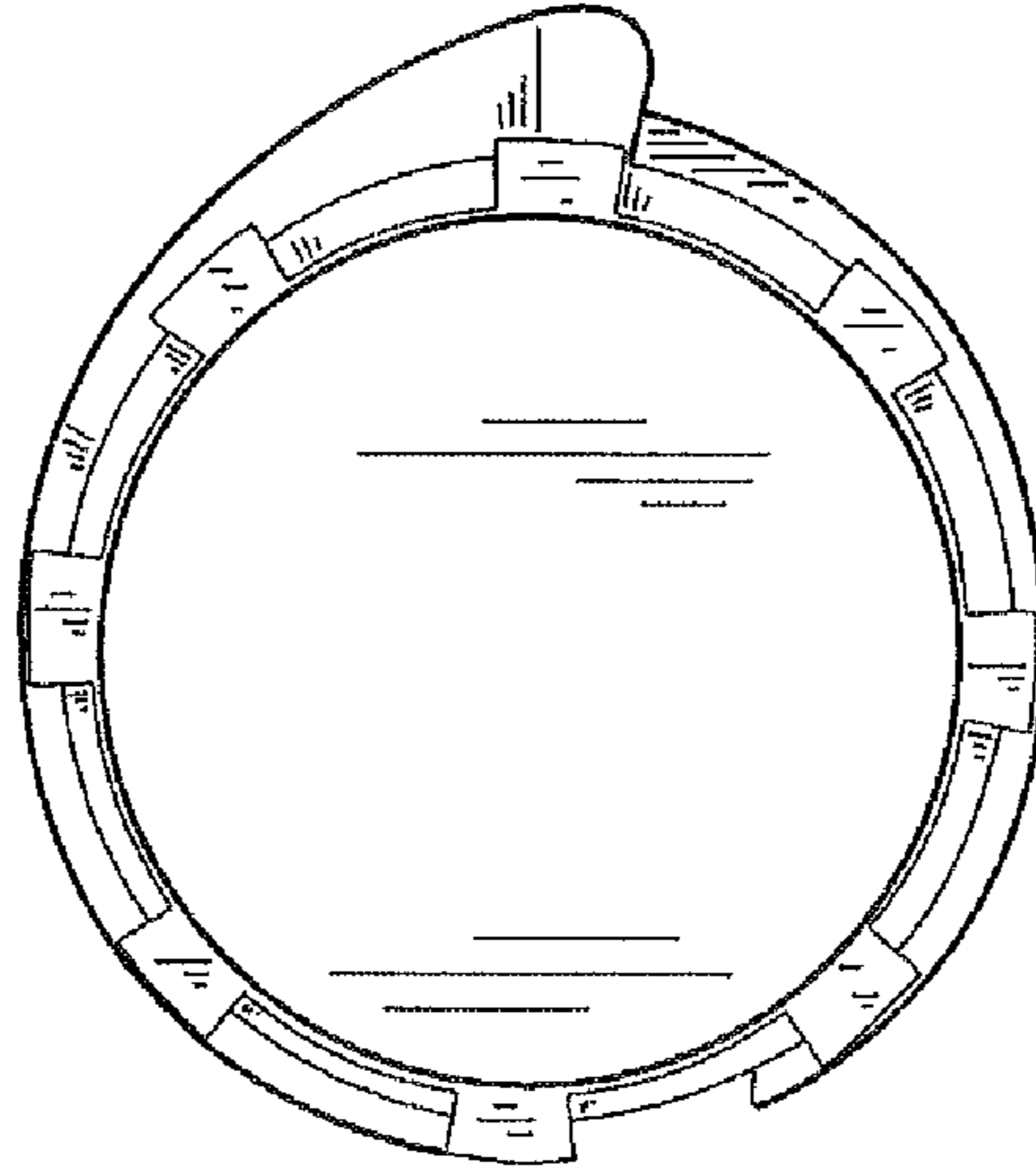


FIG. 4

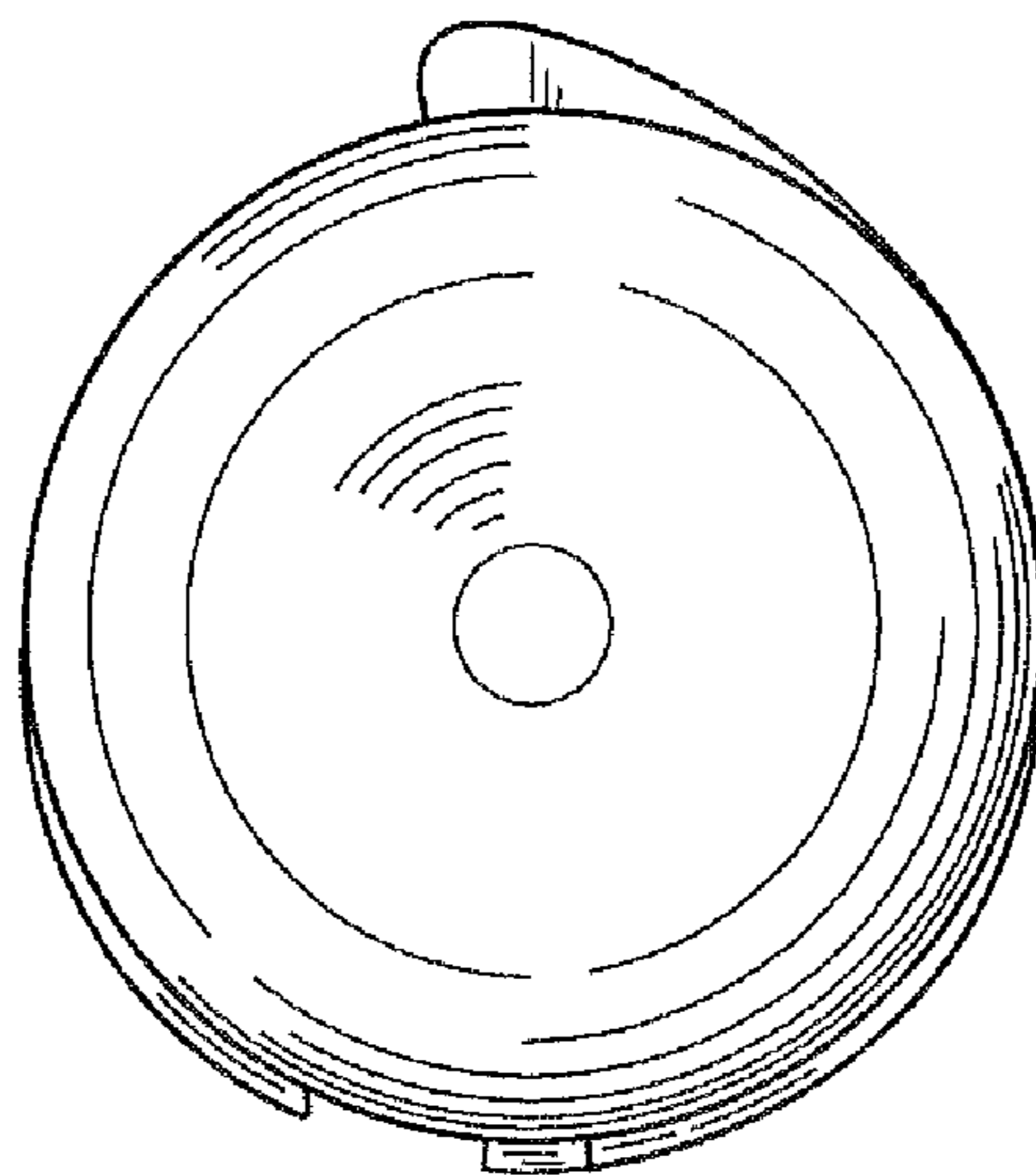


FIG. 5