



US00D604940S

(12) **United States Design Patent**
Collier

(10) **Patent No.:** **US D604,940 S**

(45) **Date of Patent:** **** Dec. 1, 2009**

(54) **ORNAMENT BASE FOR A SHOE**

(75) Inventor: **James Dale Collier**, Henderson, NV
(US)

(73) Assignee: **Rockwings, Ltd.**, Henderson, NV (US)

(**) Term: **14 Years**

(21) Appl. No.: **29/310,446**

(22) Filed: **Aug. 18, 2008**

(51) **LOC (9) Cl.** **02-99**

(52) **U.S. Cl.** **D2/976**

(58) **Field of Classification Search** D2/900,
D2/916-918, 943, 946, 969, 974, 976, 978;
36/45, 11.5, 90, 101, 3 A, 52, 137-139, 112
See application file for complete search history.

(56) **References Cited**

U.S. PATENT DOCUMENTS

3,070,907	A *	1/1963	Rocco	36/8.3
5,136,726	A *	8/1992	Kellin et al.	2/244
5,456,032	A *	10/1995	Matsumoto et al.	40/636
D383,085	S *	9/1997	Nyqvist	D11/86
5,673,501	A *	10/1997	Mathews	36/136
5,746,500	A *	5/1998	Chien	362/103
D404,337	S *	1/1999	Goodman et al.	D11/86
6,158,096	A *	12/2000	Bar	24/712.9
D554,847	S *	11/2007	Schmelzer et al.	D2/976
D578,299	S *	10/2008	Dennis	D2/976

D593,314 S * 6/2009 Stewart-White D2/976
2008/0060110 A1 * 3/2008 Schmelzer et al. 2/69

* cited by examiner

Primary Examiner—Stella M Reid
Assistant Examiner—Rashida C McCoy

(57) **CLAIM**

The ornamental design for an ornament base for a shoe, as shown and described.

DESCRIPTION

FIG. 1 is a top perspective view of an ornament base for a shoe showing my design in conjunction with a clog type shoe;

FIG. 2 is a side and top perspective view thereof;

FIG. 3 is a plan view thereof;

FIG. 4 is a front elevation view thereof, the rear view being a mirror image;

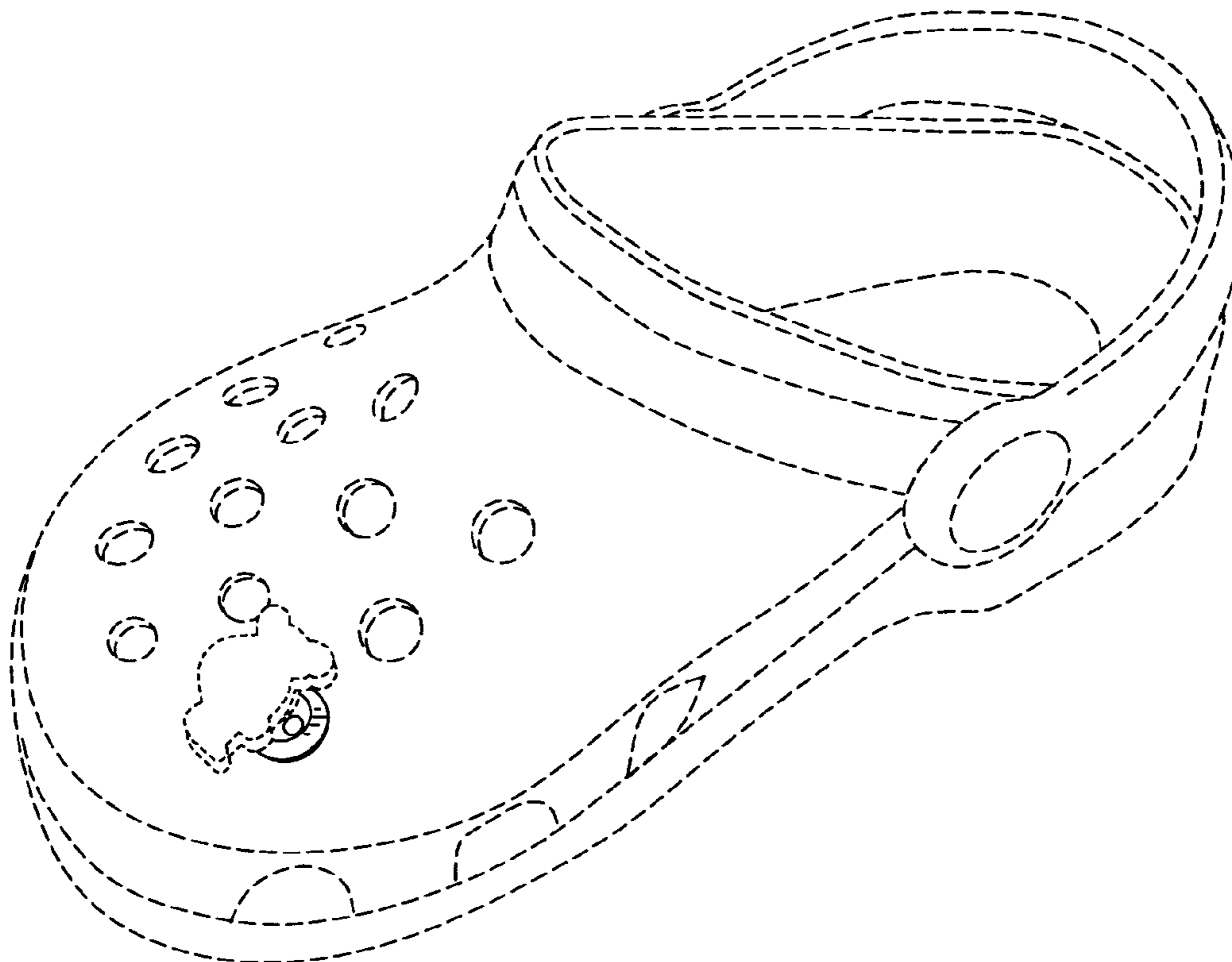
FIG. 5 is a left side elevation view thereof, and right side is being a mirror image;

FIG. 6 is a bottom perspective thereof; and,

FIG. 7 is a top perspective view of an ornament base for a shoe showing my design in conjunction with a shoelace type shoe; with the shoelace laced through the ornament base hole.

The broken lines shown in all figures are for illustrative purposes only and form no part of the claimed design.

1 Claim, 2 Drawing Sheets



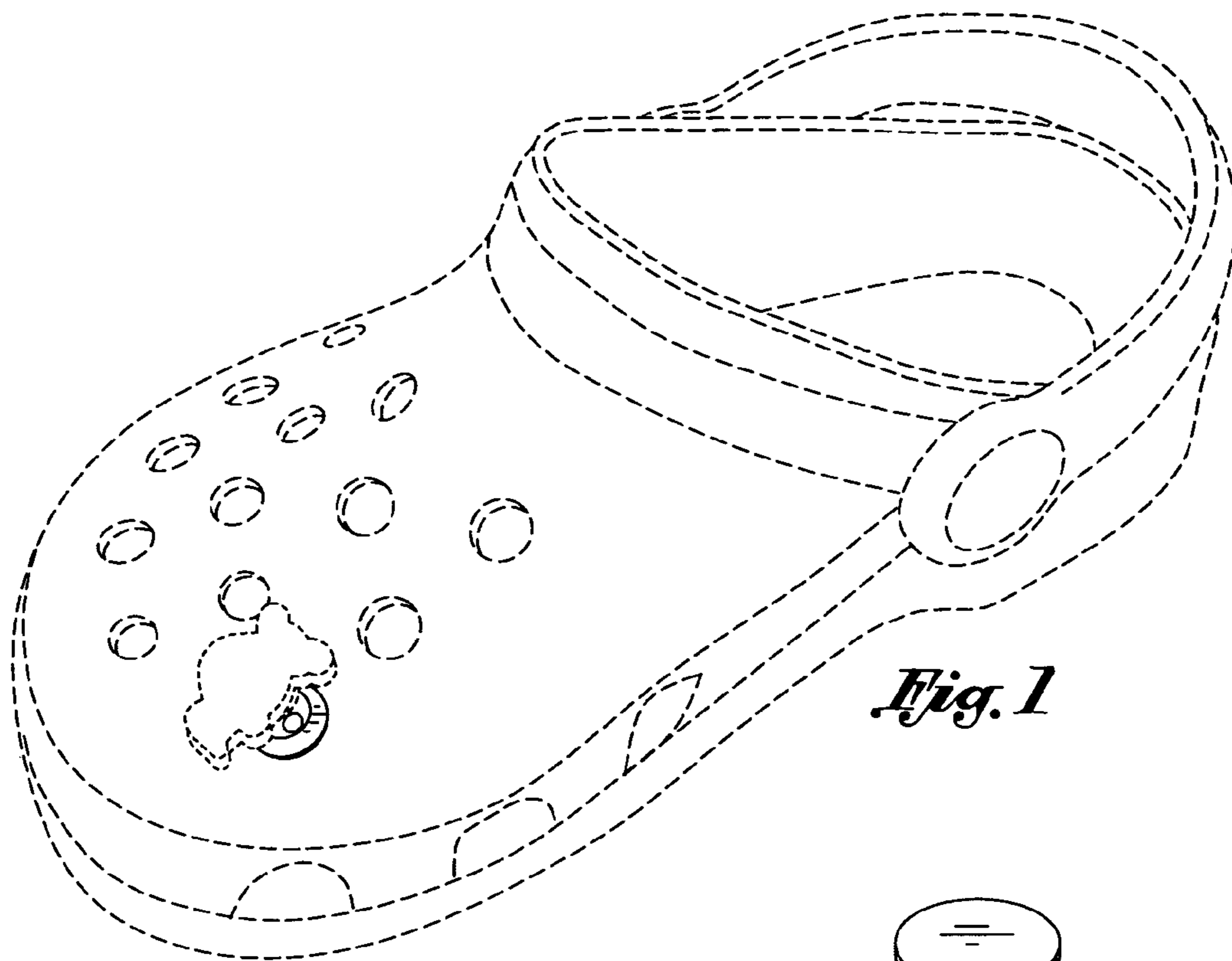


Fig. 1

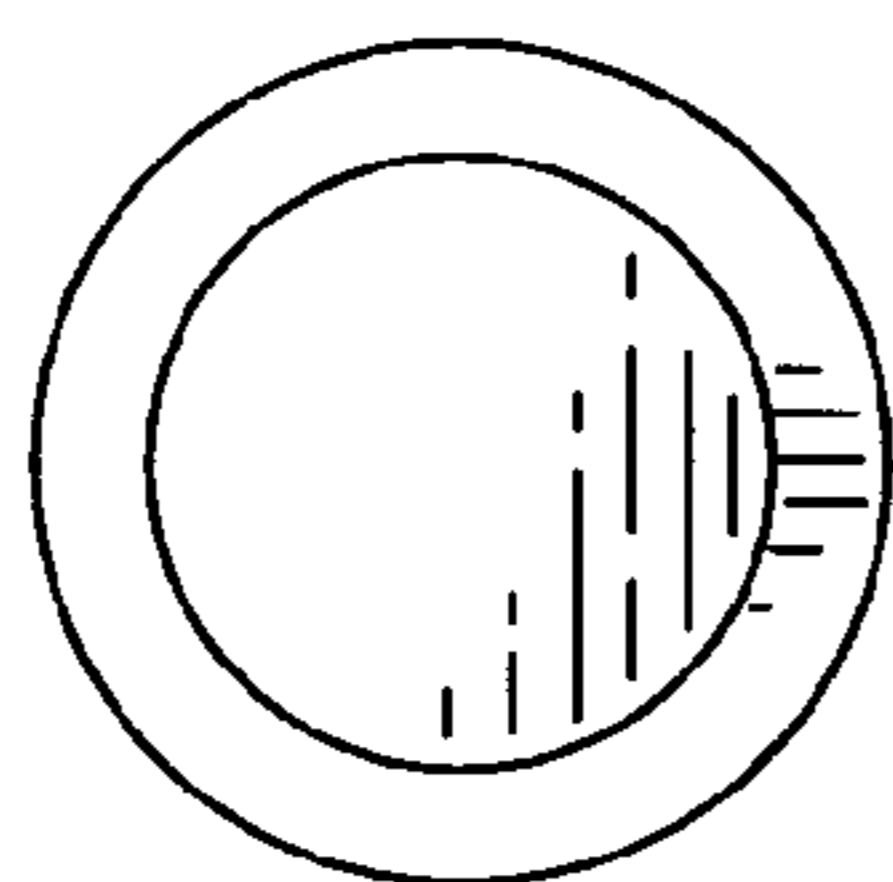


Fig. 3

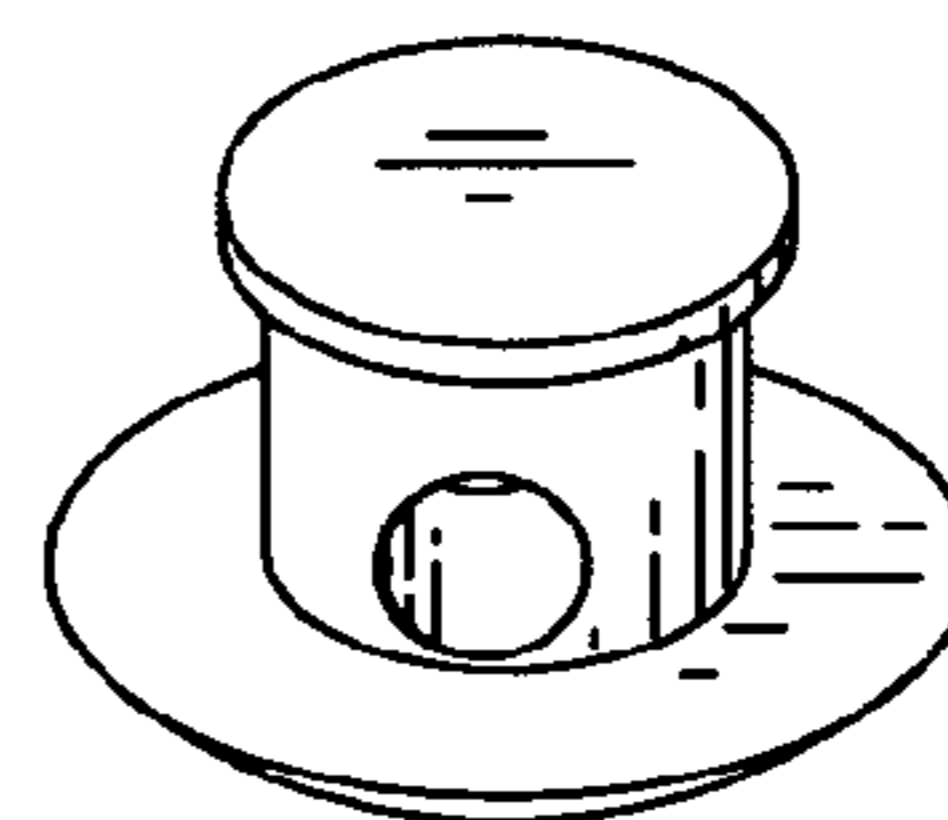


Fig. 2

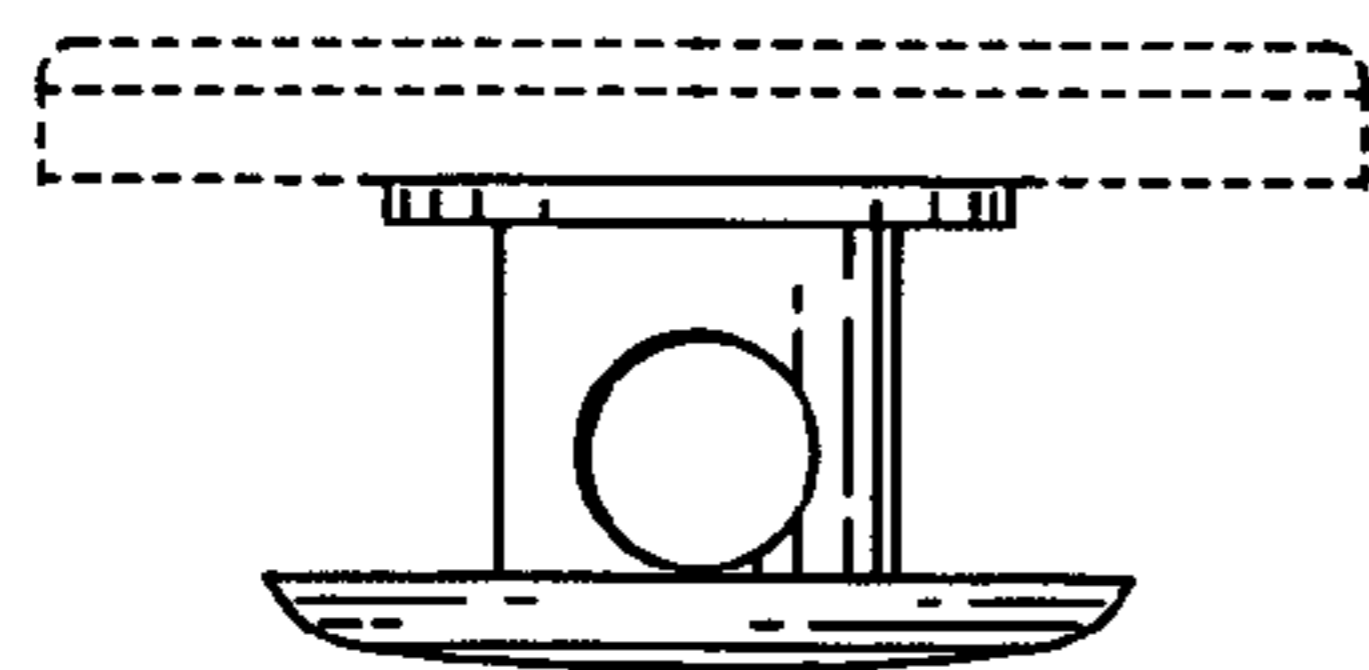


Fig. 4

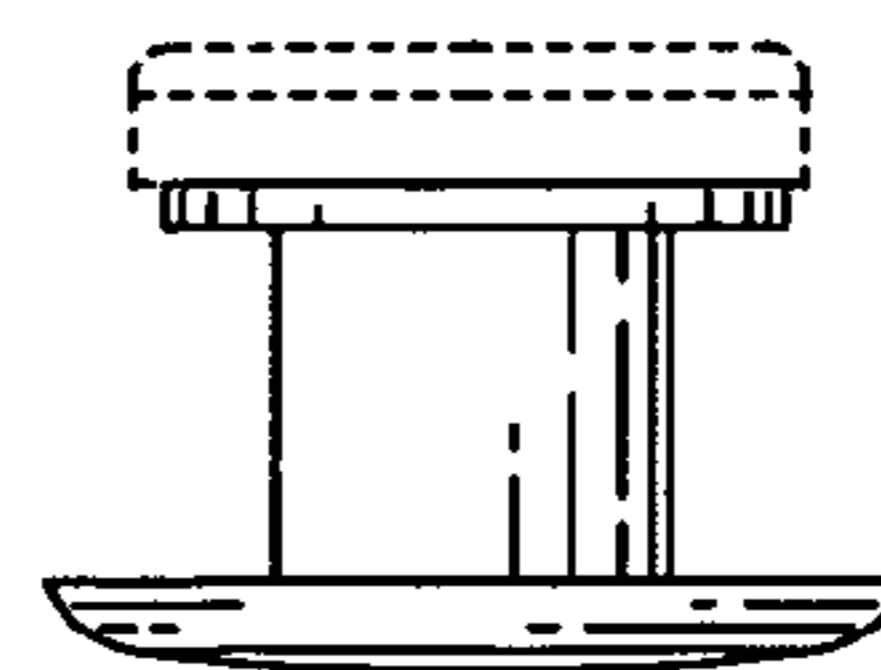


Fig. 5

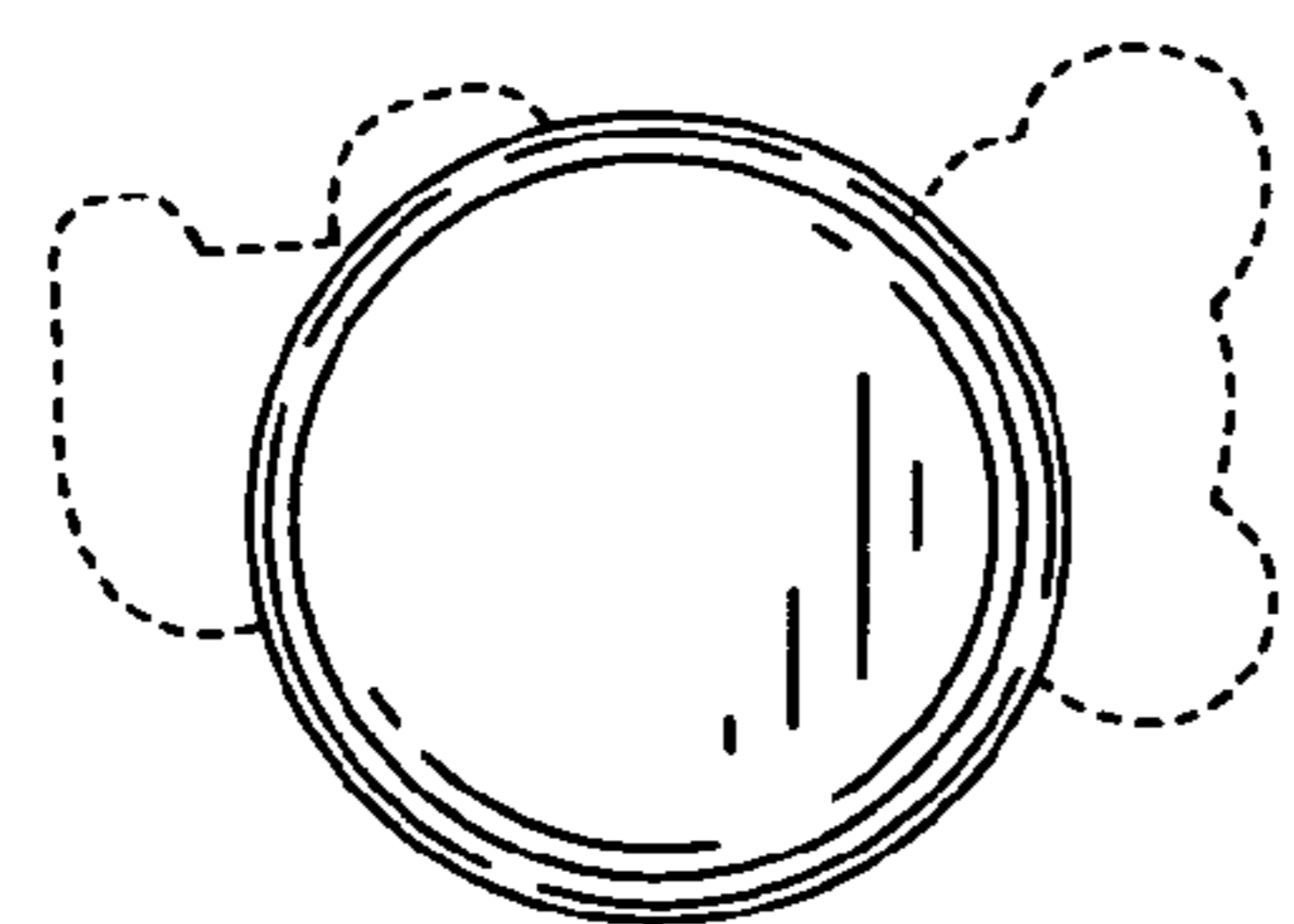


Fig. 6




Fig. 7