



US00D604937S

(12) **United States Design Patent**  
**Lawler**

(10) **Patent No.:** **US D604,937 S**  
(45) **Date of Patent:** **\*\* Dec. 1, 2009**

(54) **FOOTWEAR**

D582,656 S \* 12/2008 Lawler ..... D2/971  
D584,489 S \* 1/2009 Wilkinson ..... D2/940  
D589,242 S \* 3/2009 Choi ..... D2/971

(75) Inventor: **Daniel Lawler**, Paris (FR)

(73) Assignee: **J. Choo Limited**, London (GB)

(\*\*) Term: **14 Years**

(21) Appl. No.: **29/308,555**

(22) Filed: **Jun. 19, 2008**

(30) **Foreign Application Priority Data**

Dec. 21, 2007 (EM) ..... 000851746-0004

(51) **LOC (9) Cl.** ..... **02-99**

(52) **U.S. Cl.** ..... **D2/971**

(58) **Field of Classification Search** ..... D2/896,  
D2/925-942, 946, 969, 971; 36/1, 83, 8.3,  
36/45-58

See application file for complete search history.

(56) **References Cited**

**U.S. PATENT DOCUMENTS**

D102,193 S \* 12/1936 Perugia ..... D2/931  
D107,789 S \* 1/1938 Pape ..... D2/936  
D111,675 S \* 10/1938 DeLiso ..... D2/932  
D166,890 S \* 5/1952 Stock ..... D2/931  
D526,117 S \* 8/2006 Choi ..... D2/971  
D529,703 S 10/2006 Choi  
D530,495 S \* 10/2006 Choi ..... D2/971  
D530,500 S 10/2006 Kelsey

**OTHER PUBLICATIONS**

U.S. Appl. No. 29/289,512; First named inventor Lawler; filed on Jul. 23, 2007.

\* cited by examiner

*Primary Examiner*—Dominic Simone

(74) *Attorney, Agent, or Firm*—Fross Zelnick Lehrman & Zissu, P.C.; Lawrence E. Apolzon, Esq.

(57) **CLAIM**

The ornamental design for footwear, as shown and described.

**DESCRIPTION**

FIG. 1 is a front perspective view of a shoe showing my footwear design;

FIG. 2 is a left side view of the footwear shown in FIG. 1;

FIG. 3 is a right side view of the footwear shown in FIG. 1;


FIG. 4 is a front view of the footwear shown in FIG. 1;

FIG. 5 is a rear view of the footwear shown in FIG. 1; and,

FIG. 6 is a top view of the footwear shown in FIG. 1.

The broken line showing of the heel, sole, buckle, buckle holes, portion of the straps, and elastic portion is for illustrative purposes only and forms no part of the claimed design.

**1 Claim, 6 Drawing Sheets**






FIG. 1




FIG. 2



FIG. 3

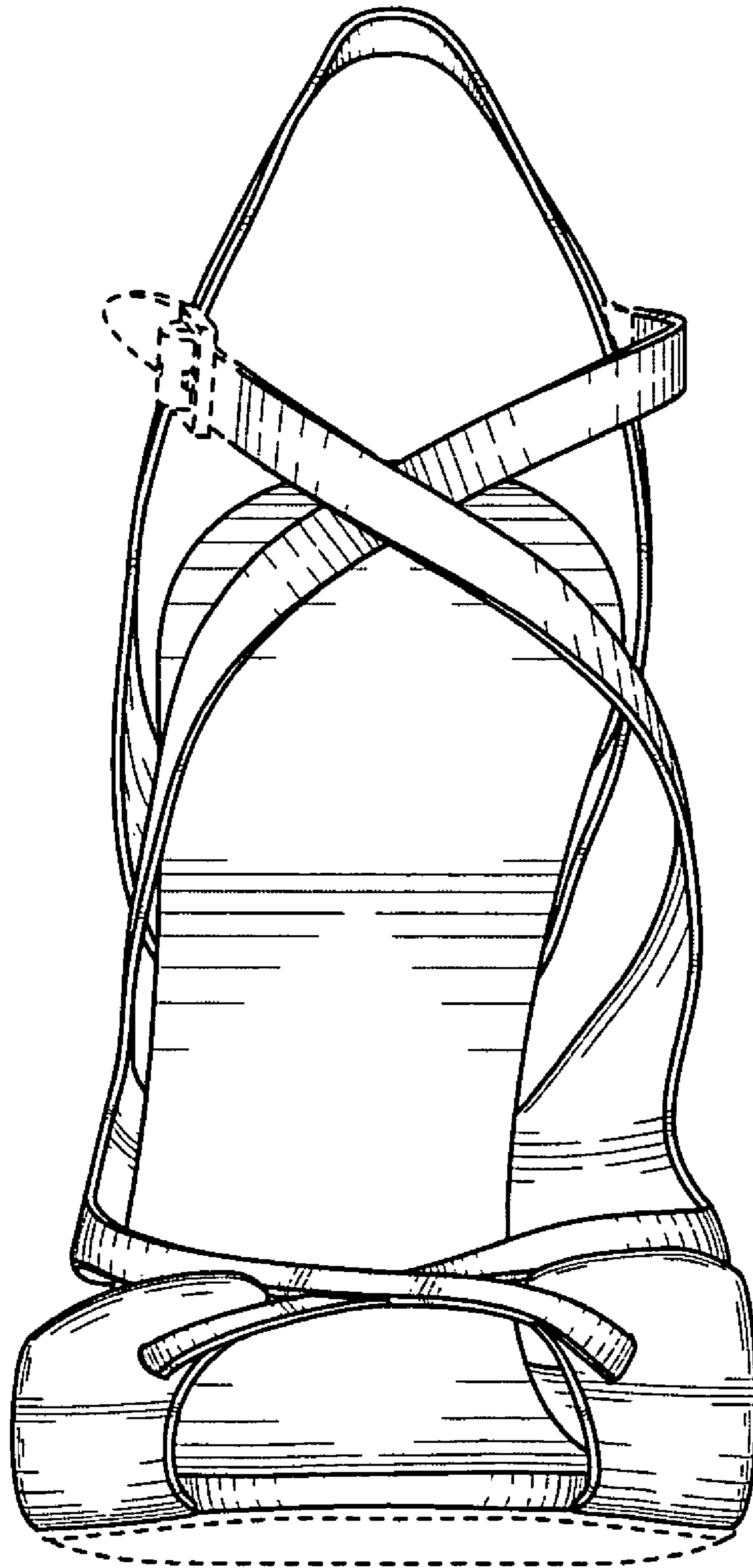


FIG. 4

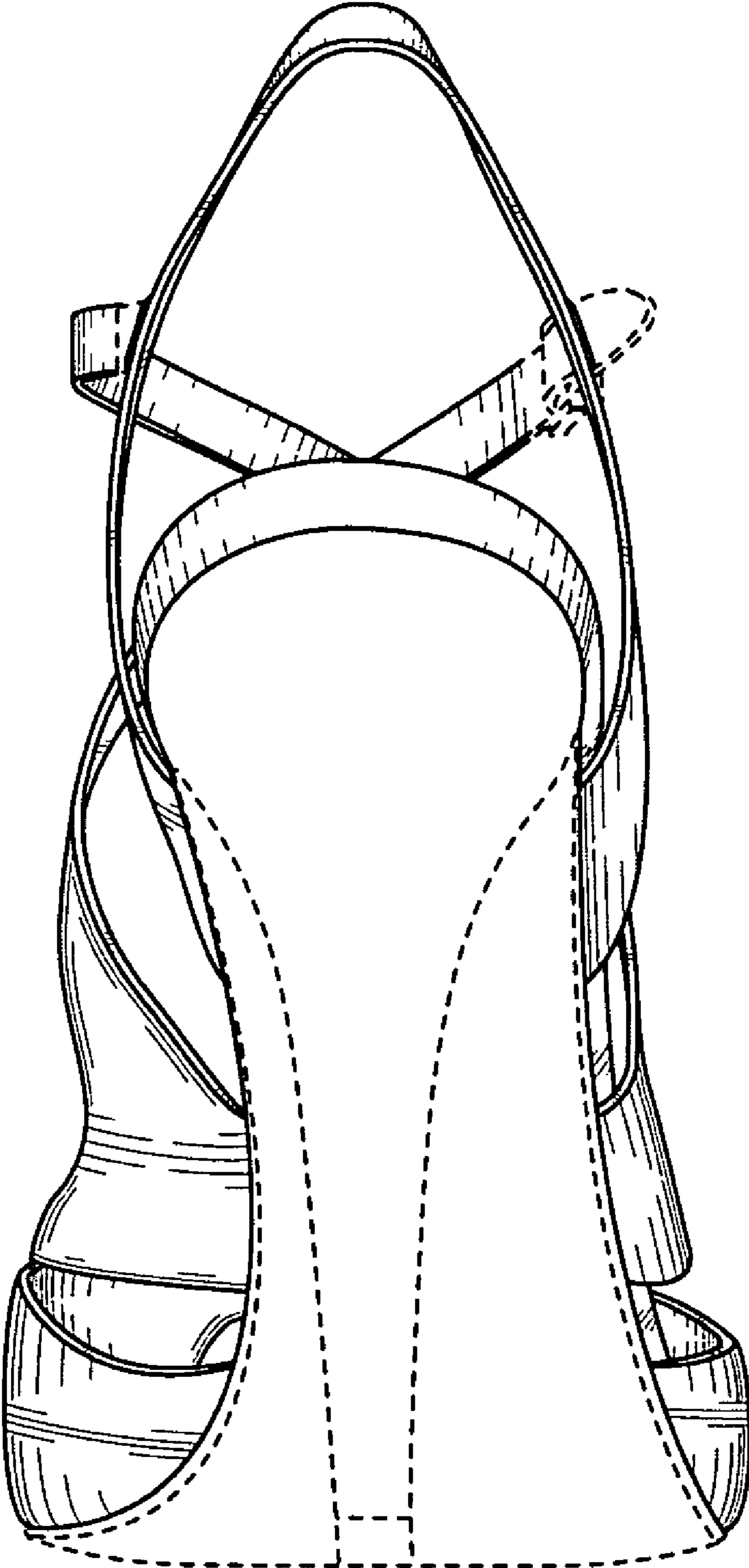


FIG. 5

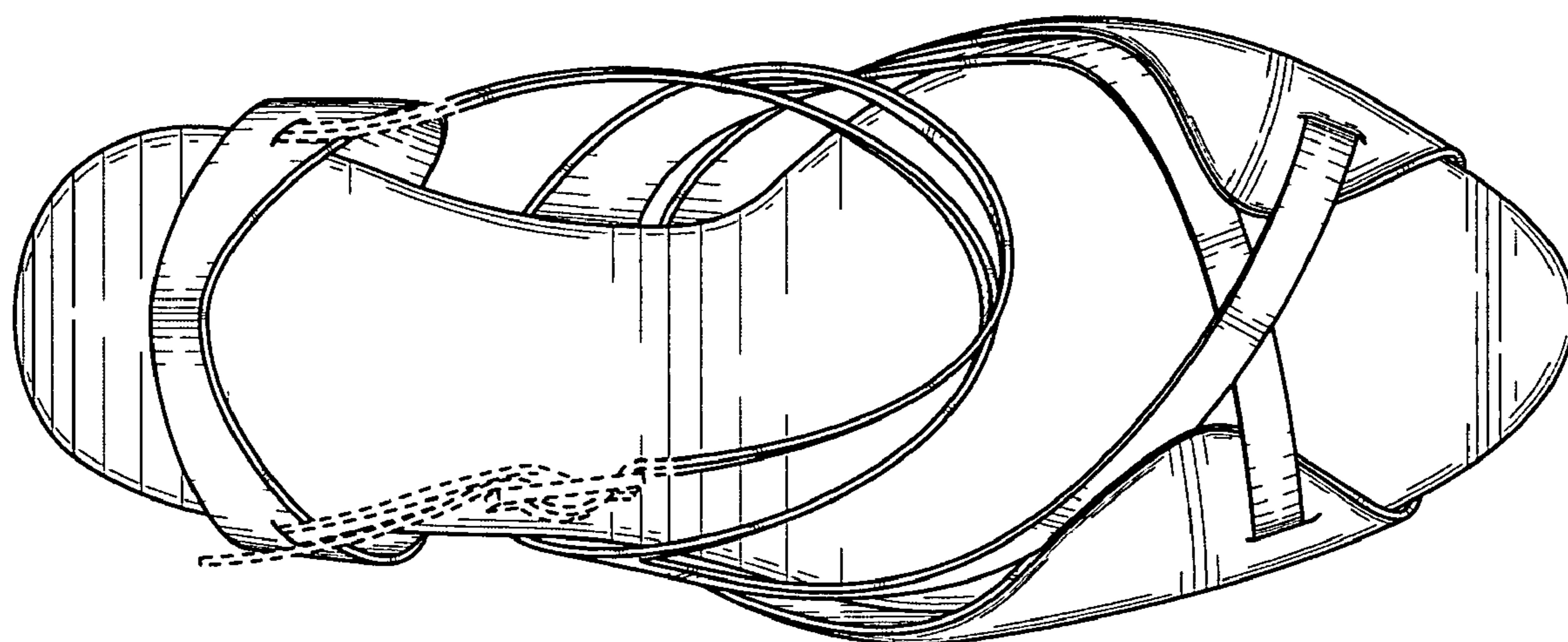


FIG. 6