



US00D604934S

(12) **United States Design Patent**
Bishoff

(10) **Patent No.:** **US D604,934 S**

(45) **Date of Patent:** **** Dec. 1, 2009**

(54) **BOOT UPPER**

D500,583 S * 1/2005 Belley et al. D2/970
2005/0266179 A1 * 12/2005 Shultz 428/17

(75) Inventor: **Tyler Bishoff**, New Albany, OH (US)

* cited by examiner

(73) Assignee: **Rocky Brands, Inc.**, Nelsonville, OH (US)

Primary Examiner—Stella M Reid
Assistant Examiner—Rashida C McCoy

(**) Term: **14 Years**

(74) *Attorney, Agent, or Firm*—Porter, Wright, Morris & Arthur, LLP

(21) Appl. No.: **29/301,124**

(57) **CLAIM**

(22) Filed: **Feb. 11, 2008**

The ornamental design of a boot upper, as shown and described.

(51) **LOC (9) Cl.** **02-99**

(52) **U.S. Cl.** **D2/970; D2/910**

(58) **Field of Classification Search** D2/897,
D2/898, 901, 904, 909–912, 946, 970–978;
36/45, 1.5, 50.1, 122, 109, 84, 83; 428/17
See application file for complete search history.

DESCRIPTION

(56) **References Cited**

U.S. PATENT DOCUMENTS

D133,632 S *	9/1942	Bingham	D2/911
D145,453 S *	8/1946	Hollier	D2/911
D224,184 S *	7/1972	Straub et al.	D2/899
D236,665 S *	9/1975	Massacre	D2/911
D249,199 S *	9/1978	Anderson	D2/898
D498,038 S *	11/2004	Gebhardt	D2/898
D499,860 S *	12/2004	Loader	D2/899

FIG. 1 is a front perspective view of a boot upper showing my new design.

FIG. 2 is an inner side elevational view thereof.


FIG. 3 is an outer side elevational view thereof.

FIG. 4 is a rear elevational view thereof; and,

FIG. 5 is a front elevational view thereof.

All of the broken lines in FIGS. 1 to 5 are included for the purpose of illustrating environmental structure and form no part of the claimed design.

1 Claim, 5 Drawing Sheets






FIG. 1

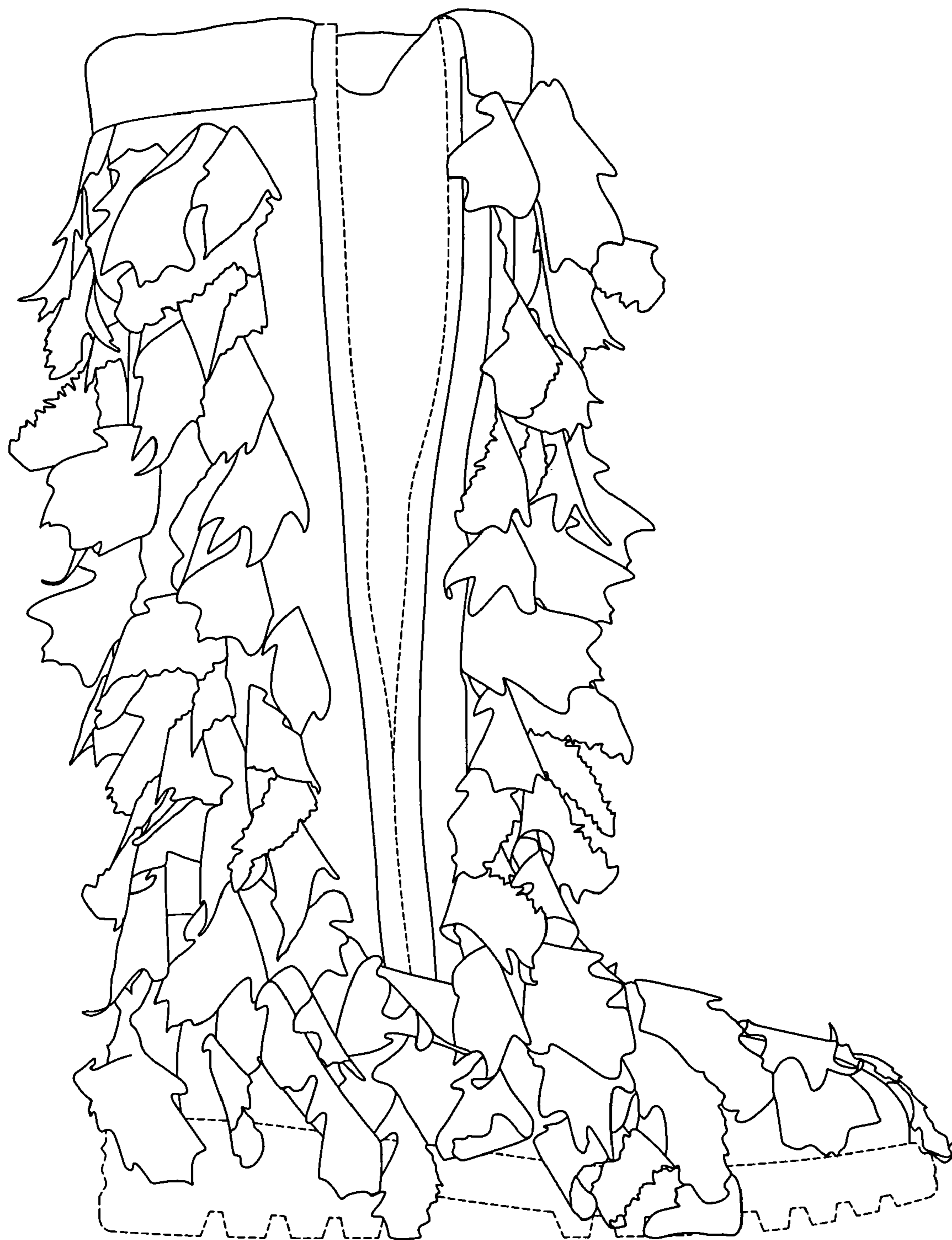


FIG. 2



FIG. 3

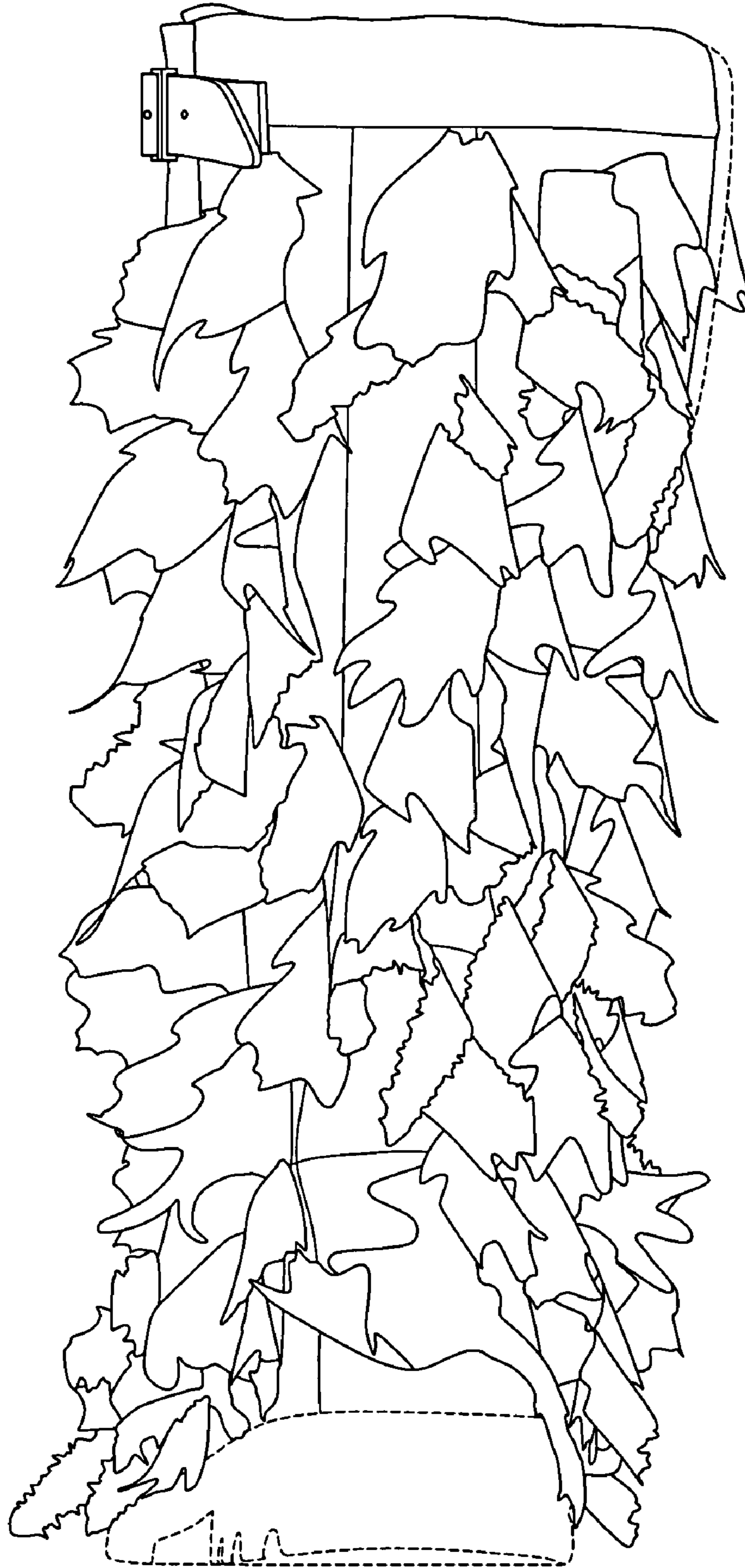


FIG.4




FIG.5