

US00D604925S

(12) **United States Design Patent**
Hofman et al.

(10) **Patent No.:** **US D604,925 S**

(45) **Date of Patent:** **** Nov. 24, 2009**

(54) **UNDER-BED SECURITY CABINET**

(75) Inventors: **James A. Hofman**, Shorewood, MN
(US); **Patrick W. Kessenich**, Mequon,
WI (US)

(73) Assignee: **Dongguan Shichang Metals Factory**
Co. Ltd (CN)

(**) Term: **14 Years**

(21) Appl. No.: **29/330,643**

(22) Filed: **Jan. 12, 2009**

(51) **LOC (9) Cl.** **99-00**

(52) **U.S. Cl.** **D99/28; D3/279; D3/294**

(58) **Field of Classification Search** D3/273-274,
D3/279, 294-295, 302; D6/510; D99/28,
D99/34-35; 5/308, 931; 190/18 A

See application file for complete search history.

(56) **References Cited**

U.S. PATENT DOCUMENTS

4,474,116	A	10/1984	Castenada et al.	
4,597,122	A	7/1986	Handler et al.	
D291,037	S *	7/1987	Handler et al.	D6/432
4,874,209	A *	10/1989	Spitzer et al.	312/249.9
5,095,566	A	3/1992	van Nimwegen et al.	
5,317,888	A	6/1994	Towns	
D358,765	S *	5/1995	Dickinson et al.	D9/425
D371,906	S *	7/1996	Peters	D3/281
5,564,805	A *	10/1996	Dickinson	312/249.8
5,713,650	A *	2/1998	King et al.	312/265.4
5,769,006	A	6/1998	Allaer	
D421,678	S *	3/2000	Levy	D3/279
6,082,272	A	7/2000	Adrain	
6,292,960	B1	9/2001	Bowling	
D449,161	S *	10/2001	Gillespie et al.	D3/276

D474,596	S *	5/2003	Osiecki et al.	D3/273
D513,121	S *	12/2005	Rosine et al.	D3/273
D513,871	S *	1/2006	Rosine et al.	D3/273
D525,790	S *	8/2006	Heroux	D3/301
D543,030	S *	5/2007	Schafer	D3/272
D558,977	S *	1/2008	Peart et al.	D3/294
D561,994	S *	2/2008	Peart et al.	D3/291
D567,507	S *	4/2008	Zimmerman	D3/302
D572,425	S *	7/2008	Themistos	D99/28
D586,975	S *	2/2009	Knox	D99/28
D593,324	S *	6/2009	Simas	D3/302
2006/0060114	A1	3/2006	Walker	

* cited by examiner

Primary Examiner—Philip S Hyder

Assistant Examiner—Roselyne Cody

(74) *Attorney, Agent, or Firm*—Luedeka, Neely & Graham,
P.C.

(57) **CLAIM**

The ornamental design for an under-bed security cabinet, as shown and described.

DESCRIPTION

FIG. 1 is a top perspective view of the under-bed security cabinet;

FIG. 2 is first end view of the under-bed security cabinet;

FIG. 3 is a second end view of the under-bed security cabinet;

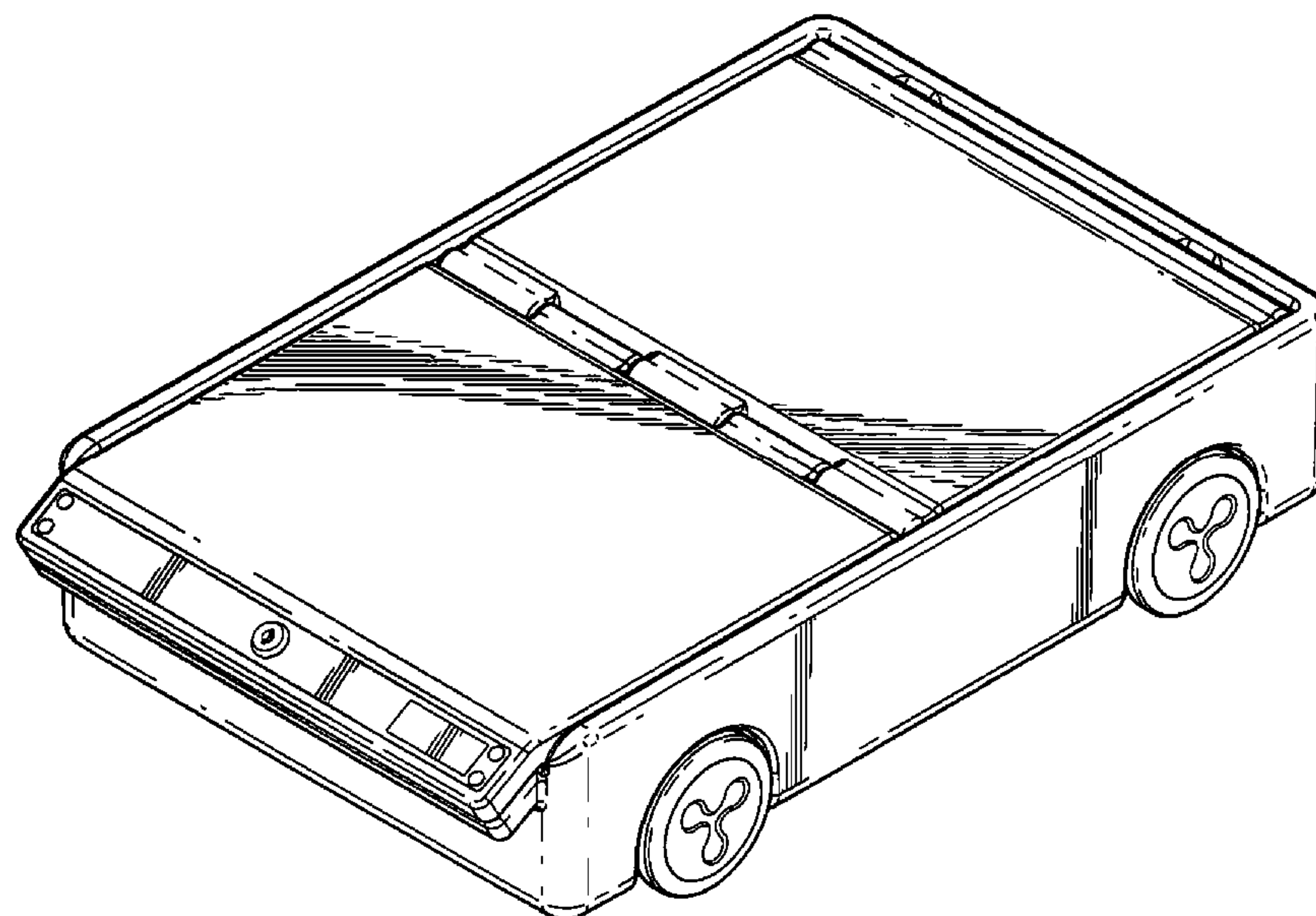
FIG. 4 is a side view of the under-bed security cabinet;

FIG. 5 is a top plan view of the under-bed security cabinet; and,

FIG. 6 is a bottom plan view of the under-bed security cabinet.

The broken lines in FIG. 6 illustrate environment and form no part of the claimed design.

1 Claim, 5 Drawing Sheets



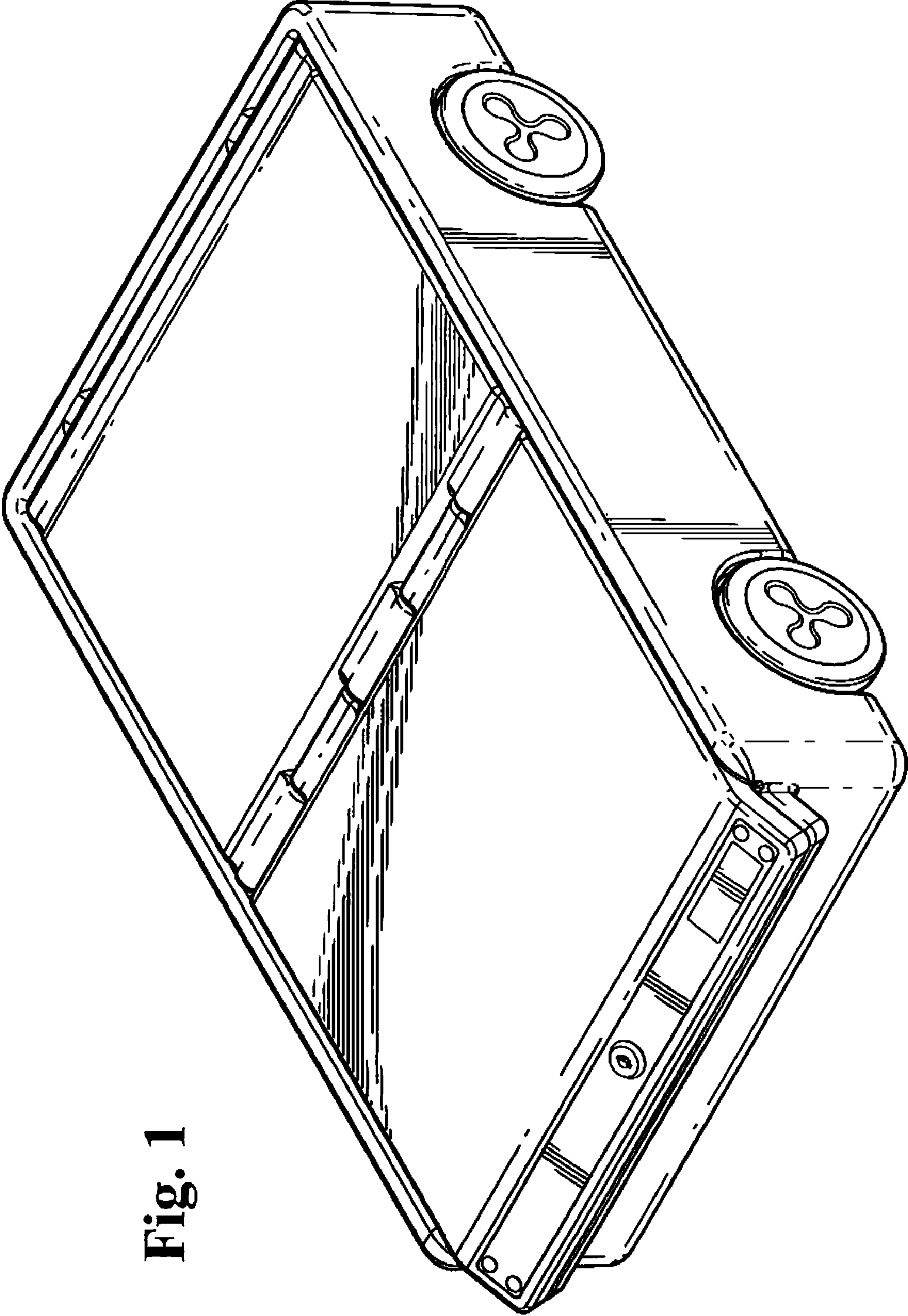


Fig. 1

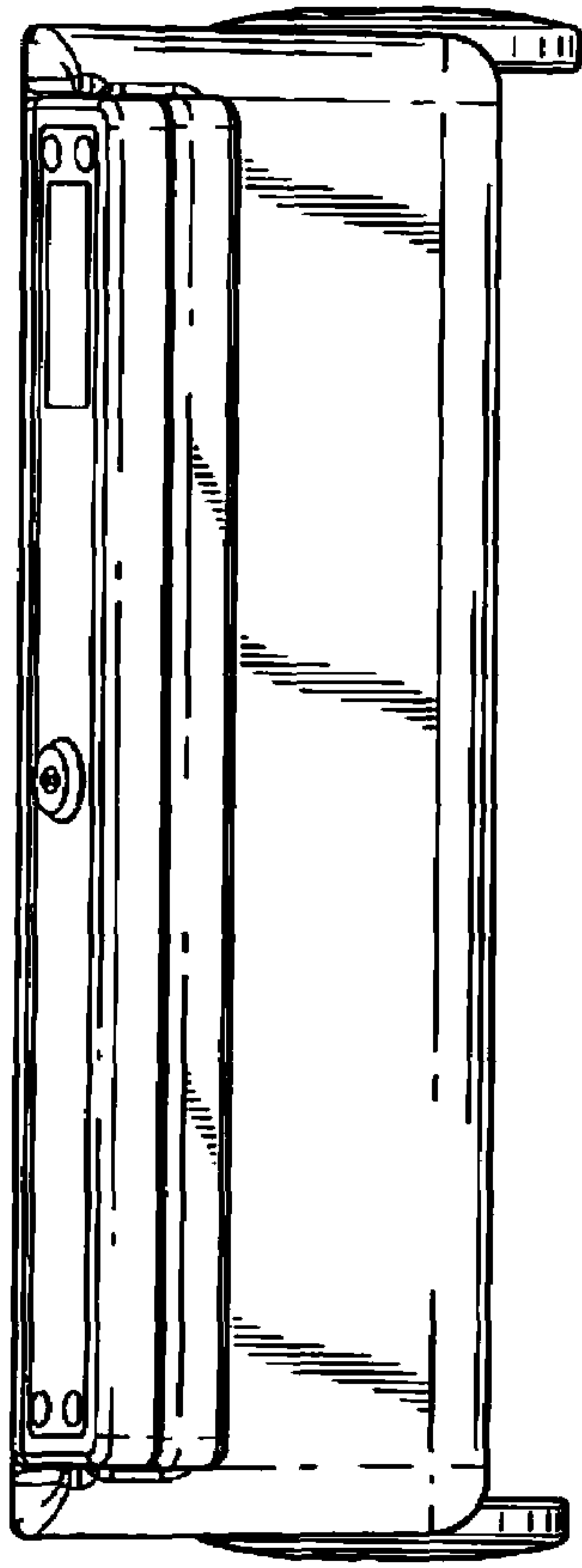


Fig. 2

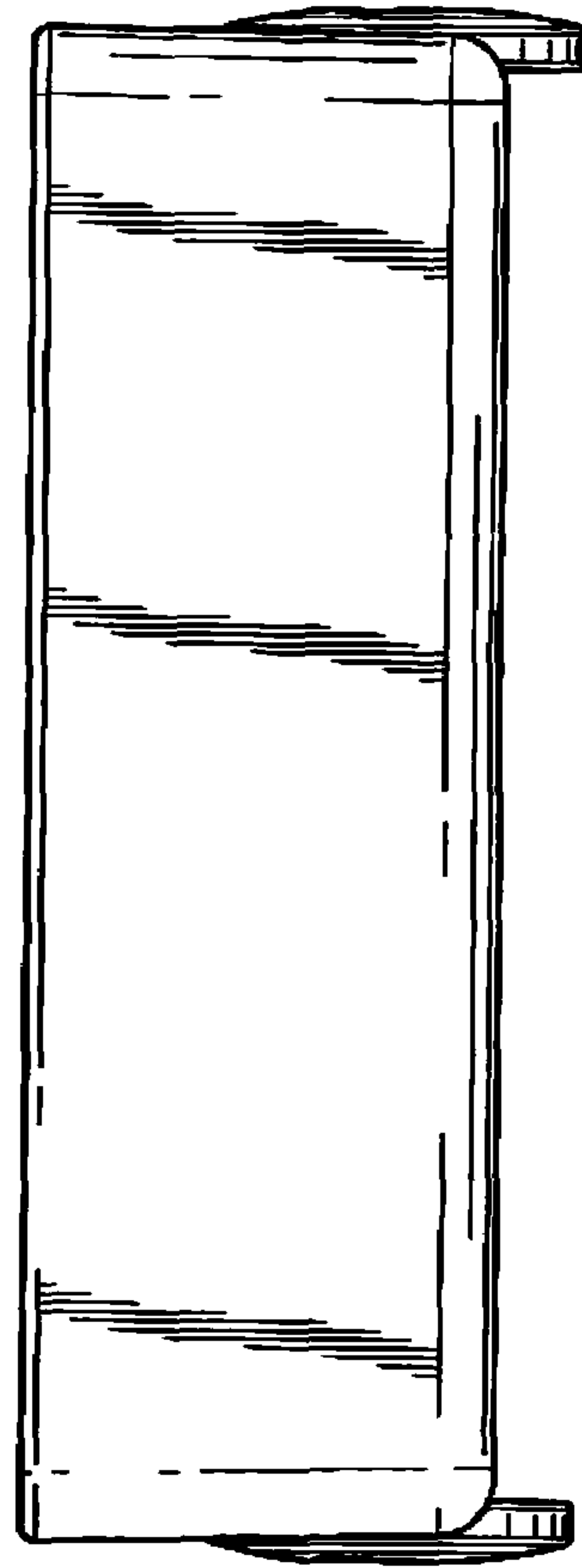


Fig. 3

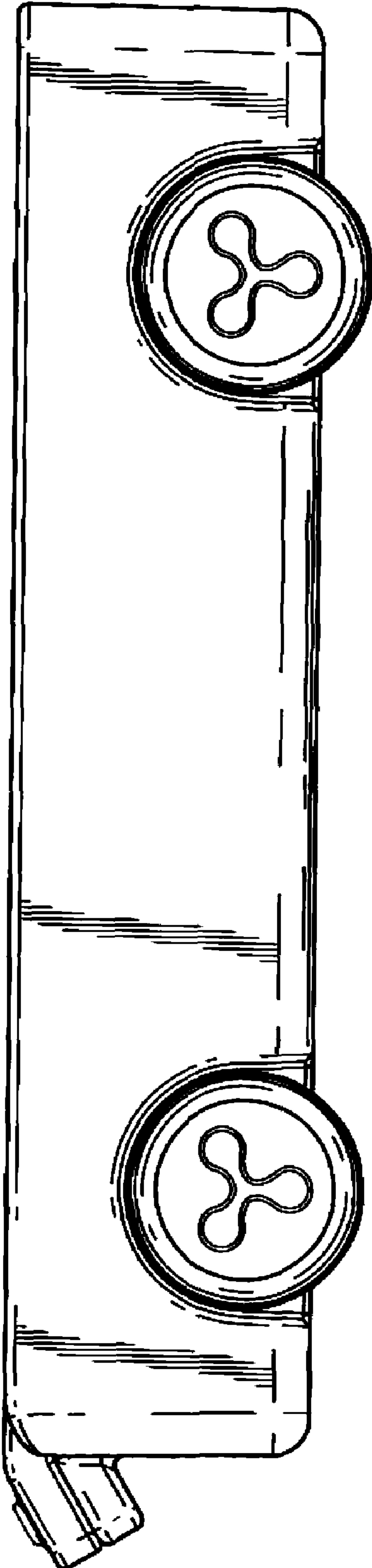


Fig. 4




Fig. 5




Fig. 6