

US00D604917S

(12) **United States Design Patent**
Tinius

(10) **Patent No.:** **US D604,917 S**

(45) **Date of Patent:** **** *Nov. 24, 2009**

(54) **BLOWING MACHINE**

(75) Inventor: **Michael Tinius**, Elchingen (DE)

(73) Assignee: **Andreas Stihl AG & Co. KG**,
Waiblingen (DE)

(**) Term: **14 Years**

(21) Appl. No.: **29/224,053**

(22) Filed: **Feb. 25, 2005**

(30) **Foreign Application Priority Data**

Aug. 27, 2004 (EM) 000221346-0002
Aug. 27, 2004 (EM) 000221346-0003

(51) **LOC (9) Cl.** **15-05**

(52) **U.S. Cl.** **D32/15**

(58) **Field of Classification Search** D32/1,
D32/15, 16, 25, 21; 15/410, 300.1, 344,
15/327.5, 405; D23/213

See application file for complete search history.

(56) **References Cited**

U.S. PATENT DOCUMENTS

5,813,088 A * 9/1998 Wagner et al. 15/327.5
D427,394 S * 6/2000 Yamane et al. D32/15
D481,497 S * 10/2003 Malmqvist et al. D32/15
D493,017 S * 7/2004 Ito D32/15
6,776,133 B2 * 8/2004 Tezuka et al. 123/185.3
D526,750 S * 8/2006 Ito D32/15
D533,266 S * 12/2006 Yoshida et al. D23/383
D556,395 S * 11/2007 Martin et al. D32/15
D558,939 S * 1/2008 Yuasa D32/15
D569,055 S * 5/2008 Bochmann et al. D32/15

D584,461 S * 1/2009 Sweeney D32/15
2006/0130273 A1 * 6/2006 Norinder et al. 15/405
2007/0044270 A1 * 3/2007 Crevling et al. 15/327.5
2008/0172826 A1 * 7/2008 Rappin 15/405

* cited by examiner

Primary Examiner—T. Chase Nelson

Assistant Examiner—Kathleen M Sims

(74) *Attorney, Agent, or Firm*—McGuireWoods LLP

(57) **CLAIM**

I claim the ornamental design for a blowing machine, as shown and described.

DESCRIPTION

FIG. 1 is a side view of the blowing machine, including a tubular air blower extension;

FIG. 2 is an enlarged partial front view of the design shown in FIG. 1;

FIG. 3 is a perspective rear view of the design shown in FIG. 1;

FIG. 4 is an enlarged partial perspective opposite side view of the design shown in FIG. 1;

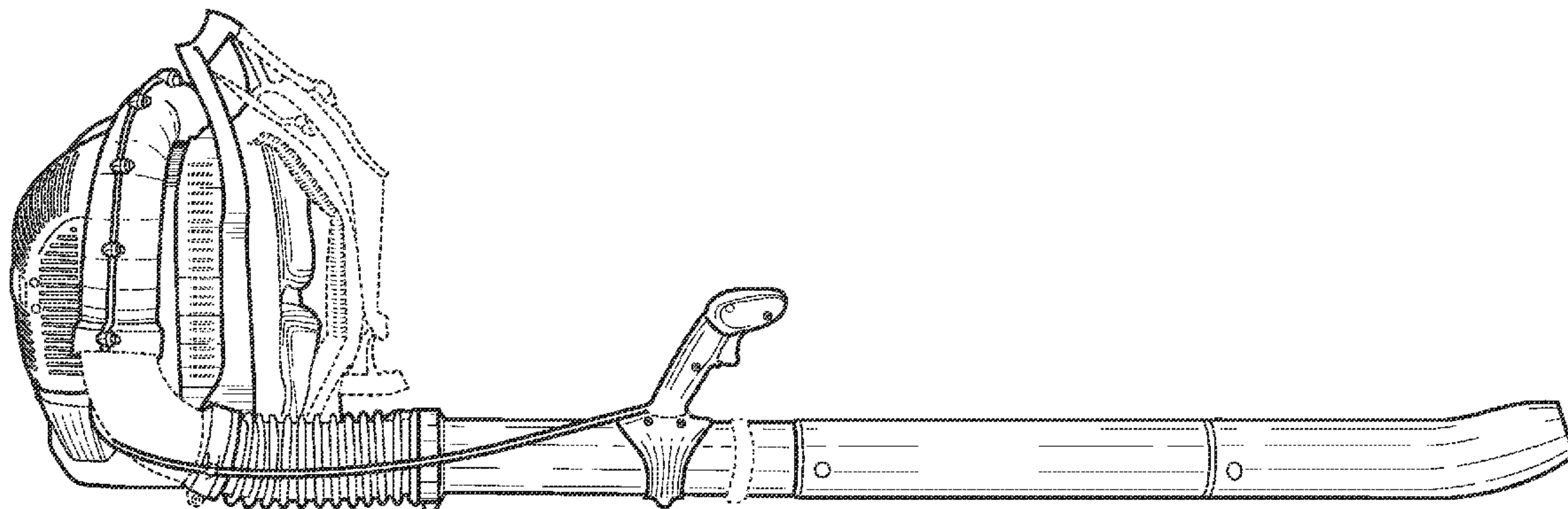
FIG. 5 is a rear view of the design shown in FIG. 1; and,

FIG. 6 is an enlarged partial opposite side view of the design shown in FIG. 1.

Any surfaces of the design not shown, including interior or bottom surfaces, form no part of the claimed invention.

The broken line showing of details in FIGS. 1–6 is included for the purpose of showing environmental portions of the Blowing Machine and forms no part of the claimed design.

1 Claim, 6 Drawing Sheets



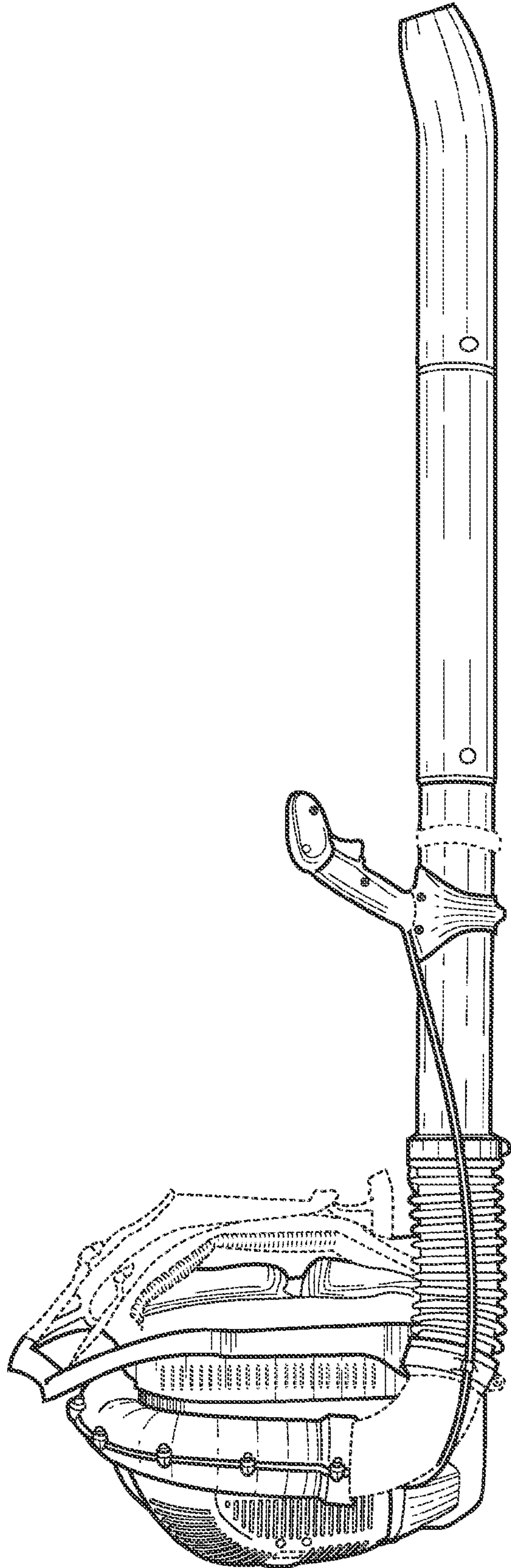


FIG. 1

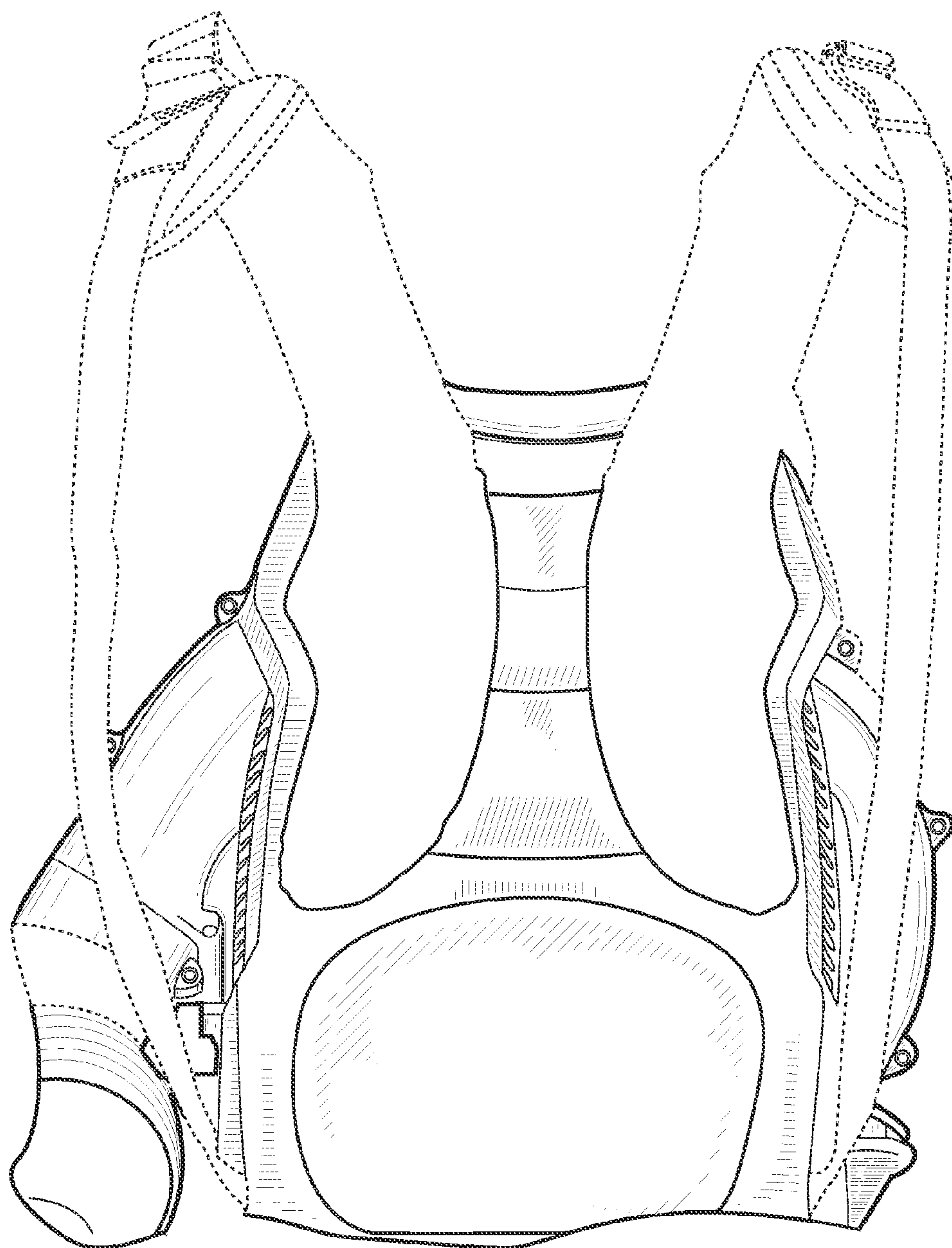


FIG. 2

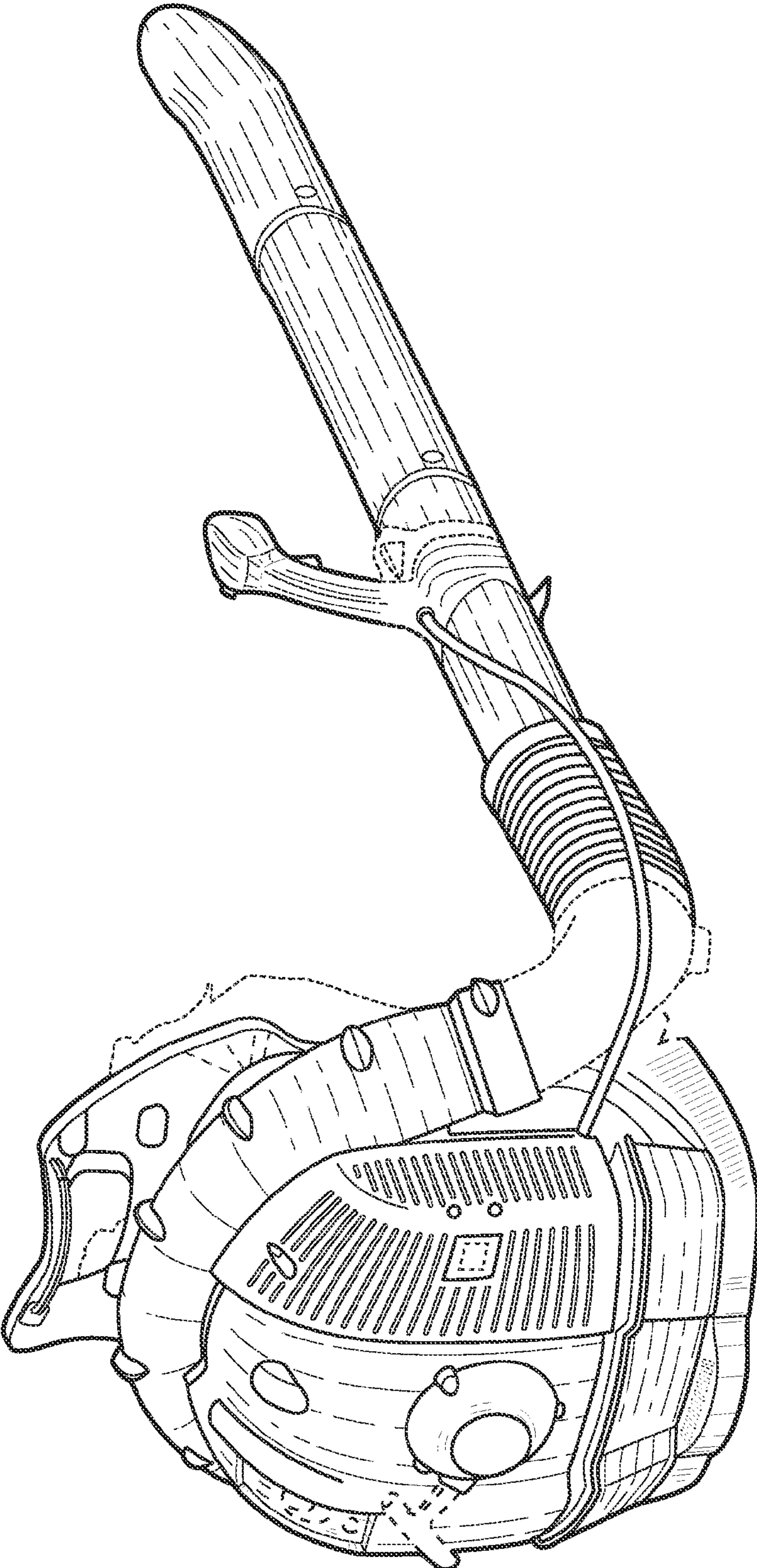


FIG. 3

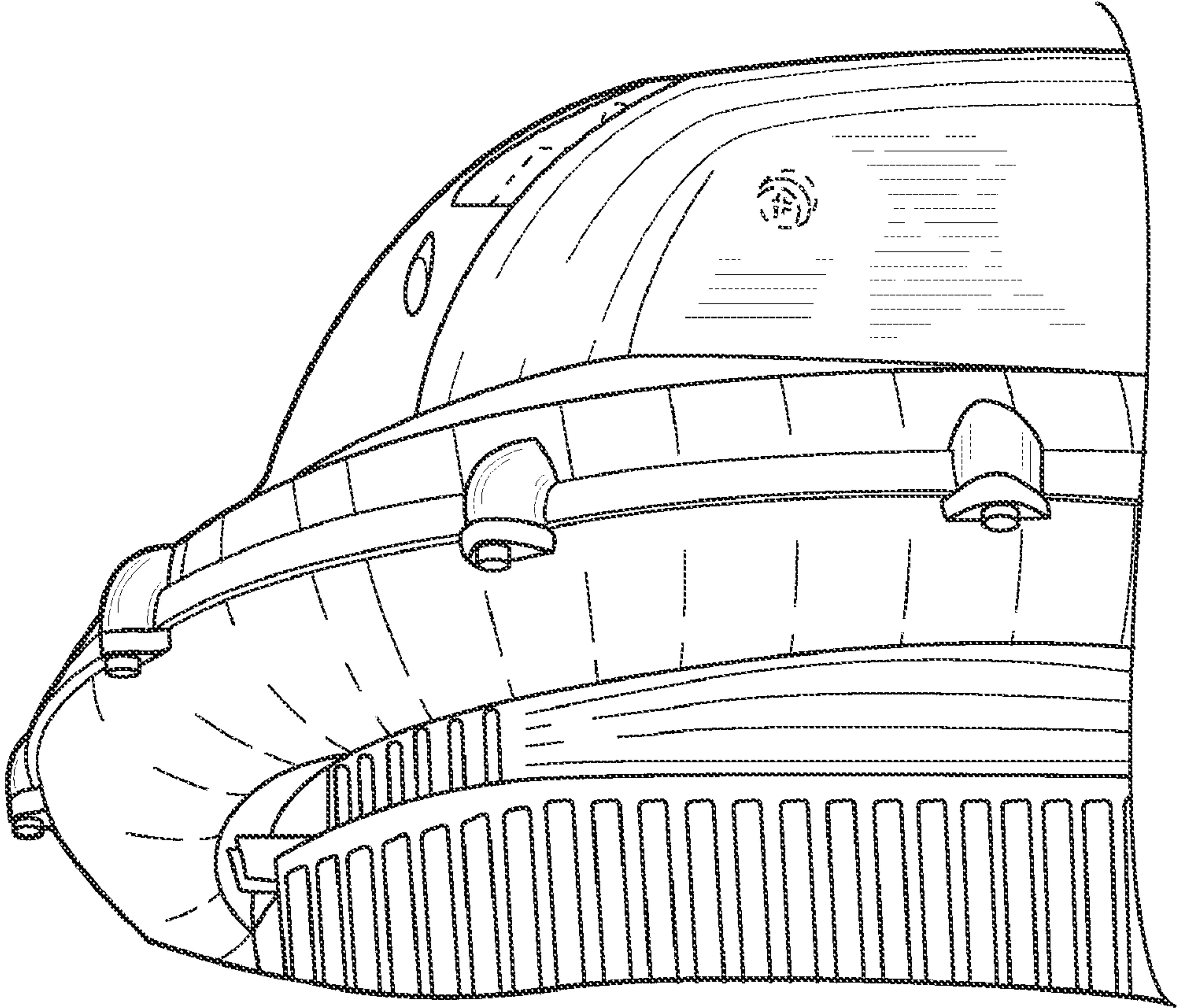


FIG. 4




FIG. 5

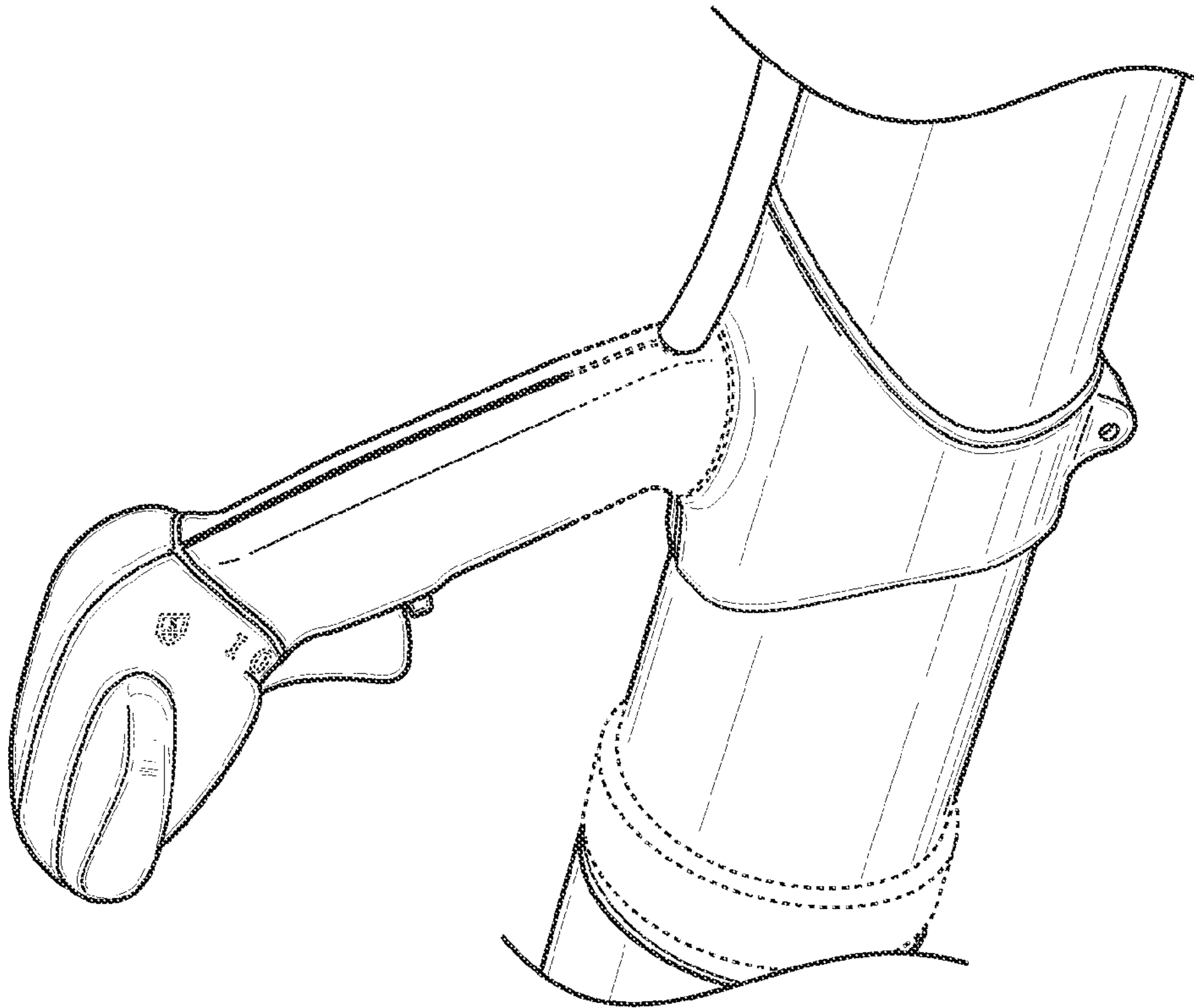


FIG. 6