

US00D604911S

(12) **United States Design Patent**
Juhlin

(10) **Patent No.:** **US D604,911 S**

(45) **Date of Patent:** **** Nov. 24, 2009**

(54) **PROTECTIVE PLATE FOR A WELDING
FILTER IN A WELDING HELMET**

(75) Inventor: **Oskar E. Juhlin**, Gustavsberg (SE)

(73) Assignee: **3M Innovative Properties Company**,
St. Paul, MN (US)

(**) Term: **14 Years**

(21) Appl. No.: **29/328,476**

(22) Filed: **Nov. 25, 2008**

Related U.S. Application Data

(62) Division of application No. 29/297,647, filed on Nov.
15, 2007.

(51) **LOC (9) Cl.** **29-02**

(52) **U.S. Cl.** **D29/122**

(58) **Field of Classification Search** D29/108,
D29/110-111, 122; 2/7, 8.1-8.8, 9-11, 15,
2/6.3, 6.5, 6.7, 424, 427.429, 5; 128/857-858,
128/206.28, 207.11, 207.17, 201.23, 201.24,
128/201.25, 206.21, 206.23, 206.24; D24/191
See application file for complete search history.

(56) **References Cited**

U.S. PATENT DOCUMENTS

5,003,632	A	4/1991	Claude	
D398,421	S *	9/1998	Crafoord et al.	D29/110
6,038,705	A *	3/2000	Jarvis	2/424
D499,215	S *	11/2004	Cheng	D29/110
D517,745	S	3/2006	Lee et al.	
D524,992	S	7/2006	Belin et al.	
D525,395	S	7/2006	Fridholm et al.	
D526,097	S *	8/2006	Lilenthal et al.	D29/122
D532,560	S	11/2006	Fredriksson et al.	
D532,939	S	11/2006	Juhlin et al.	
D533,313	S	12/2006	Mases et al.	
D539,485	S *	3/2007	Huh	D29/110
D539,988	S *	4/2007	Crafoord et al.	D29/122
D565,800	S *	4/2008	Wang	D29/110

D584,003	S	12/2008	Juhlin	
D584,006	S	12/2008	Juhlin	
D584,007	S	12/2008	Juhlin	
D584,008	S	12/2008	Juhlin	
D585,160	S	1/2009	Juhlin	
2005/0091732	A1 *	5/2005	Howard et al.	2/424
2006/0080761	A1	4/2006	Huh	

OTHER PUBLICATIONS

JPO Design Division Prior Art Ref. No. HC17012831 described on p.
36 of *Comprehensive Catalogue of Safety and Hygiene Protective
Gears No. 46*, accepted by the Patent Office Design Department on
Jun. 10, 2005.

JPO Design Division Prior Art Ref. No. HC17013893 described on p.
1 of *Respirator for Soil Contamination and Hazardous Substance*,
accepted on Jun. 24, 2005 by the Patent Office Design Department.
JP Design Registration 1303442 (Design Application 2006-32347)
published Jun. 11, 2007.

* cited by examiner

Primary Examiner—Ruth McInroy

(74) *Attorney, Agent, or Firm*—Anna A. Wetzels

(57) **CLAIM**

The ornamental design for a protective plate for a welding
filter in a welding helmet, as shown and described.

DESCRIPTION

FIG. 1 is a perspective view of a protective plate for a welding
filter in a welding helmet showing my new design;

FIG. 2 is a front view thereof;

FIG. 3 is a rear view of thereof;

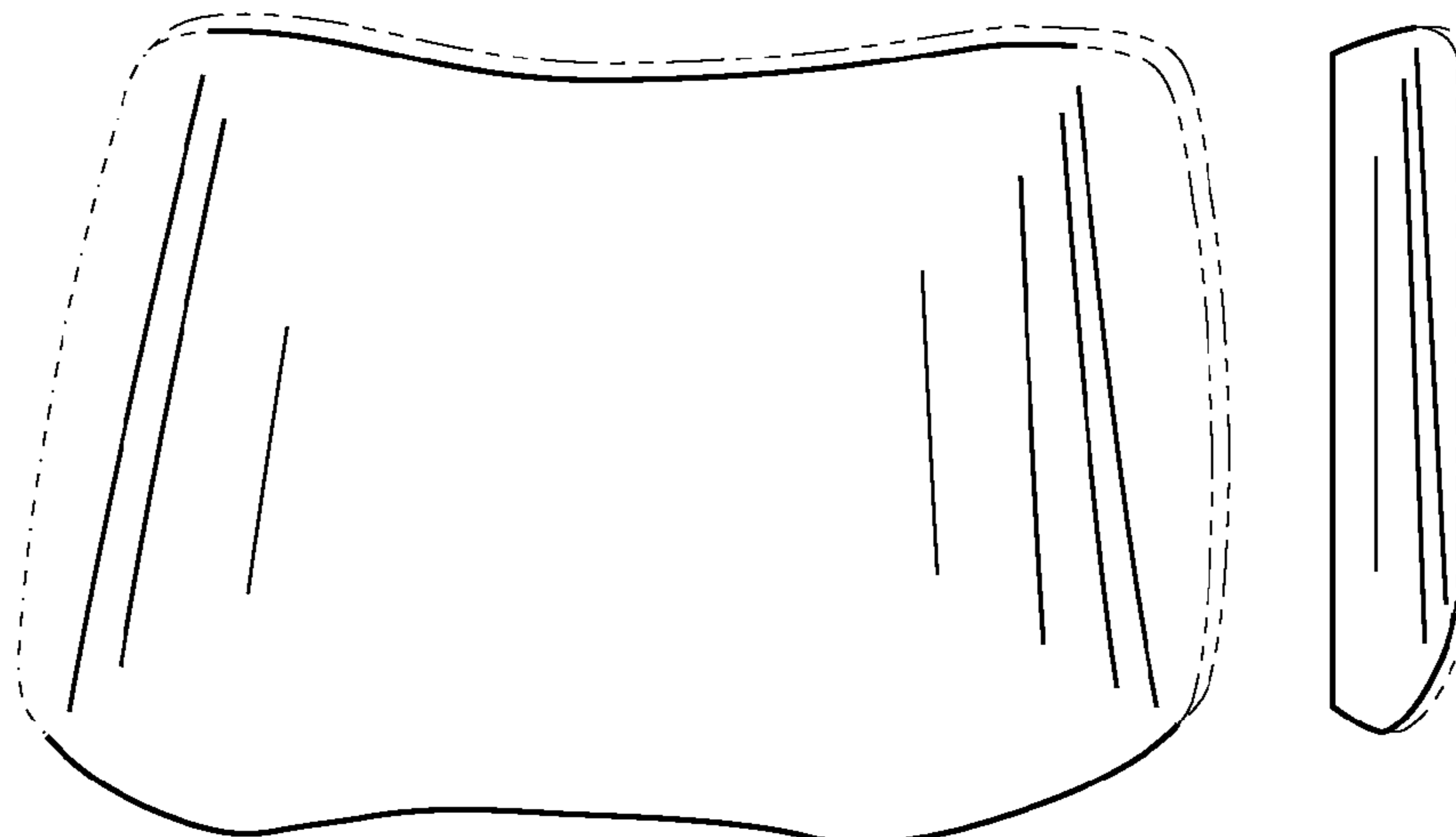
FIG. 4 is a left side view thereof, the right side view being a
mirror image;

FIG. 5 is a top view thereof; and,

FIG. 6 is a bottom view thereof.

The details shown in broken lines form no part of the claimed
design.

1 Claim, 1 Drawing Sheet






Fig. 1

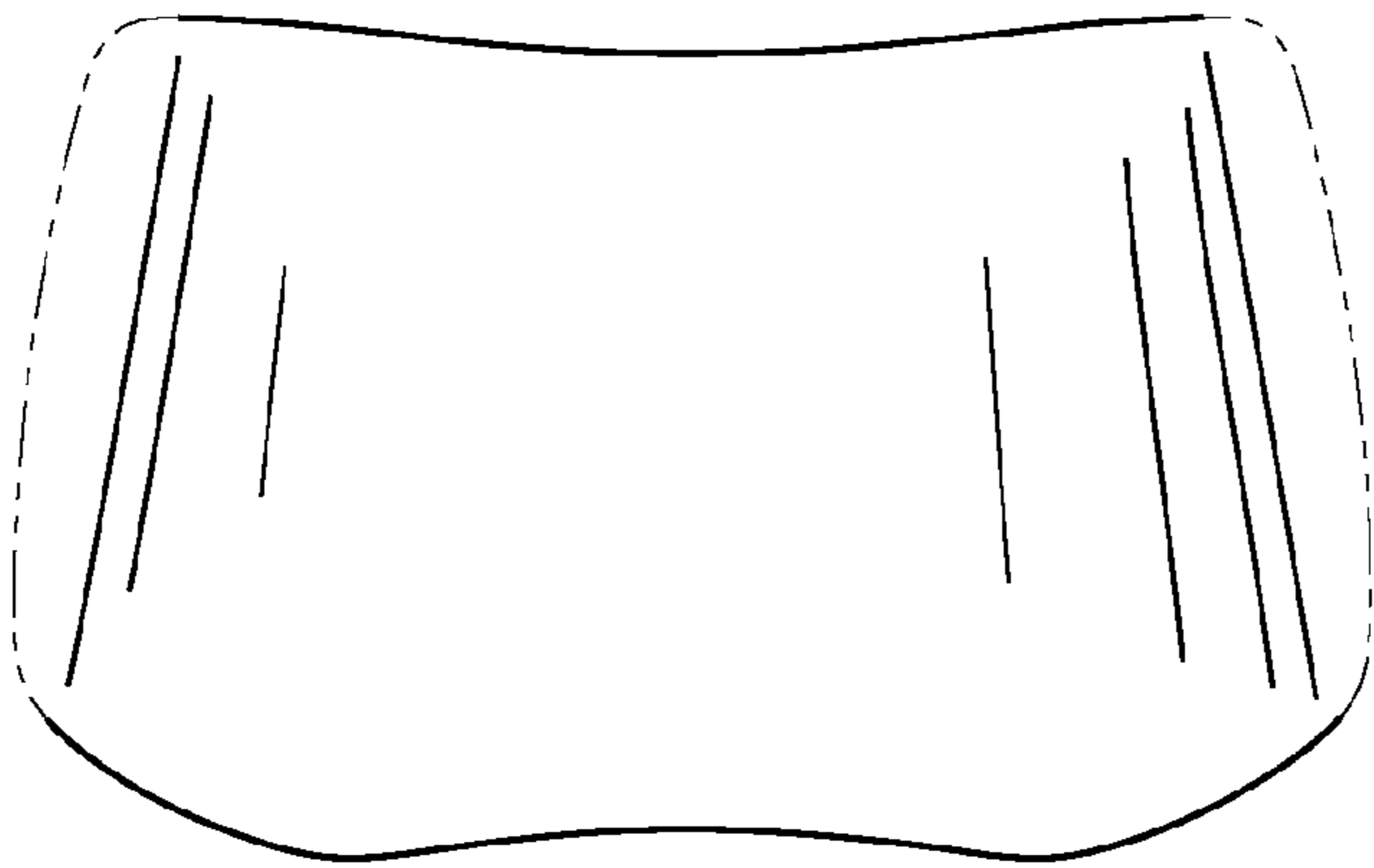


Fig. 2

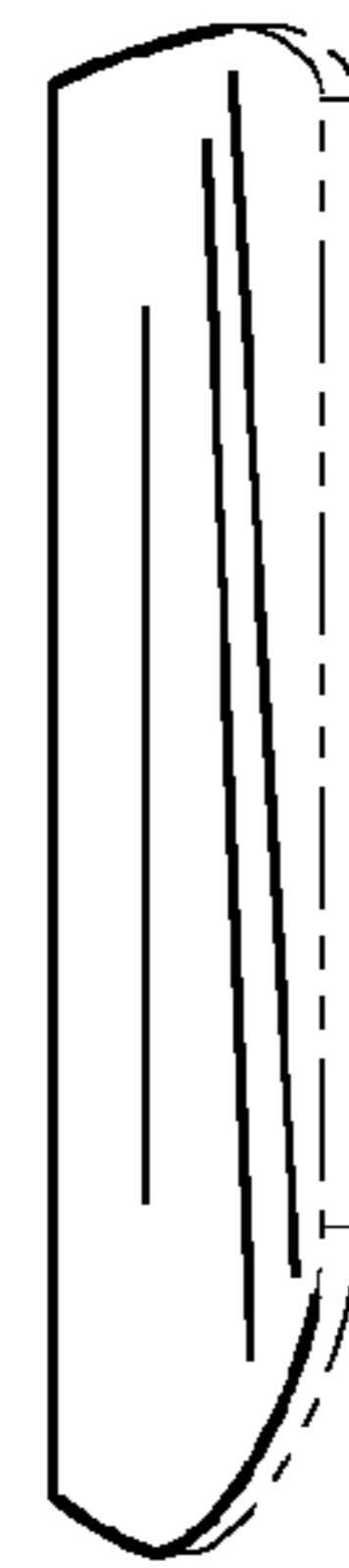


Fig. 3

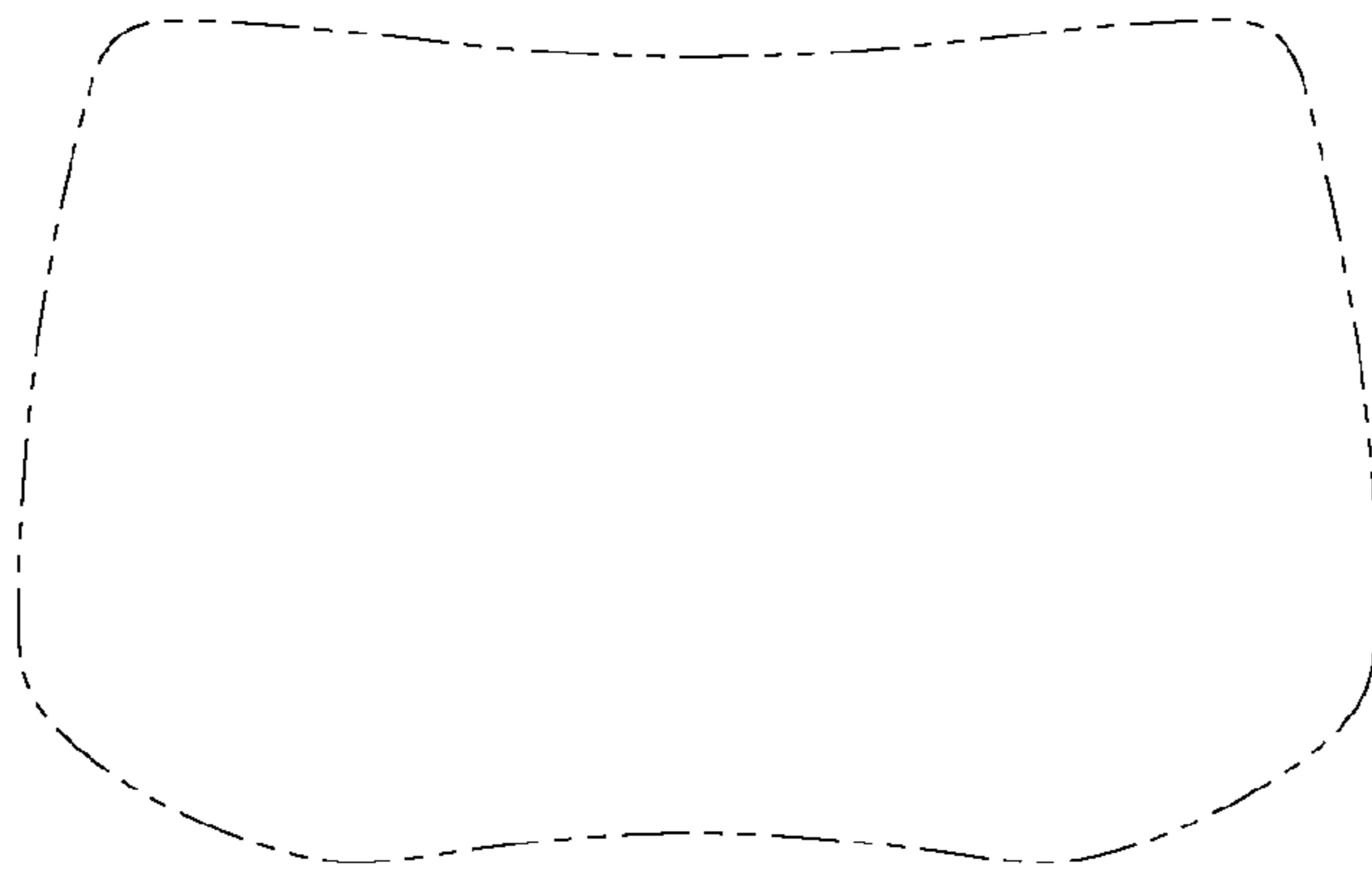


Fig. 4

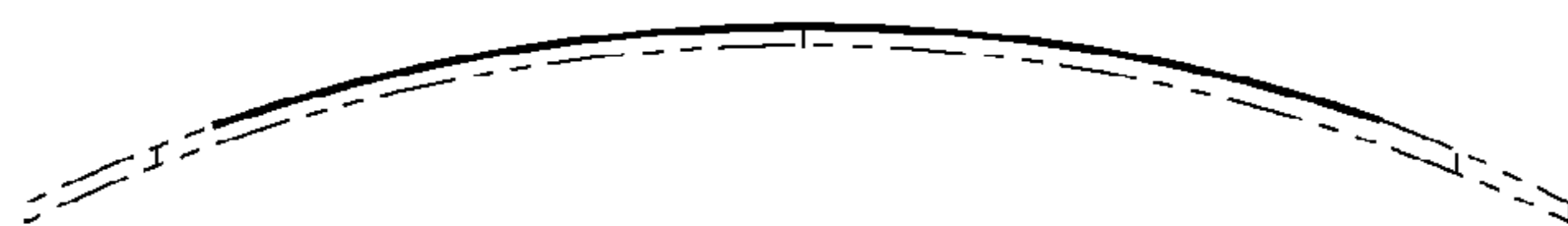


Fig. 5

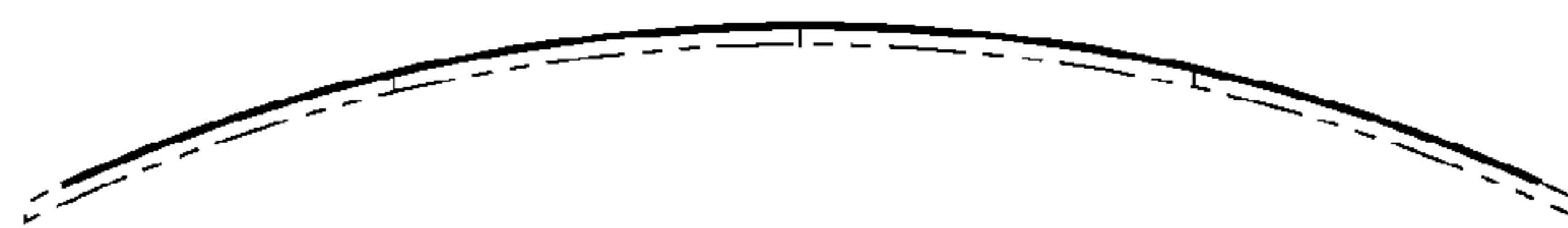


Fig. 6

UNITED STATES PATENT AND TRADEMARK OFFICE
CERTIFICATE OF CORRECTION

PATENT NO. : Des. 604,911 S
APPLICATION NO. : 29/328476
DATED : November 24, 2009
INVENTOR(S) : Oskar E. Juhlin

Page 1 of 1

It is certified that error appears in the above-identified patent and that said Letters Patent is hereby corrected as shown below:

Title Page, Column 2, Under "Description"
Line 4, after "view" delete "of".

Signed and Sealed this

Ninth Day of February, 2010



David J. Kappos
Director of the United States Patent and Trademark Office