

US00D604910S

(12) **United States Design Patent**  
**Smaller**

(10) **Patent No.:** **US D604,910 S**

(45) **Date of Patent:** **\*\* Nov. 24, 2009**

(54) **FACE MASK**

(75) Inventor: **John Smaller**, Poway, CA (US)

(73) Assignee: **Balboa Manufacturing Co., LLC**,  
Poway, CA (US)

(\*\*) Term: **14 Years**

(21) Appl. No.: **29/327,497**

(22) Filed: **Nov. 7, 2008**

(51) **LOC (9) Cl.** ..... **29-02**

(52) **U.S. Cl.** ..... **D29/108**

(58) **Field of Classification Search** ..... D29/102-111,  
D29/122; 2/9, 410-414, 416-425, 209.13,  
2/906, DIG. 1, 8.1-8.2, 8.6, 8.7, 171.3, 427,  
2/429, 10, 206, 173, 457, 4, 202; 62/3.5,  
62/259.3; 128/204.15, 889, 201.24, 201.15;  
602/58, 74; D24/189, 191, 124; D2/889  
See application file for complete search history.

(56) **References Cited**

**U.S. PATENT DOCUMENTS**

805,052	A *	11/1905	Brooks	.....	2/206
3,740,767	A *	6/1973	Schuessler	.....	2/173
4,825,474	A *	5/1989	Edwards	.....	2/206
D311,261	S *	10/1990	Avey	.....	D29/108
D327,339	S *	6/1992	Rasmussen et al.	.....	D29/108
5,214,804	A *	6/1993	Carey et al.	.....	2/206
D366,347	S *	1/1996	Avey	.....	D29/106
D369,442	S *	4/1996	Jones	.....	D29/108

5,623,733	A *	4/1997	Kurimoto et al.	.....	2/206
5,809,572	A *	9/1998	Sisolak	.....	2/173
5,845,340	A *	12/1998	Frislie	.....	2/202
D423,726	S *	4/2000	Backus	.....	D29/108
6,272,690	B1 *	8/2001	Carey et al.	.....	2/206
D455,236	S *	4/2002	Gatton	.....	D29/108
7,000,252	B1 *	2/2006	Tobin	.....	2/9
7,272,861	B2 *	9/2007	Colletti et al.	.....	2/206
D566,339	S *	4/2008	Struebing	.....	D29/108

\* cited by examiner

*Primary Examiner*—Ruth McInroy

(74) *Attorney, Agent, or Firm*—Frank G. Morkunas

(57) **CLAIM**

I claim the ornamental design for a face mask, as shown and described.

**DESCRIPTION**

FIG. 1 is a left-side elevation view of a face mask showing my new design;

FIG. 2 is a front elevation view thereof;

FIG. 3 is a bottom plan view thereof;

FIG. 4 is a right-side elevation view thereof;

FIG. 5 is a top plan view thereof;

FIG. 6 is a rear elevation view thereof; and,

FIG. 7 is a perspective view thereof, the person shown in broken lines forms no part of the claimed design.

**1 Claim, 2 Drawing Sheets**

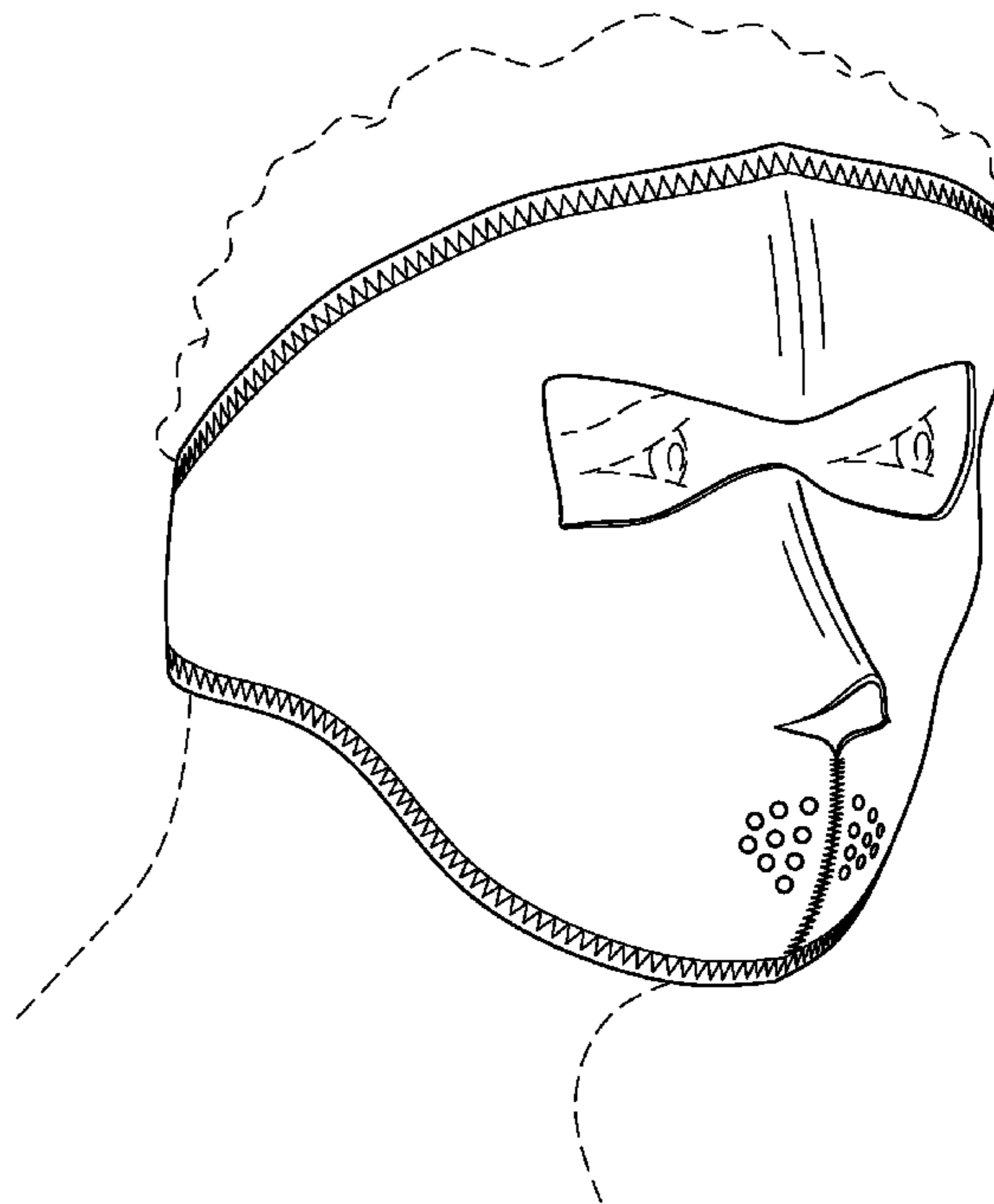
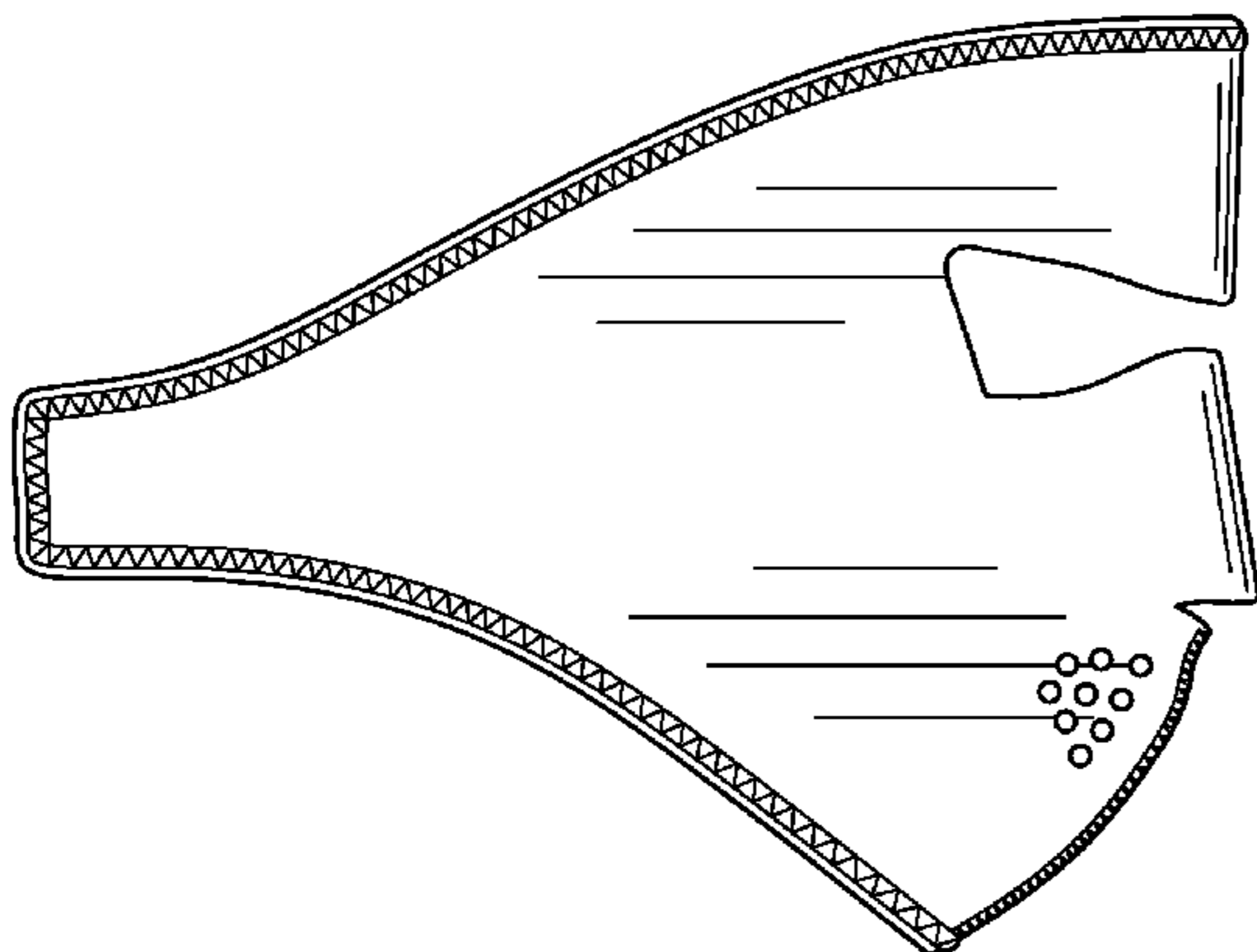




Fig. 2

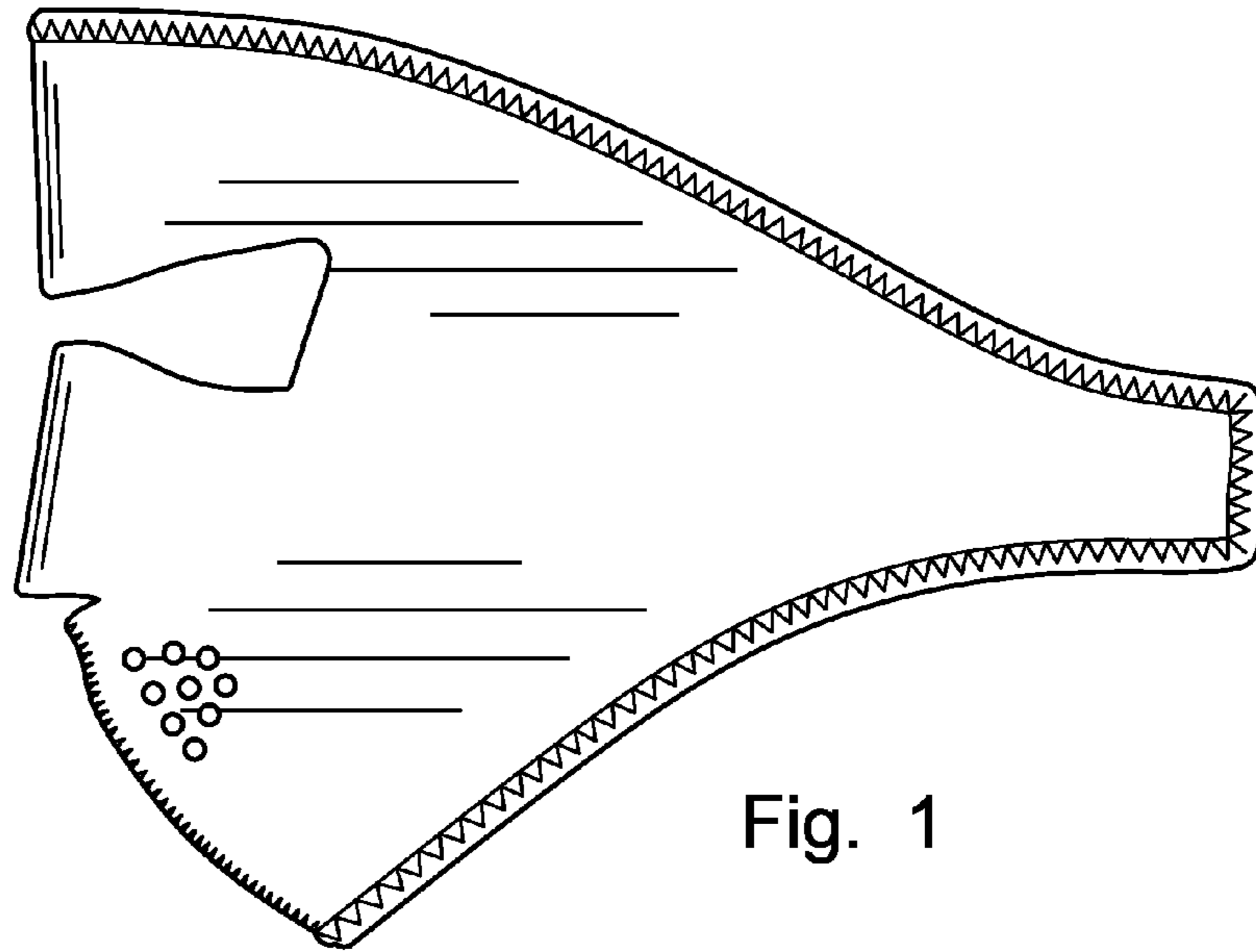


Fig. 1




Fig. 3



Fig. 5



Fig. 6

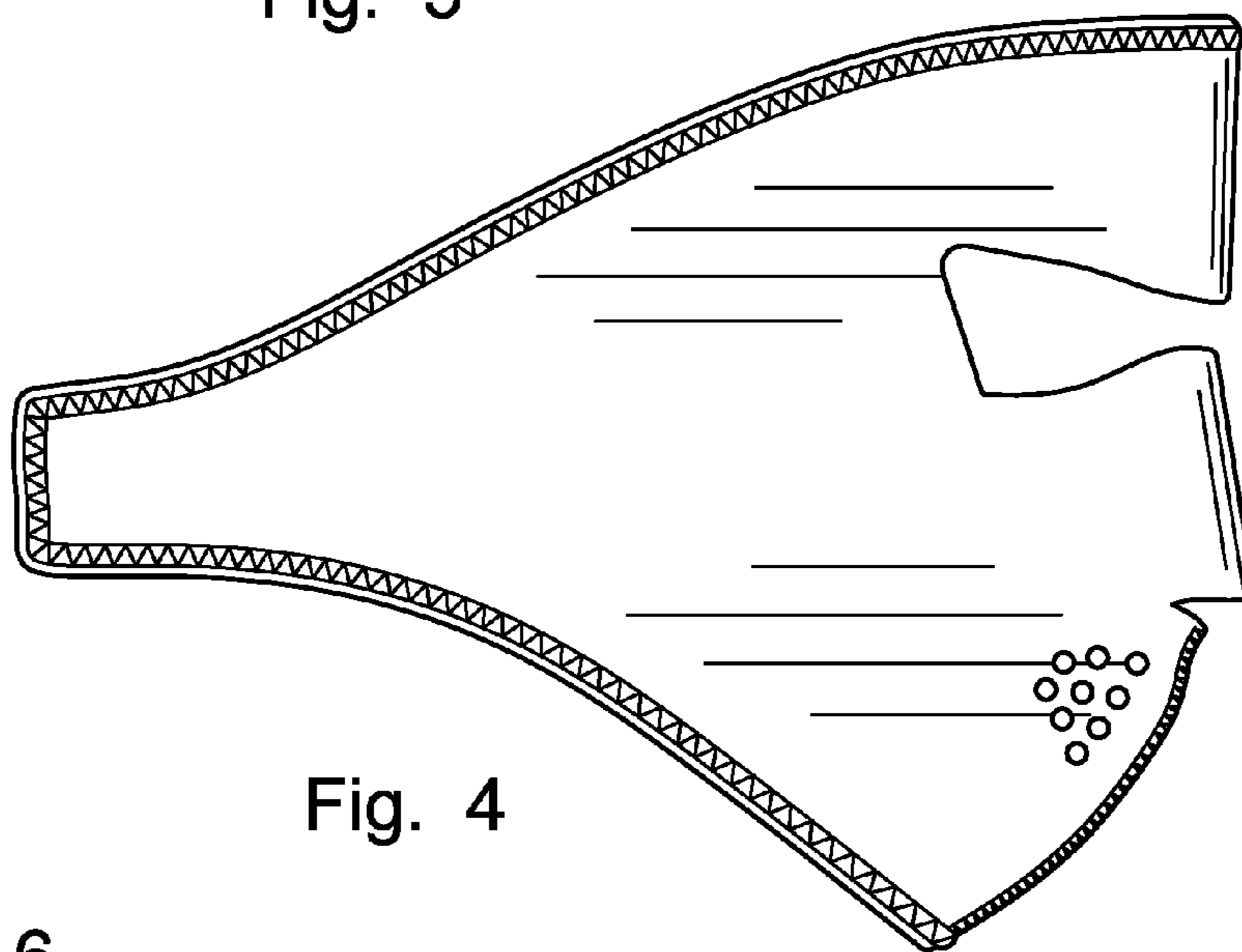


Fig. 4

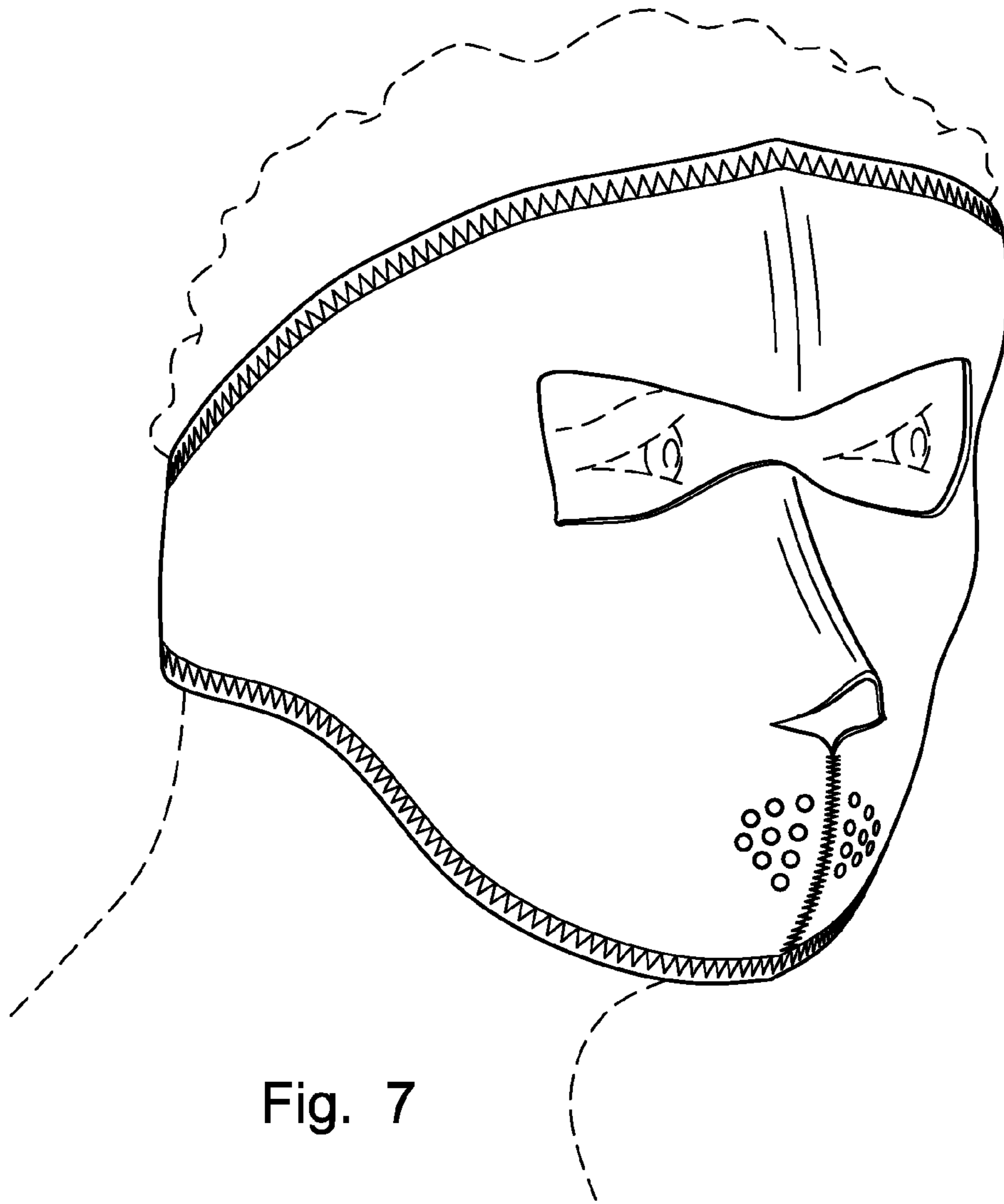


Fig. 7