

US00D604872S

(12) **United States Design Patent**
Wells

(10) **Patent No.:** **US D604,872 S**
(45) **Date of Patent:** **** Nov. 24, 2009**

(54) **HOLIDAY-THEMED LIGHT COVER SET**

(57) **CLAIM**

(76) **Inventor:** **Jason W. Wells**, 19557 Green Mountain Dr., Newhall, CA (US) 91321

I claim the ornamental design for a holiday-themed light cover set, as shown and described.

(**) **Term:** **14 Years**

DESCRIPTION

(21) **Appl. No.:** **29/330,769**

FIG. 1 is a perspective view of a holiday-themed light cover set, showing my new design;

(22) **Filed:** **Jan. 14, 2009**

FIG. 2 is a front elevational view of a first holiday-themed light cover of the invention, the rear elevational view being a mirror image thereof;

(51) **LOC (9) Cl.** **26-04**

FIG. 3 is a left-side elevational view of the first holiday-themed light cover of the invention,

(52) **U.S. Cl.** **D26/25; D26/125**

FIG. 4 is a right-side elevational view thereof;

(58) **Field of Classification Search** **D26/24,**

FIG. 5 is a top plan view thereof;

D26/25, 94, 98, 99, 100, 101, 4, 125; D21/467; D11/117, 118, 121, 124, 125, 128, 136, 137, D11/141, 160, 162; 362/605, 564, 565, 566, 362/567, 568, 121, 122, 123, 124, 249.15, 362/249.16, 249.17, 249.18, 249.19, 311.13, 362/806, 807, 808, 228, 236, 237, 249.03, 362/249.04, 249.06, 249.07, 249.08, 249.09, 362/249.1, 249.11

FIG. 6 is a bottom plan view thereof;

FIG. 7 is a front elevational view of a second holiday-themed light cover of the invention, the rear elevational view being a mirror image thereof;

See application file for complete search history.

FIG. 8 is a left-side elevational view thereof, the right-side elevational view being a mirror image thereof;

(56) **References Cited**

FIG. 9 is a top plan view thereof;

U.S. PATENT DOCUMENTS

FIG. 10 is a bottom plan view thereof;

2,554,363 A	5/1951	Glaser
D167,616 S	9/1952	Clare
D178,826 S	9/1956	Burnbaum
2,821,802 A	2/1958	Glaser

FIG. 11 is a front elevational view of a third holiday-themed light cover of the invention, the rear elevational view being a mirror image thereof;

FIG. 12 is a left-side elevational view thereof, the right-side elevational view being a mirror image thereof;

FIG. 13 is a top plan view thereof; and,

FIG. 14 is a bottom plan view thereof.

(Continued)

The broken lines showing a light string in FIG. 1 are included for the purpose of illustrating the invention in use, and form no part of the claimed design.

Primary Examiner—Cathron C Brooks
Assistant Examiner—Angela J Lee

The holiday-themed light covers are shown separately in FIGS. 2–14 for clarity of illustration.

(74) *Attorney, Agent, or Firm*—QuickPatents, Inc.; Kevin Prince

1 Claim, 5 Drawing Sheets



US D604,872 S

Page 2

U.S. PATENT DOCUMENTS					
D184,477 S	2/1959	Flaster	D457,666 S *	5/2002	Sehl D26/25
D195,131 S	4/1963	Gunter	D458,699 S *	6/2002	Gilbert D26/25
D203,507 S	1/1966	Richardson	6,398,387 B1 *	6/2002	Wienhold 362/231
D209,518 S	12/1967	Kemenezky	6,478,455 B2 *	11/2002	Ahroni 362/352
D212,365 S	10/1968	Kemenezky	6,494,591 B1 *	12/2002	Guimond 362/237
D256,681 S	9/1980	Green	D470,432 S	2/2003	Rabinowitz
D275,559 S	9/1984	Williams	D473,958 S *	4/2003	Pascasio D26/25
D350,080 S	8/1994	Andersen	D479,618 S *	9/2003	Lamonto D26/25
D360,701 S *	7/1995	Glasstetter D26/25	D503,125 S	3/2005	Federic
D365,298 S	12/1995	Dixon	D519,402 S	4/2006	Kuo
D384,595 S	10/1997	Hartwell-Ruland	D550,586 S	9/2007	Tsai
D420,866 S	2/2000	VanHalteren	7,303,312 B2 *	12/2007	Wang 362/249.16
D425,819 S	5/2000	Lin	2003/0210541 A1 *	11/2003	Long 362/84
6,116,752 A *	9/2000	Mayfield et al. 362/147	2006/0228472 A1 *	10/2006	Van Dyn Hoven 427/209
			2007/0121321 A1 *	5/2007	Cheng 362/252
					* cited by examiner




FIG. 1

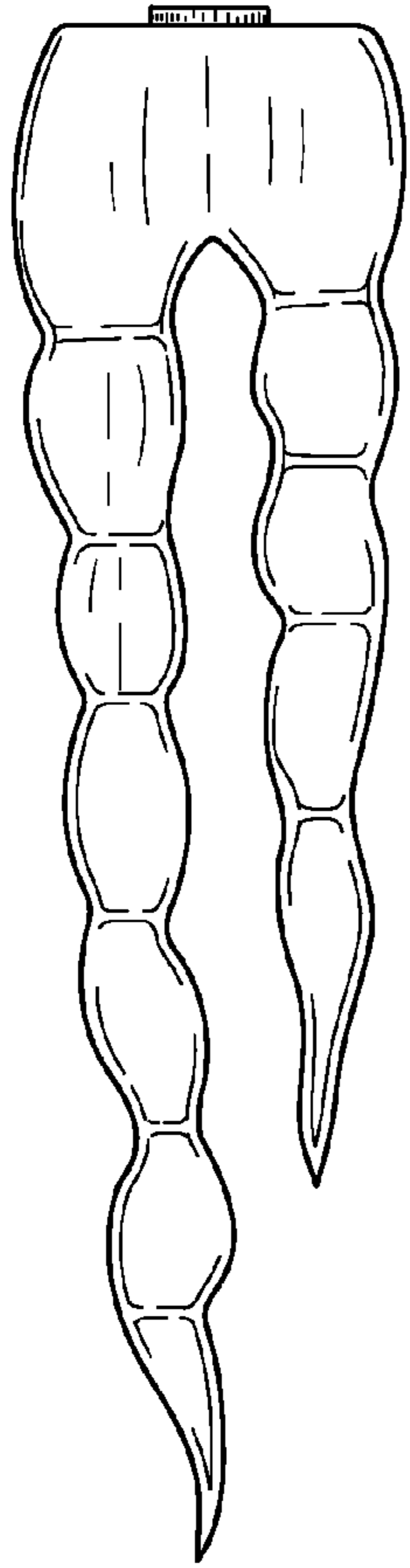


FIG. 2

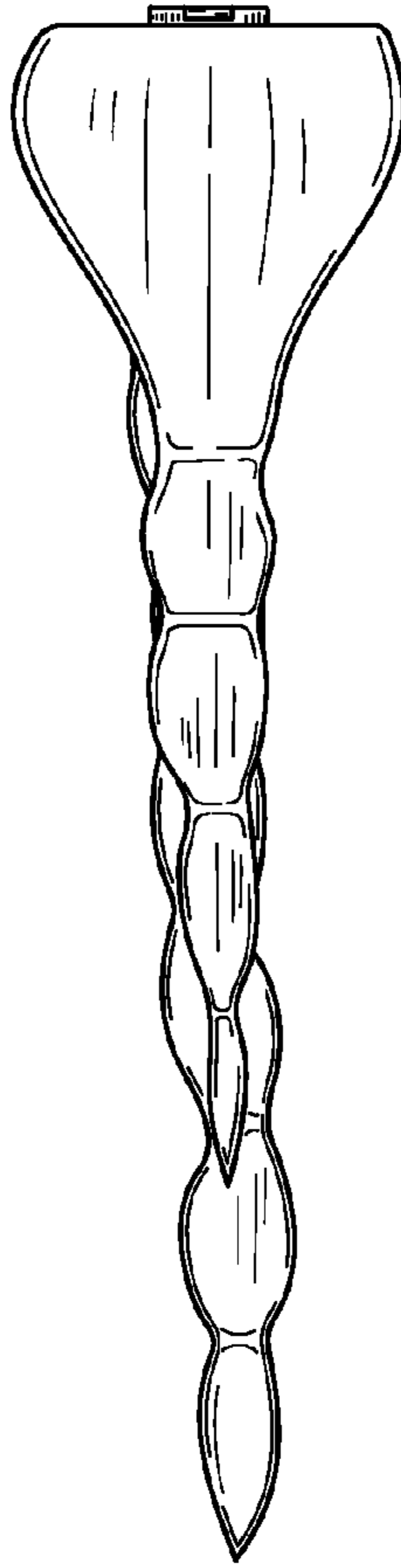


FIG. 3

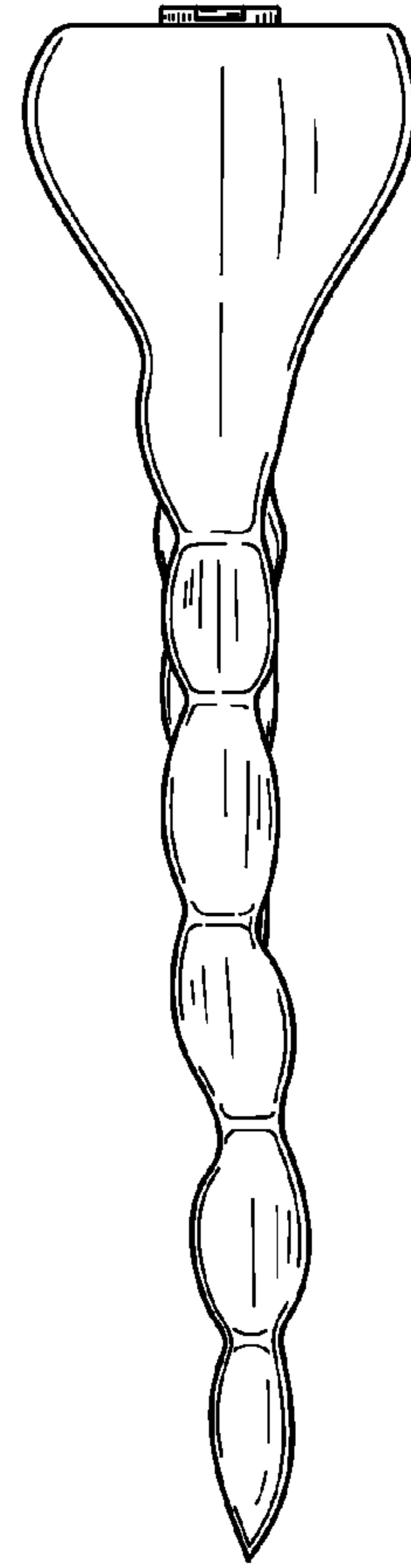


FIG. 4

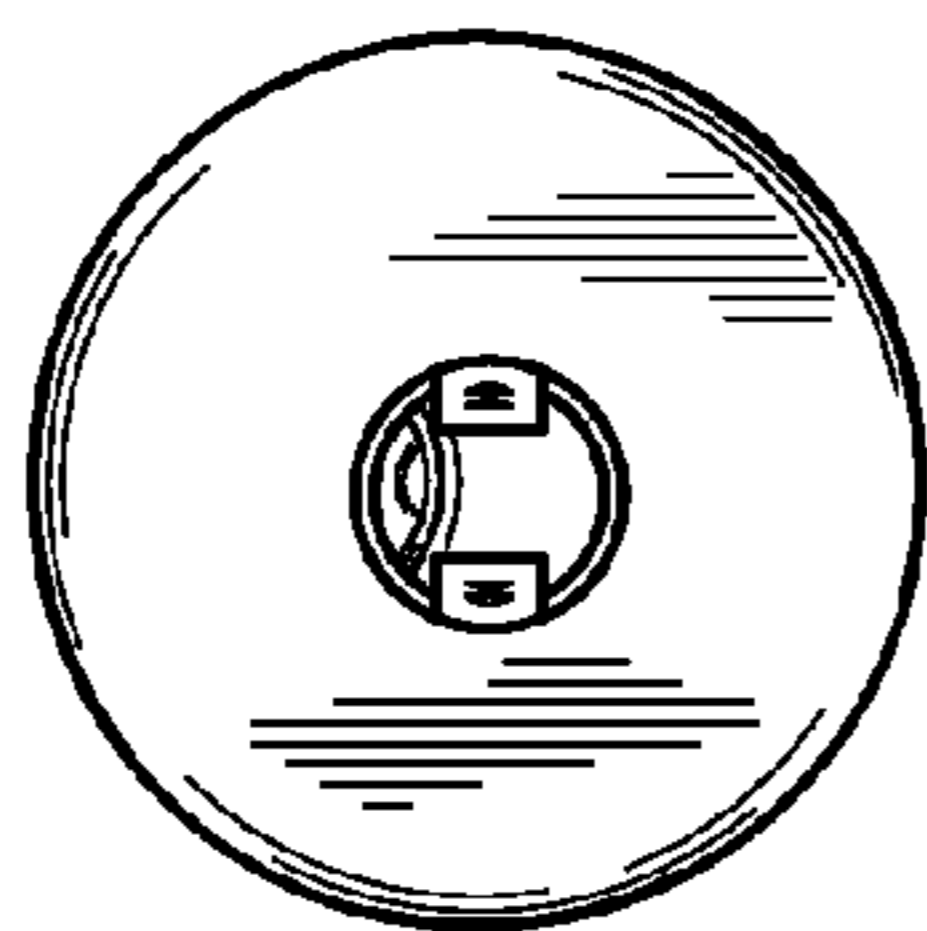


FIG. 5




FIG. 6

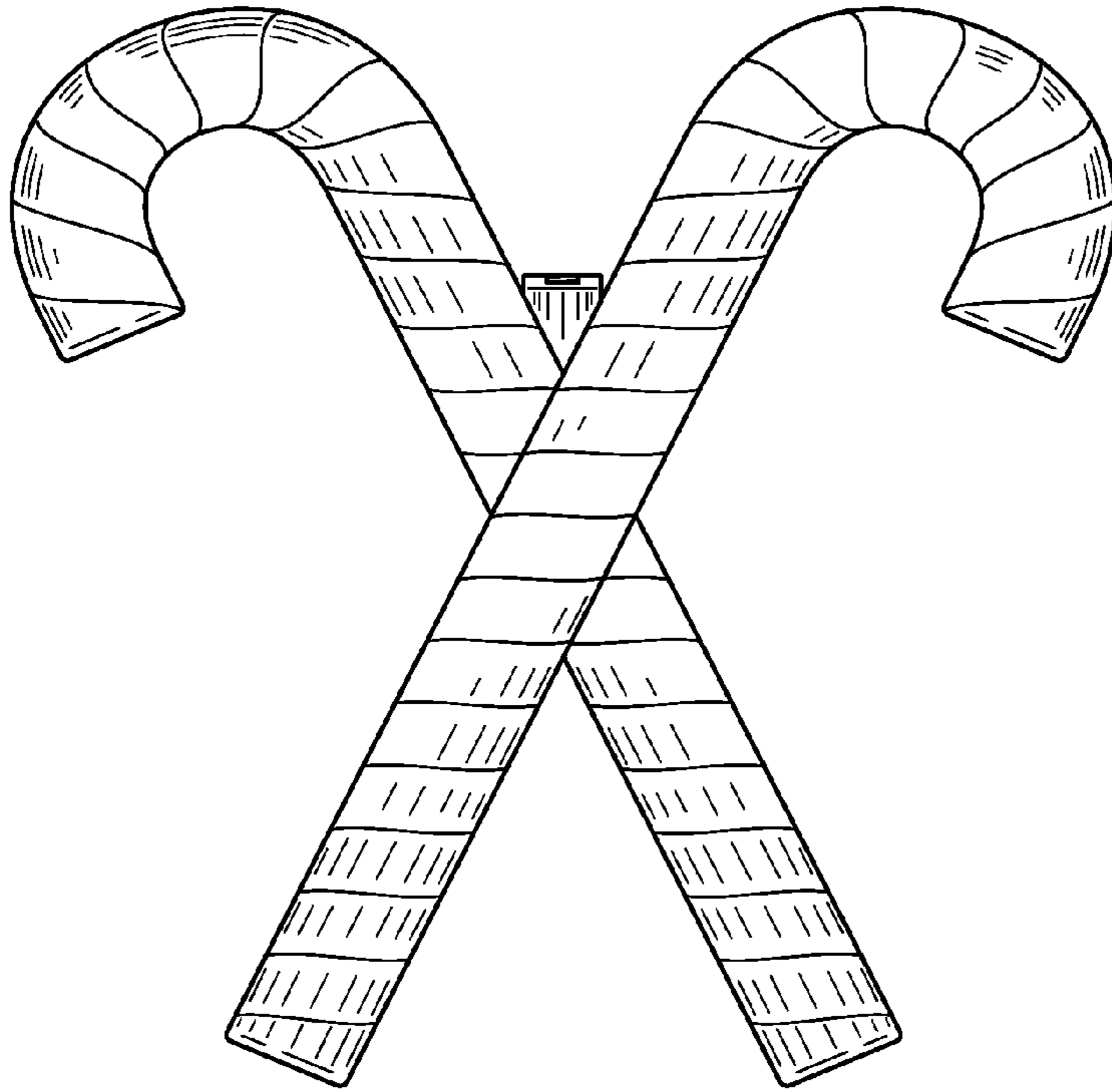


FIG. 7



FIG. 8

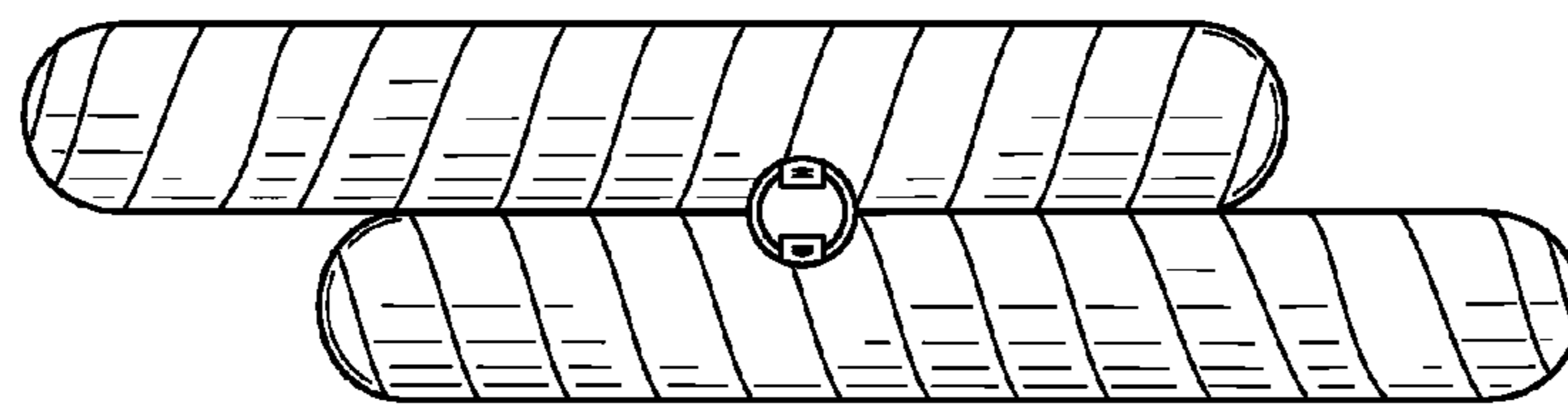


FIG. 9

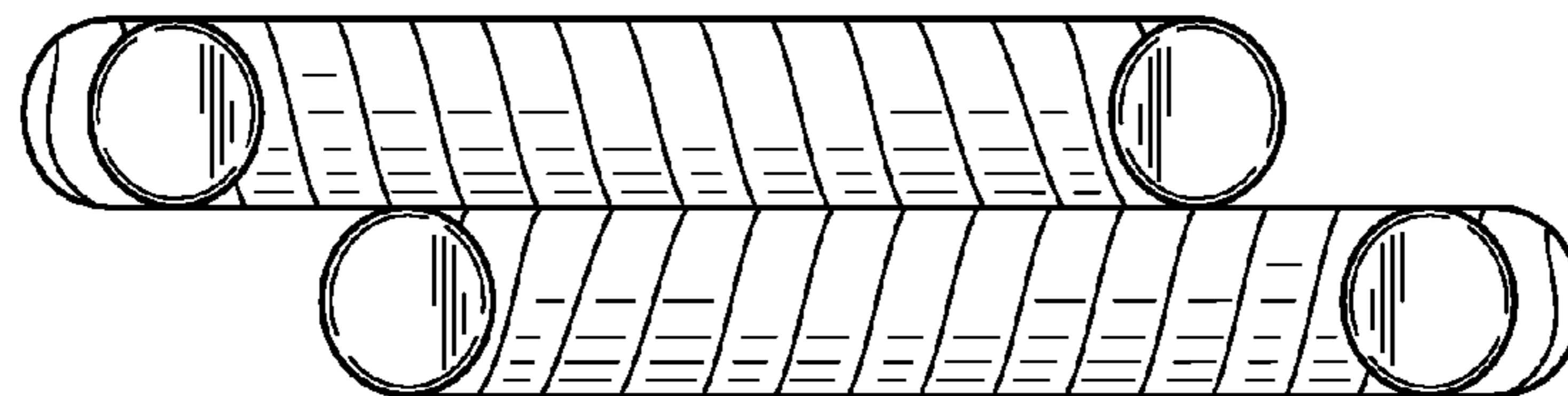


FIG. 10




FIG. 11



FIG. 12

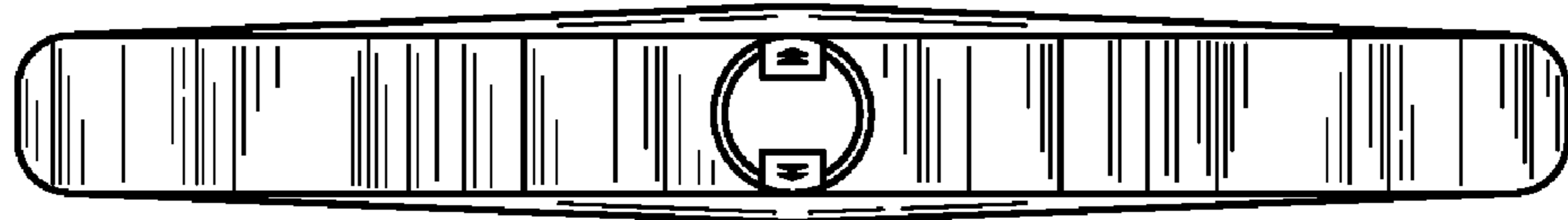


FIG. 13



FIG. 14