



US00D604861S

(12) **United States Design Patent**
Wu

(10) **Patent No.:** **US D604,861 S**
(45) **Date of Patent:** **** Nov. 24, 2009**

(54) **CONTROL DEVICE**

(75) Inventor: **Wei Wu**, Zhejiang Province (CN)

(73) Assignee: **Zhejiang Lover Health Science and Technology Development Co., Ltd.**, Zhejiang Province (CN)

(**) Term: **14 Years**

(21) Appl. No.: **29/302,323**

(22) Filed: **Jan. 15, 2008**

(51) **LOC (9) Cl.** **28-03**

(52) **U.S. Cl.** **D24/215**

(58) **Field of Classification Search** D24/211–215,
D24/200, 143; 601/46, 101, 87, 84, 80, 70,
601/85, 78, 67, 122, 128, 57, 94, 69, 79,
601/72, DIG. 14, DIG. 16; 600/38, 39; D13/168,
D13/169, 170, 174; D14/218, 137, 159,
D14/207, 204

See application file for complete search history.

(56) **References Cited**

U.S. PATENT DOCUMENTS

D546,962 S * 7/2007 Wu D24/215
D549,351 S * 8/2007 Wu D24/215

D550,372 S * 9/2007 Wu D24/215
D571,926 S * 6/2008 Wu D24/215
D574,965 S * 8/2008 Wu D24/215
D596,752 S * 7/2009 Wu D24/215

* cited by examiner

Primary Examiner—Cathron C Brooks
Assistant Examiner—Melanie Levy


(57) **CLAIM**

The ornamental design for a control device, as shown and described.

DESCRIPTION

The claimed control device is used for controlling sex toy.
FIG. 1 is a front elevational view of a control device showing my new design;
FIG. 2 is a rear elevational view thereof;
FIG. 3 is a left side view thereof;
FIG. 4 is a right side view thereof;
FIG. 5 is a top plan view thereof;
FIG. 6 is a bottom plan view thereof; and,
FIG. 7 is a perspective view thereof.

1 Claim, 2 Drawing Sheets



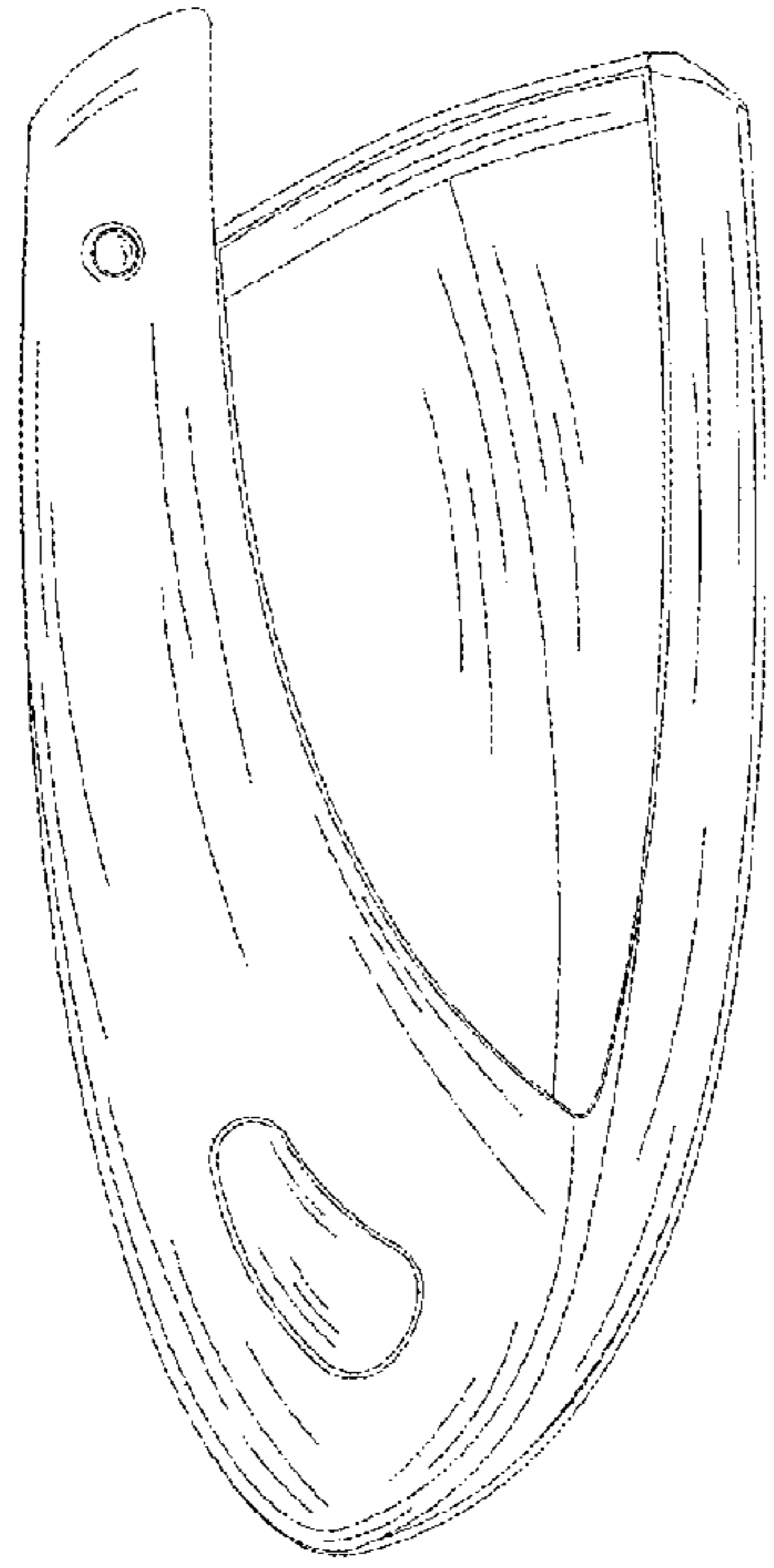


FIG. 1

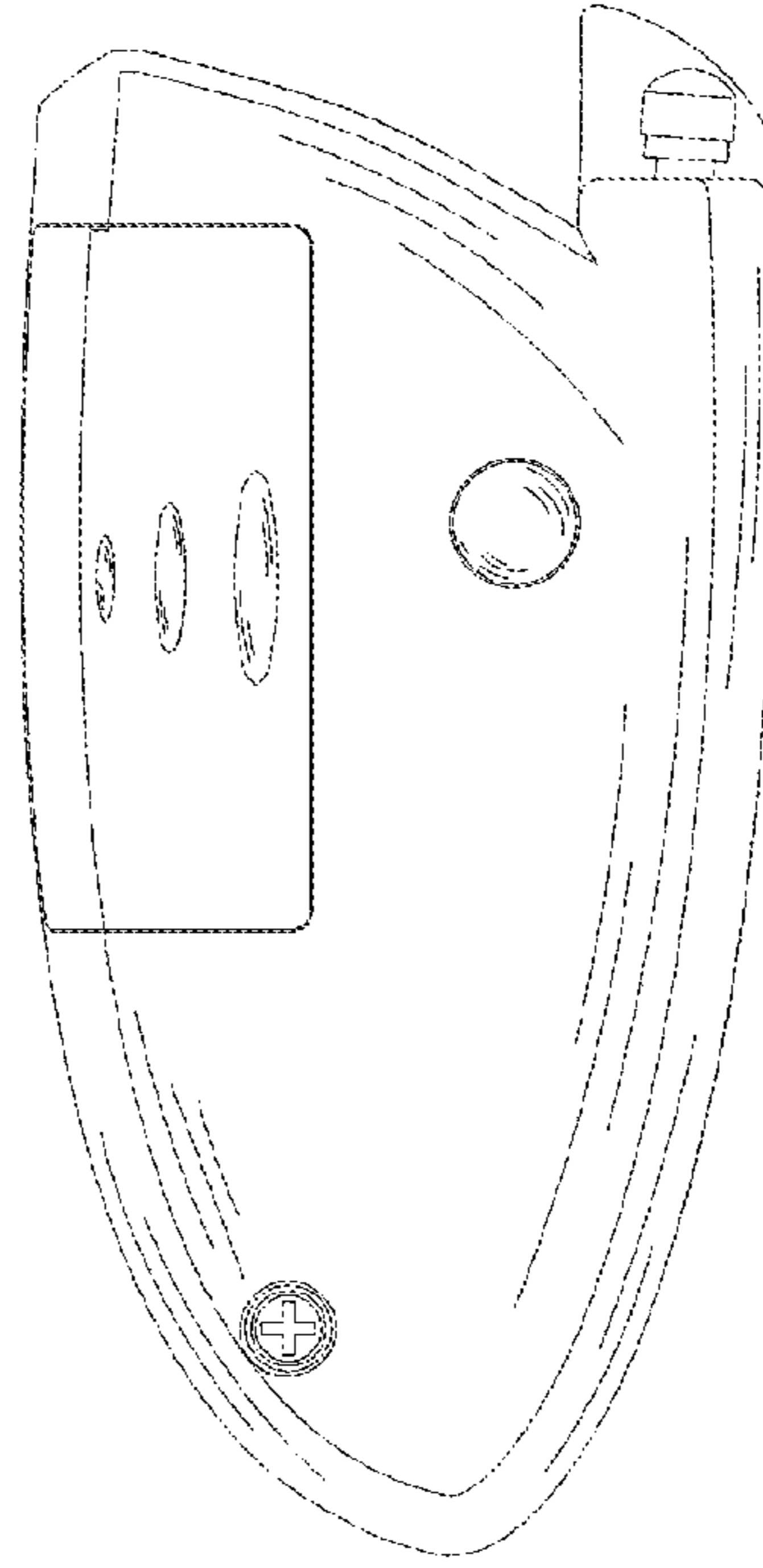


FIG. 2




FIG. 3




FIG. 4




FIG. 5

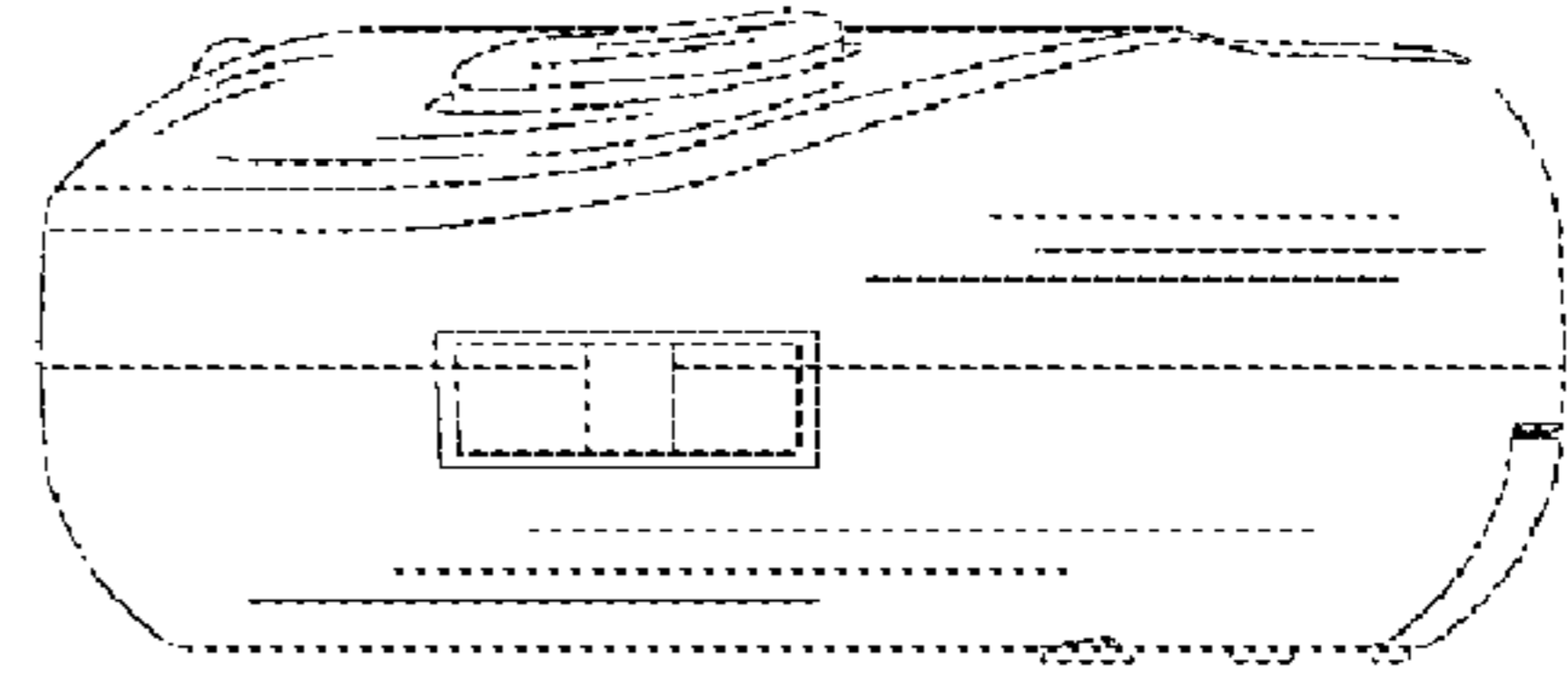


FIG. 6




FIG. 7