



US00D604857S

(12) **United States Design Patent**
Troutman

(10) **Patent No.:** **US D604,857 S**

(45) **Date of Patent:** **** Nov. 24, 2009**

(54) **FOAM TOE PILLOW**

(76) **Inventor:** **Sherry A. Troutman**, 4421 Park Lake
Terrace N, Bradenton, FL (US) 34209

(**) **Term:** **14 Years**

(21) **Appl. No.:** **29/301,853**

(22) **Filed:** **Mar. 19, 2008**

(51) **LOC (9) Cl.** **24-01**

(52) **U.S. Cl.** **D24/192**

(58) **Field of Classification Search** D24/119,
D24/188–192, 200, 211–215; D1/100; D6/595,
D6/596, 601, 604–605; D21/484, 504, 505;
D25/35, 112, 113, 138, 156; D28/4–8.1,
D28/56, 59; 128/882, 891, 894; 602/30;
5/630, 632, 633, 636, 646, 648, 652, 655.3,
5/655.9, 690, 706

See application file for complete search history.

(56) **References Cited**

U.S. PATENT DOCUMENTS

434,979	A *	8/1890	Dadisman	128/894
1,205,962	A *	11/1916	Arrowsmith	602/30
1,744,122	A	1/1930	Keeling		
1,787,398	A *	12/1930	Sidgreaves	602/30
1,819,766	A	8/1931	Capezio		
2,261,041	A	10/1941	Tennant		
2,603,212	A *	7/1952	Zeve	602/30
2,810,214	A	10/1957	Wolfe		
2,868,197	A *	1/1959	Murray	128/894
3,110,306	A	11/1963	Posner		
3,196,869	A *	7/1965	Scholl	602/30
3,234,936	A *	2/1966	Levitt	602/30

3,273,174	A *	9/1966	Genaro	5/633
4,583,303	A	4/1986	Laiacona et al.		
4,940,046	A *	7/1990	Jacoby	602/30
D366,801	S *	2/1996	Gray	D6/601
5,740,618	A	4/1998	Minden		
D405,308	S *	2/1999	Orozco	D6/601
6,033,370	A *	3/2000	Reinbold et al.	600/595
D443,694	S *	6/2001	Ford	D24/189
D445,901	S *	7/2001	Sims	D24/188
D451,197	S *	11/2001	Jefferson	D24/183
6,705,026	B1	3/2004	Arbour		
D489,458	S	5/2004	Joseph		
D507,648	S *	7/2005	Kiker	D24/119
D527,937	S *	9/2006	Aiken et al.	D6/601
D554,297	S	10/2007	Westlin		
2007/0234595	A1 *	10/2007	Davis	36/94

* cited by examiner

Primary Examiner—Philip S Hyder

Assistant Examiner—Susan E Krakower

(74) *Attorney, Agent, or Firm*—Robert C Montgomery

(57) **CLAIM**

The ornamental design for a foam toe pillow, as shown and described.

DESCRIPTION

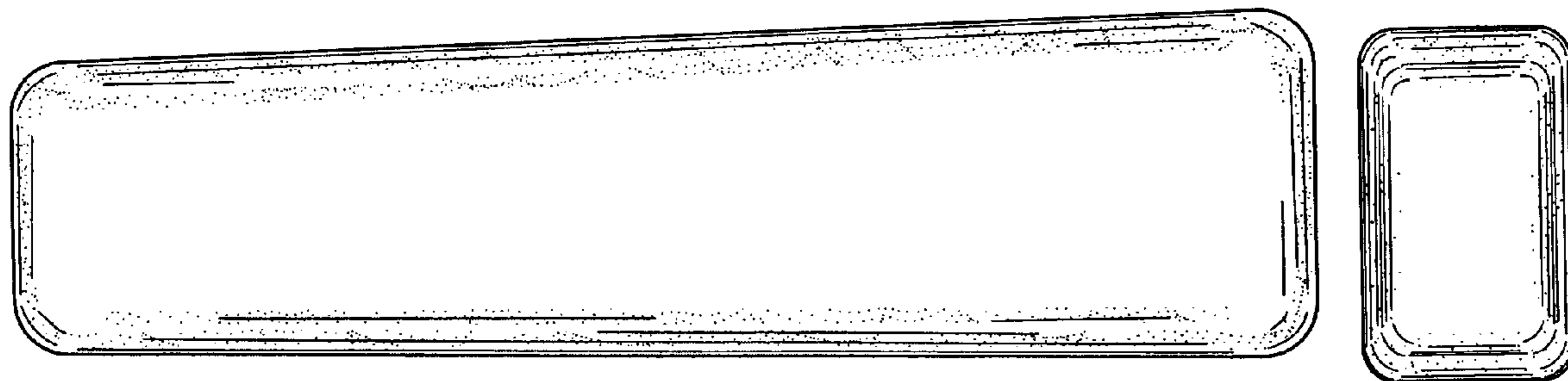
FIG. 1 is a top view of a foam toe pillow, as shown and described;

FIG. 2 is a right side view thereof;

FIG. 3 is left side view thereof; and,

FIG. 4 is a front view thereof.

1 Claim, 4 Drawing Sheets






Fig. 1




Fig. 2




Fig. 3

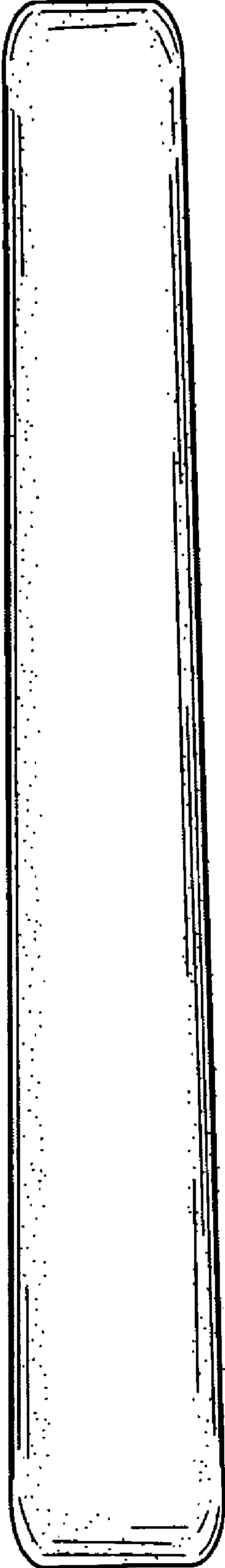


Fig. 4