



US00D604850S

(12) **United States Design Patent**  
**Lewis et al.**

(10) **Patent No.:** **US D604,850 S**  
(45) **Date of Patent:** **\*\* Nov. 24, 2009**

(54) **ORTHOPEDIC BONE BLOCK ASSEMBLY**  
(75) Inventors: **Wesley I. Lewis**, Archer, FL (US); **John R. Bianchi**, Gainesville, FL (US); **Joe Kutsavage**, High Springs, FL (US); **Arunas A. Zhukauskas**, Gainesville, FL (US)

5,067,962 A 11/1991 Campbell et al.  
5,092,887 A 3/1992 Gendler  
5,383,878 A 1/1995 Roger et al.  
5,425,767 A 6/1995 Steininger et al.  
5,443,509 A 8/1995 Boucher et al.  
5,766,252 A 6/1998 Henry et al.

(Continued)

(73) Assignee: **RTI Biologics, Inc.**, Alachua, FL (US)

(\*\*) Term: **14 Years**

(21) Appl. No.: **29/329,504**

(22) Filed: **Dec. 16, 2008**

**Related U.S. Application Data**

(63) Continuation of application No. 29/255,378, filed on Mar. 6, 2006, now Pat. No. Des. 583,055, which is a continuation of application No. 11/073,400, filed on Mar. 4, 2005, which is a continuation of application No. 11/313,280, filed on Dec. 19, 2005.

(51) **LOC (9) Cl.** ..... **24-03**  
(52) **U.S. Cl.** ..... **D24/155**  
(58) **Field of Classification Search** ..... D24/155-156;  
D8/387; 606/61, 72, 281, 292; 623/17.11,  
623/17.16, 286, 17.12, 17.14, 17.17  
See application file for complete search history.

(56) **References Cited**

**U.S. PATENT DOCUMENTS**

3,705,586 A 12/1972 Sarracino  
4,034,444 A 7/1977 Moertel  
4,349,921 A \* 9/1982 Kuntz ..... 623/17.16  
4,611,592 A 9/1986 Talboy  
4,911,710 A 3/1990 Milthorpe et al.  
4,927,421 A 5/1990 Goble et al.

**OTHER PUBLICATIONS**

Advertisement for LinX HT Hamstring Tendon Polymer Fastener by Innovasive Devices, Inc.

(Continued)

*Primary Examiner*—Charles A Rademaker  
(74) *Attorney, Agent, or Firm*—McAndrews, Held & Malloy, Ltd.

(57) **CLAIM**

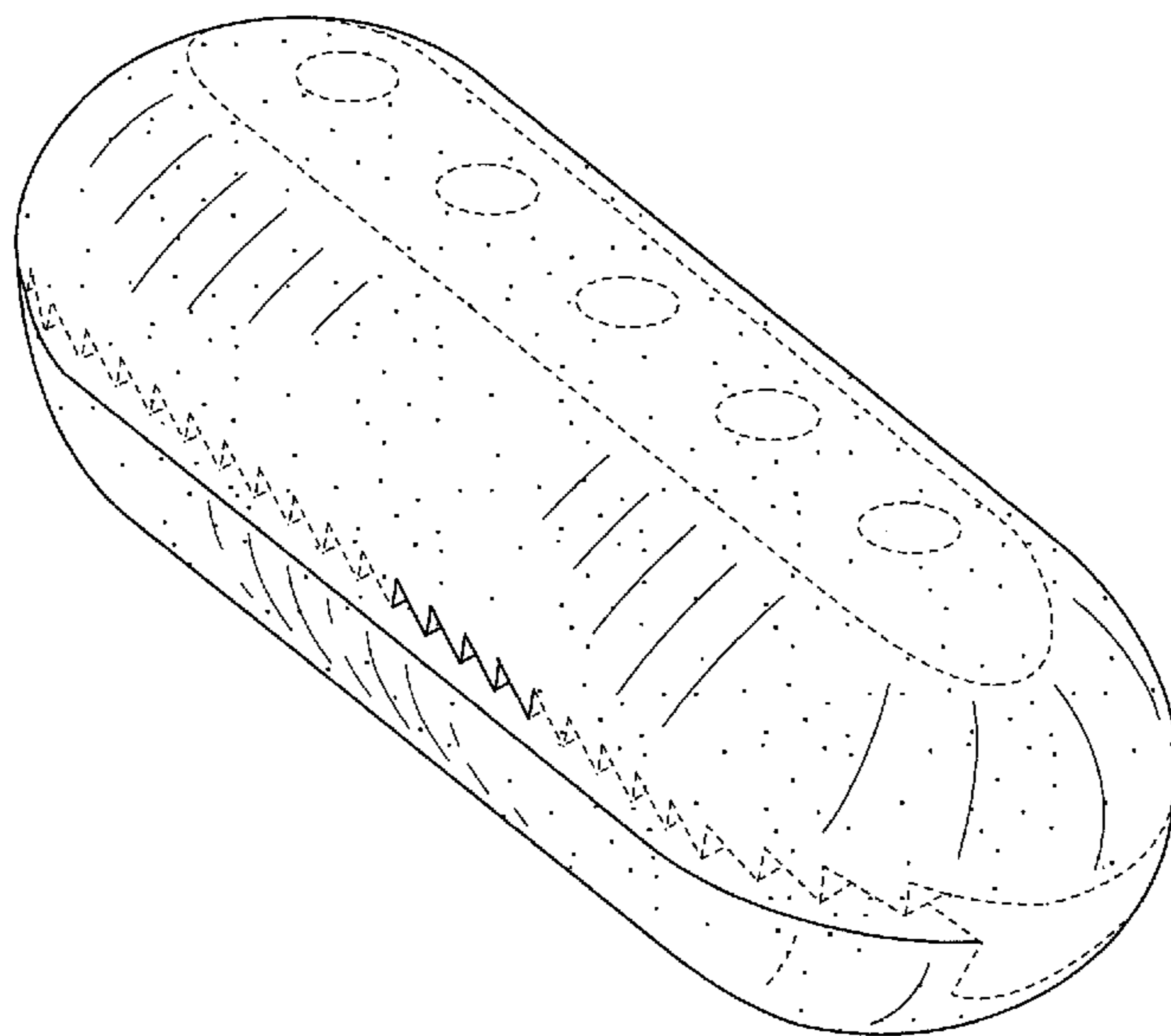
The ornamental design for an orthopedic bone block assembly, as shown and described.

**DESCRIPTION**

FIG. 1 is a perspective view of an orthopedic bone block assembly showing our new design;  
FIG. 2 is a front elevation thereof;  
FIG. 3 is a back elevation thereof;  
FIG. 4 is a left side elevation thereof;  
FIG. 5 is a right side elevation thereof;  
FIG. 6 is a top plan view thereof; and,  
FIG. 7 is a bottom plan view thereof.

The broken lines in the drawings are included for the purpose of illustrating environmental structure and form no part of the claimed design.

**1 Claim, 2 Drawing Sheets**



# US D604,850 S

Page 2

## U.S. PATENT DOCUMENTS

5,772,664	A	6/1998	DeSatnick et al.				
5,846,484	A	12/1998	Scarborough et al.				
5,888,224	A *	3/1999	Beckers et al. ....	623/17.16			
5,897,570	A	4/1999	Palleva et al.				
5,951,560	A	9/1999	Simon et al.				
5,968,046	A *	10/1999	Castleman .....	606/286			
6,001,100	A	12/1999	Sherman et al.				
6,025,538	A	2/2000	Yaccarino				
6,080,158	A	6/2000	Lin				
6,110,210	A *	8/2000	Norton et al. ....	623/17.16			
6,200,347	B1	3/2001	Anderson et al.				
6,270,528	B1 *	8/2001	McKay .....	623/17.11			
6,287,309	B1 *	9/2001	Bacelli et al. ....	606/292			
6,368,325	B1	4/2002	McKinley et al.				
6,454,770	B1 *	9/2002	Klaue .....	606/281			
6,482,584	B1	11/2002	Mills et al.				
6,497,726	B1	12/2002	Carter et al.				
6,592,622	B1	7/2003	Ferguson				
6,613,278	B1	9/2003	Mills et al.				
6,652,818	B1	11/2003	Mills et al.				
6,730,124	B2	5/2004	Steiner				
6,761,739	B2	7/2004	Shepard				
6,805,713	B1	10/2004	Carter et al.				
6,890,354	B2	5/2005	Steiner et al.				
6,893,462	B2	5/2005	Buskirk et al.				
7,011,684	B2	3/2006	Eckman				
7,063,725	B2	6/2006	Foley				
7,141,066	B2	11/2006	Steiner et al.				
D533,277	S	12/2006	Blain				
7,169,183	B2	1/2007	Liu et al.				
7,217,293	B2	5/2007	Branch, Jr.				
D552,734	S	10/2007	Eckman				
D553,745	S	10/2007	Park				
7,351,262	B2	4/2008	Bindseil et al.				
D583,053	S *	12/2008	Zhukauskas et al. ....	D24/155			
D583,055	S *	12/2008	Lewis et al. ....	D24/155			
D583,056	S *	12/2008	Goede et al. ....	D24/155			
D583,473	S *	12/2008	Goede et al. ....	D24/155			
2001/0031254	A1	10/2001	Bianchi et al.				
2002/0029084	A1	3/2002	Paul et al.				
2002/0072806	A1	6/2002	Buskirk et al.				
2003/0023304	A1	1/2003	Carter et al.				
2003/0171810	A1	9/2003	Steiner				
2003/0171811	A1	9/2003	Steiner et al.				
2004/0030385	A1	2/2004	Steiner				
2004/0210308	A1	10/2004	Carter et al.				
2005/0015940	A1	1/2005	Stafford				
2005/0059987	A1	3/2005	Hermann et al.				
2005/0152881	A1	7/2005	Mills et al.				
2005/0159812	A1	7/2005	Dinger, III et al.				
2005/0228378	A1	10/2005	Kalfas et al.				
2005/0229323	A1	10/2005	Mills et al.				

## OTHER PUBLICATIONS

Non-Final Rejection corresponding to U.S. Appl. No. 11/073,202, mailed Aug. 5, 2008.

Non-Final Rejection corresponding to U.S. Appl. No. 11/073,400, mailed Sep. 8, 2008.

Non-Final Rejection corresponding to U.S. Appl. No. 11/073,281, mailed Aug. 5, 2008.

Non-Final Rejection corresponding to U.S. Appl. No. 11/313,280, mailed Sep. 30, 2008.

\* cited by examiner

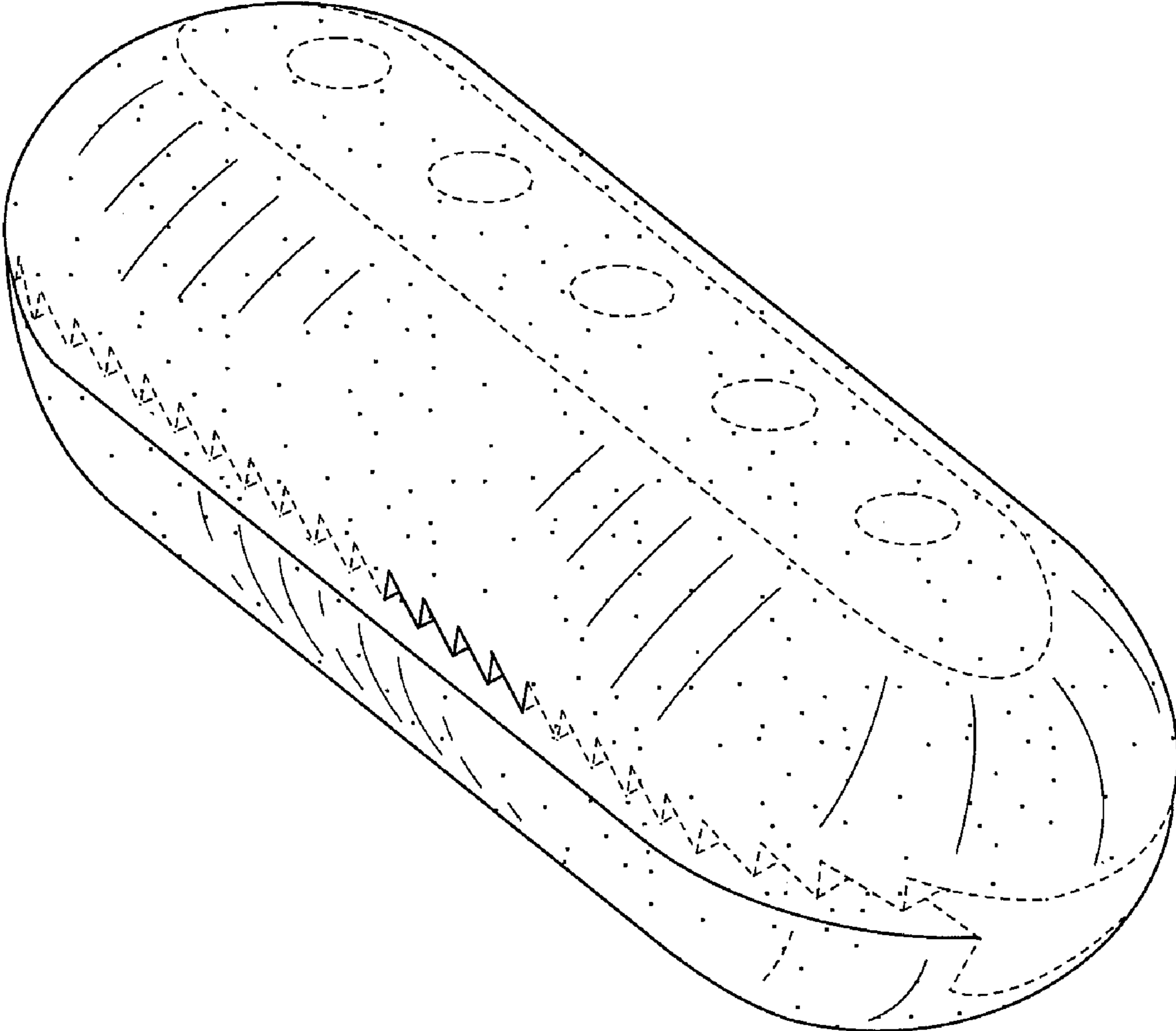


FIG. 1

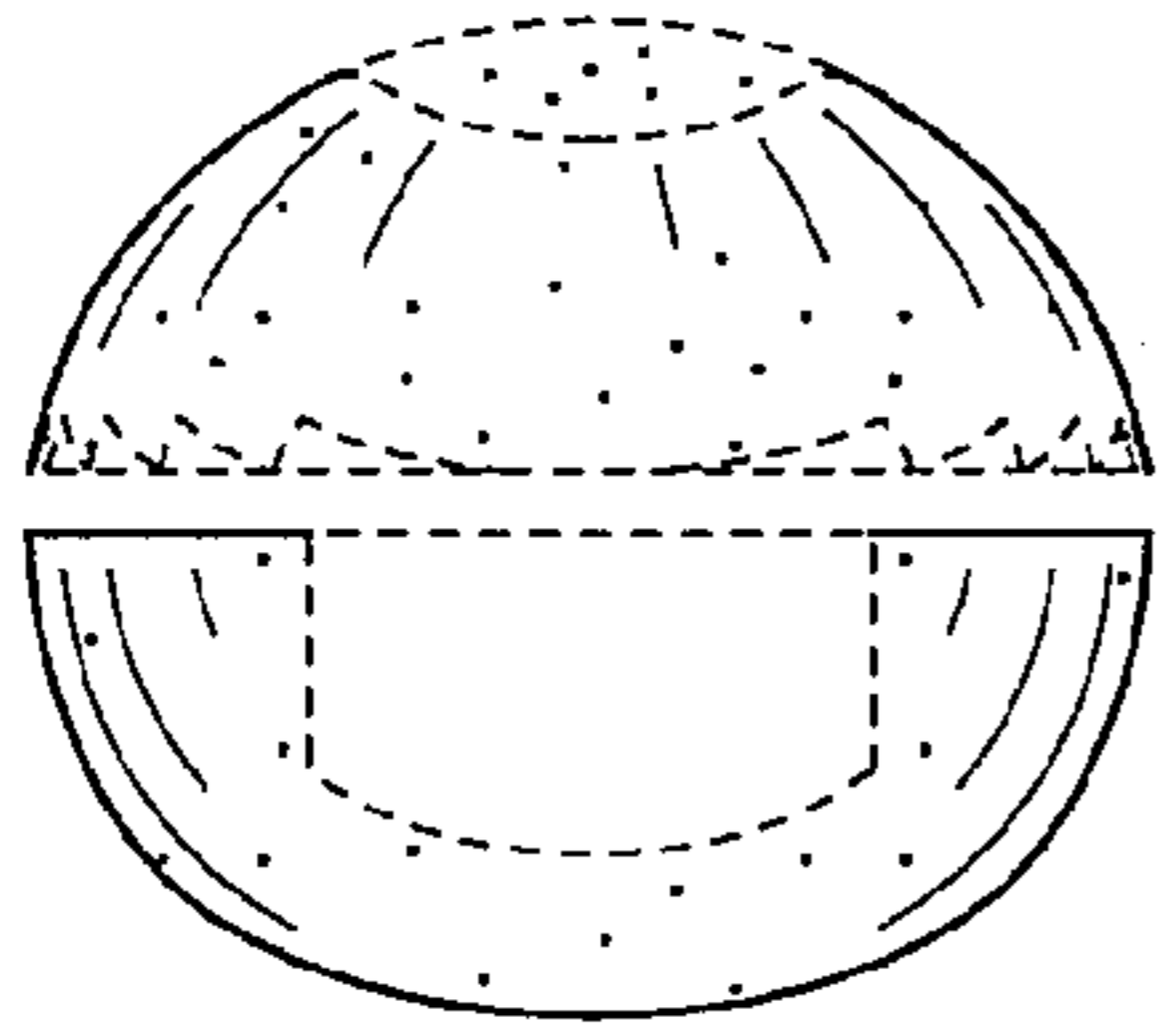


FIG. 2

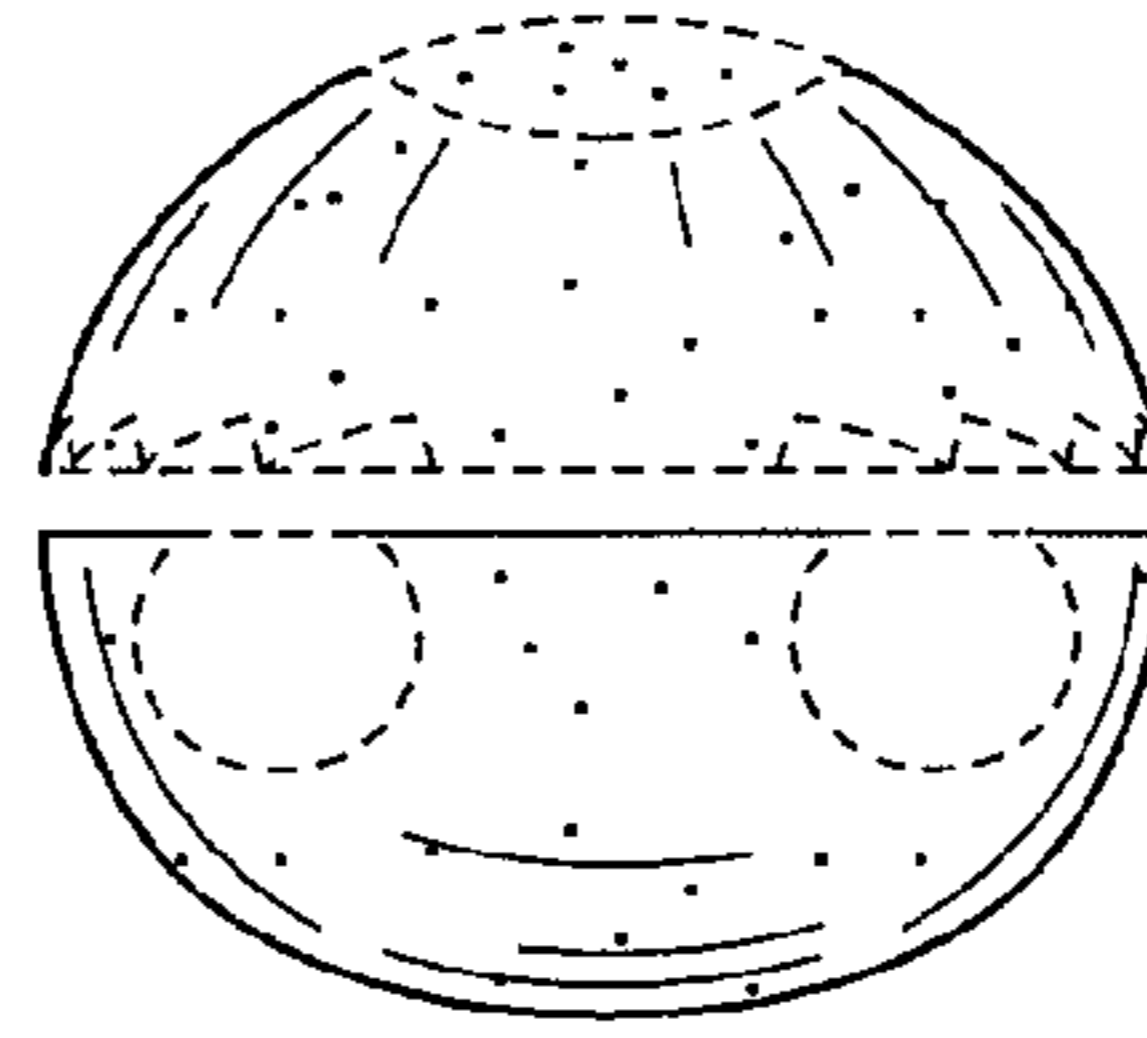


FIG. 3

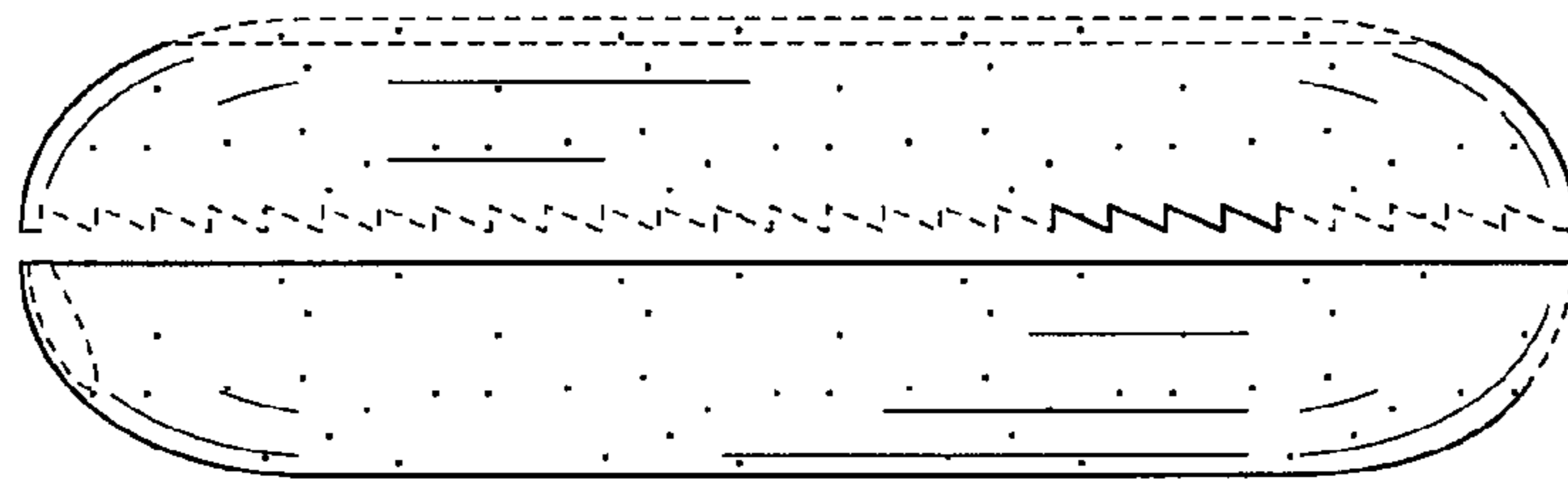


FIG. 4

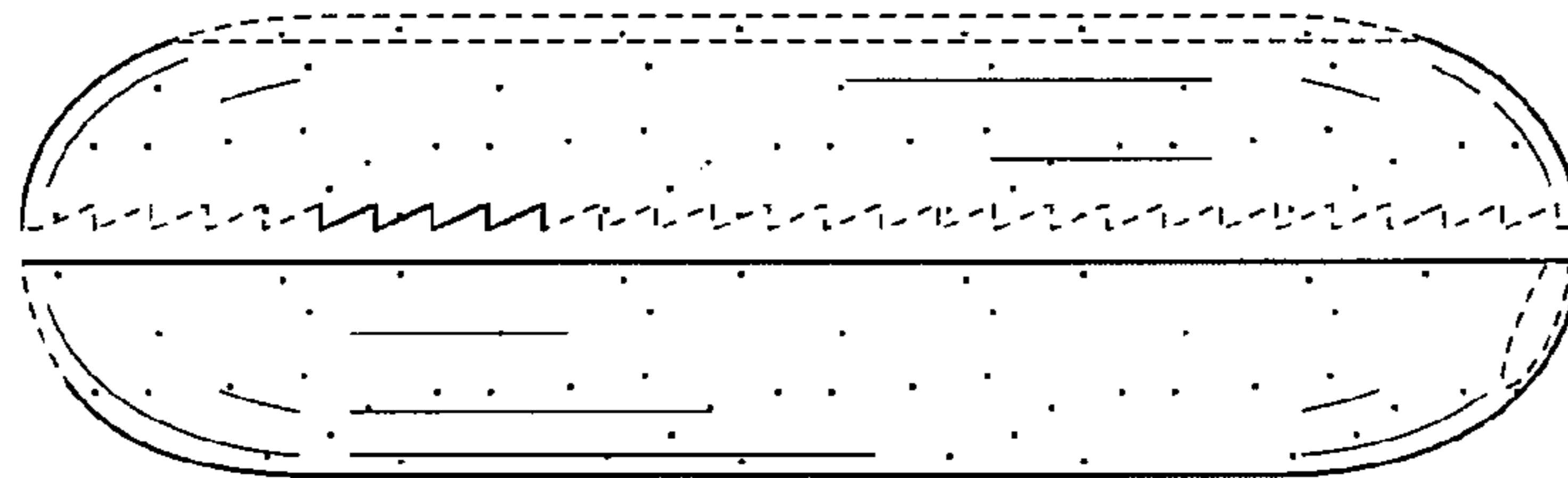


FIG. 5

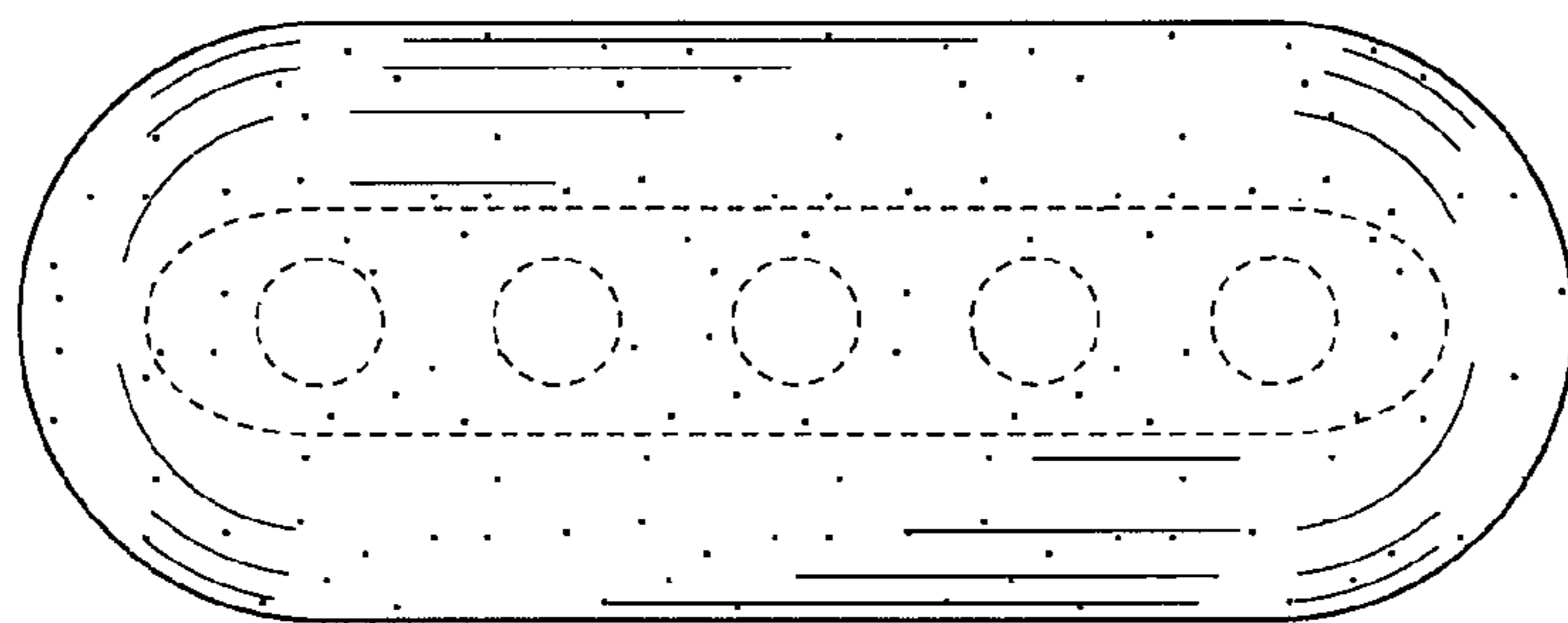


FIG. 6

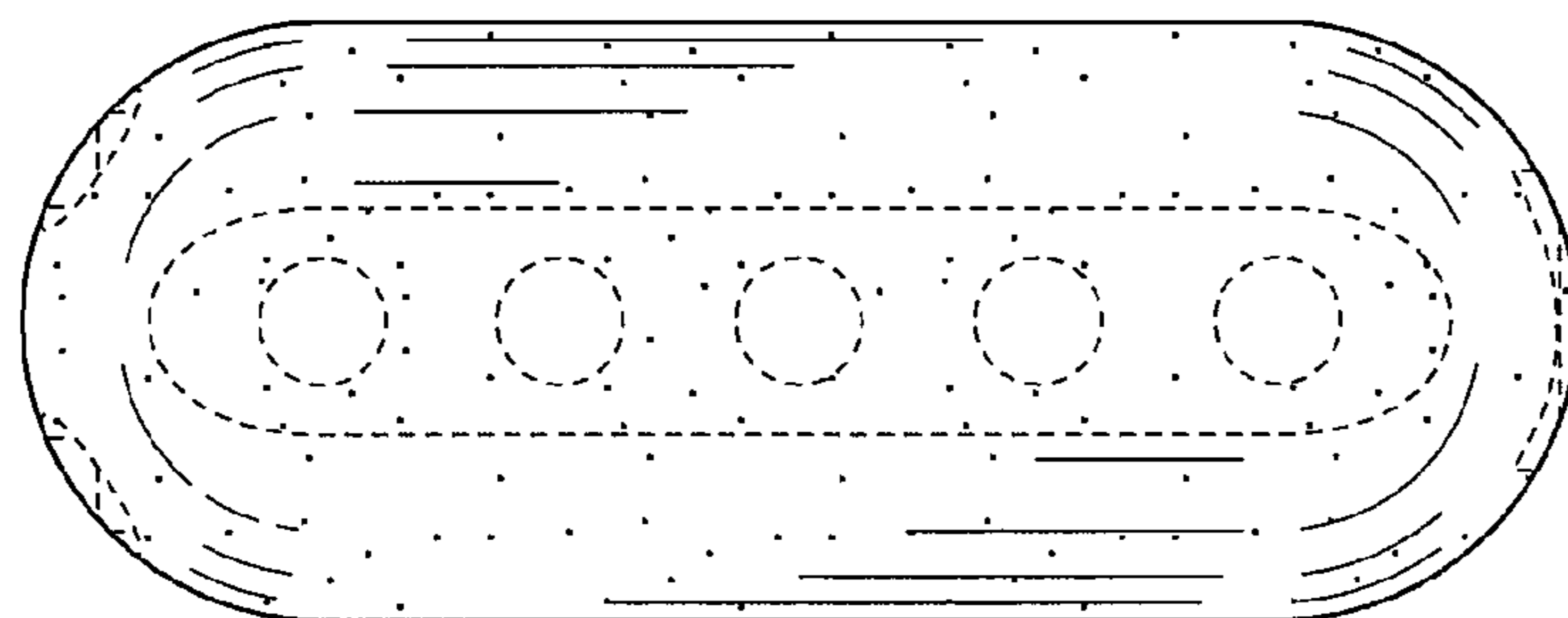


FIG. 7