

US00D604842S

(12) **United States Design Patent**
Bisleri

(10) **Patent No.:** **US D604,842 S**

(45) **Date of Patent:** **** Nov. 24, 2009**

(54) **MEDICAL INSTRUMENT**

D570,479 S * 6/2008 Rehbein et al. D24/133
D570,480 S * 6/2008 Rehbein et al. D24/133

(75) Inventor: **Gianluigi Bisleri**, Paderno Franciacorta
(IT)

OTHER PUBLICATIONS

Storz Catalog; The World of Endoscopy; "Endoscope And Instruments For Cardiovascular Surgery"; 6th Edition; Jan. 2004, 3 pages.

(73) Assignee: **Karl Storz GmbH & Co. KG** (DE)

* cited by examiner

(**) Term: **14 Years**

Primary Examiner—Ian Simmons
Assistant Examiner—Wan Laymon

(21) Appl. No.: **29/297,304**

(74) *Attorney, Agent, or Firm*—St. Onge Steward Johnston & Reens LLC

(22) Filed: **Nov. 8, 2007**

(30) **Foreign Application Priority Data**

May 11, 2007 (EM) 000721725

(57) **CLAIM**

(51) **LOC (9) Cl.** **24-02**

The ornamental design for medical instrument, as shown and described.

(52) **U.S. Cl.** **D24/133; D24/108; D24/147**

(58) **Field of Classification Search** D24/108,
D24/133, 135, 146–147, 114, 140, 144; 285/316;
600/210, 131–132, 136–138, 153–154, 564,
600/566–567; 604/164.1, 158, 167.01–167.02;
606/108, 184, 167, 170, 1

DESCRIPTION

See application file for complete search history.

FIG. 1 is a front perspective view of a medical instrument in accordance with the new design;

FIG. 2 is a left side view thereof;

FIG. 3 is a right side view thereof;

FIG. 4 is a bottom view thereof;

FIG. 5 is a top view thereof;

FIG. 6 is a front view thereof; and,

FIG. 7 is a rear view thereof.

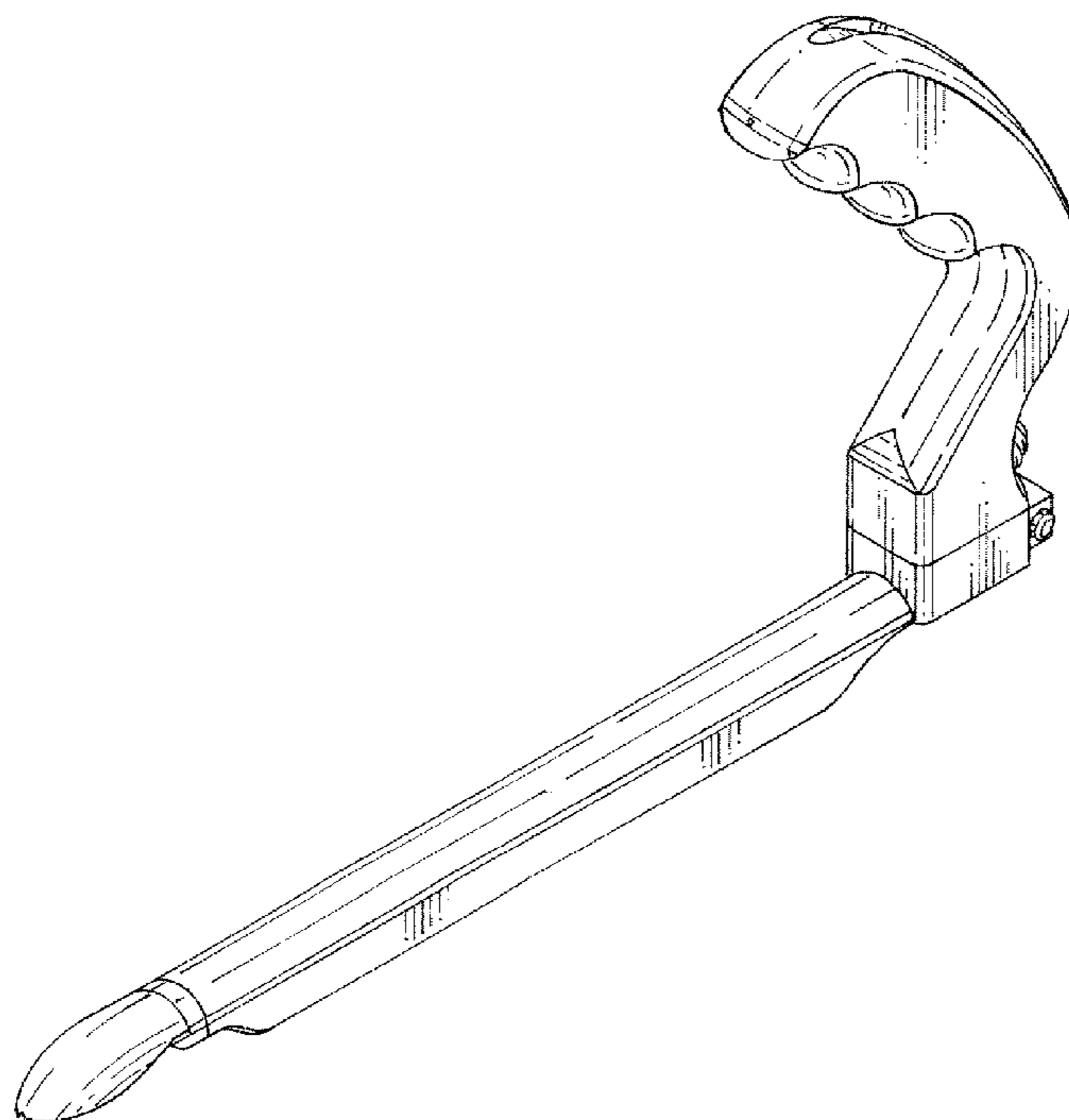
The broken lines in FIGS. 2, 4 and 7 are included for the purpose of illustrating a portion of the medical instrument that forms no part of the claimed design.

(56) **References Cited**

U.S. PATENT DOCUMENTS

D448,482 S * 9/2001 Bellofatto et al. D24/133
6,413,208 B1 * 7/2002 Schollhorn et al. 600/164
D533,941 S * 12/2006 Furst et al. D24/138
D536,444 S * 2/2007 Bacher et al. D24/133
D536,446 S * 2/2007 Doll et al. D24/133
D536,785 S * 2/2007 Bacher et al. D24/133
D549,824 S * 8/2007 Sauer D24/146
D559,980 S * 1/2008 Rehbein et al. D24/133

1 Claim, 5 Drawing Sheets



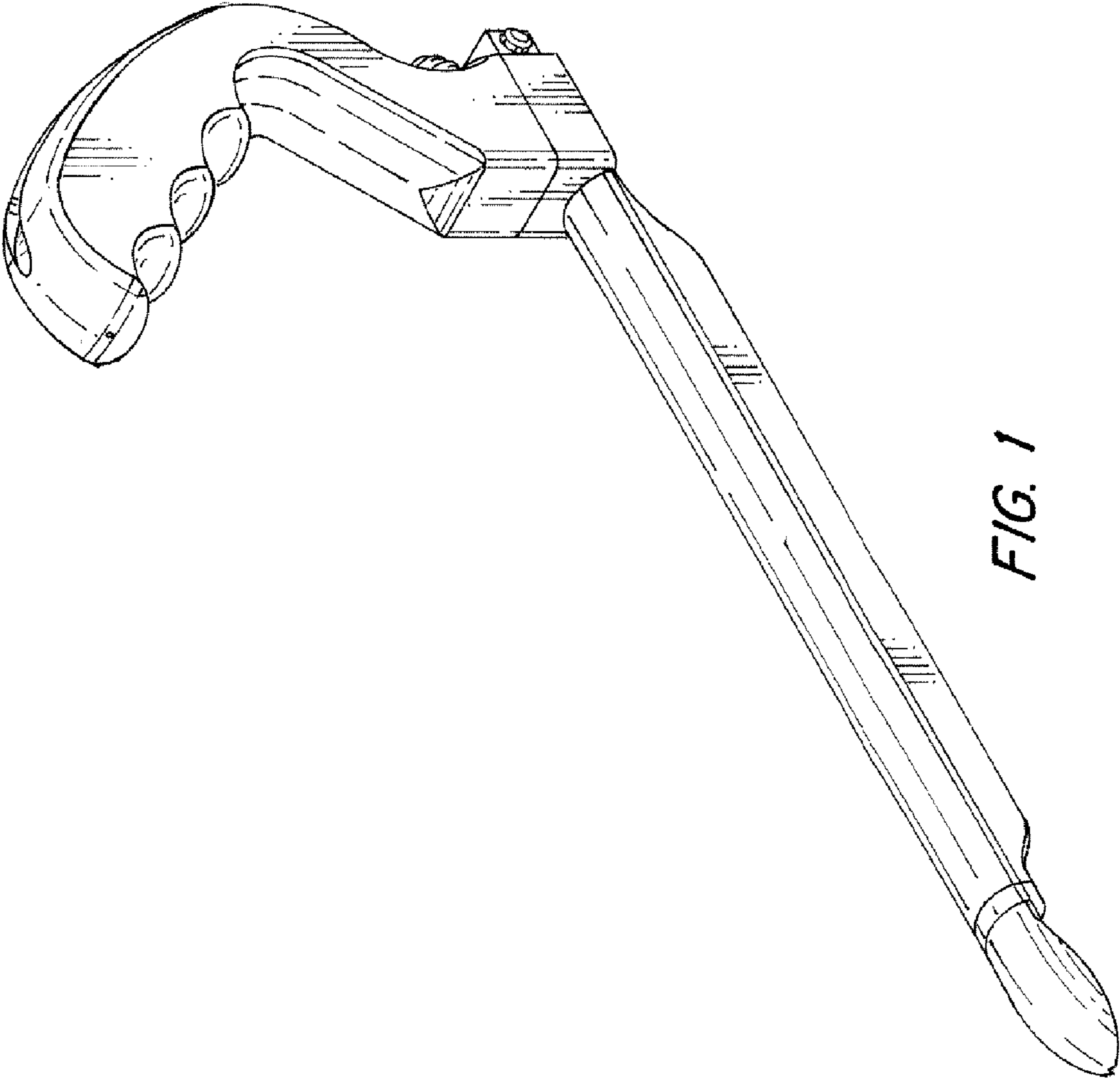


FIG. 1




FIG. 2




FIG. 3

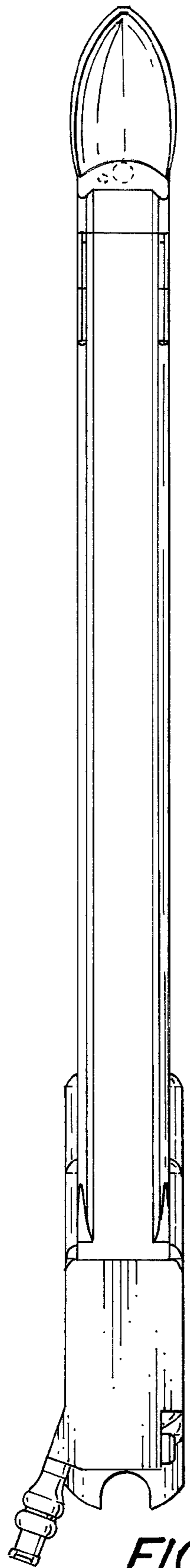


FIG. 4

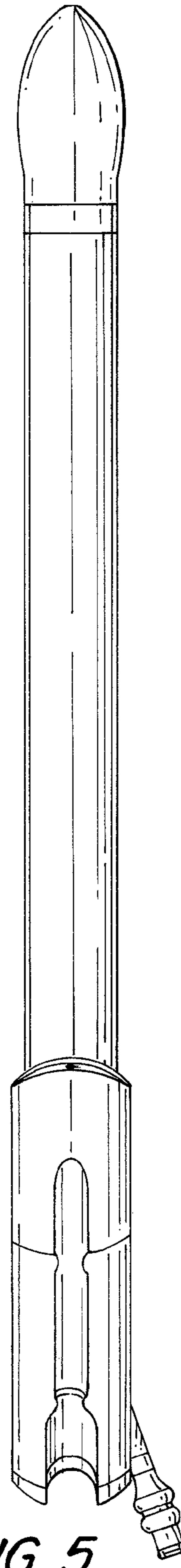


FIG. 5

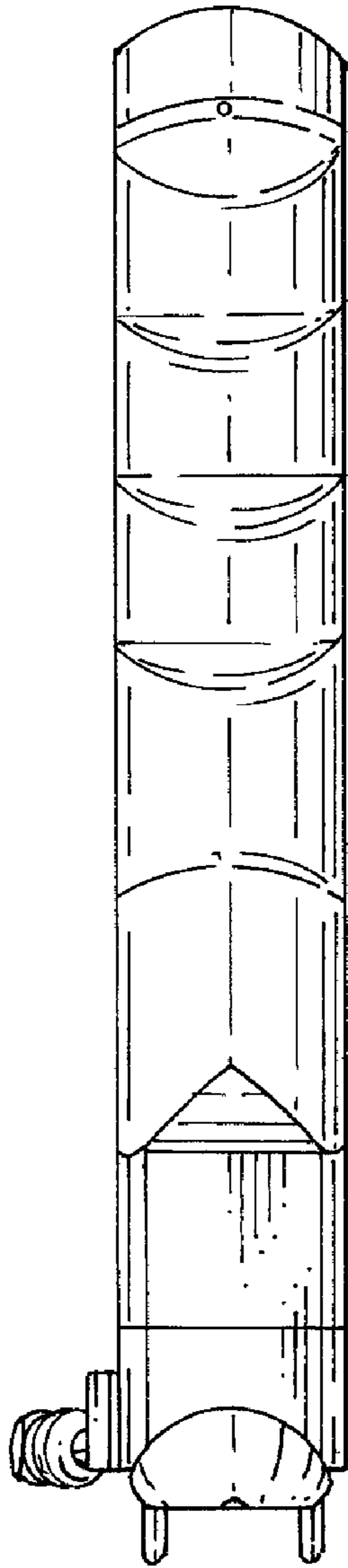


FIG. 6

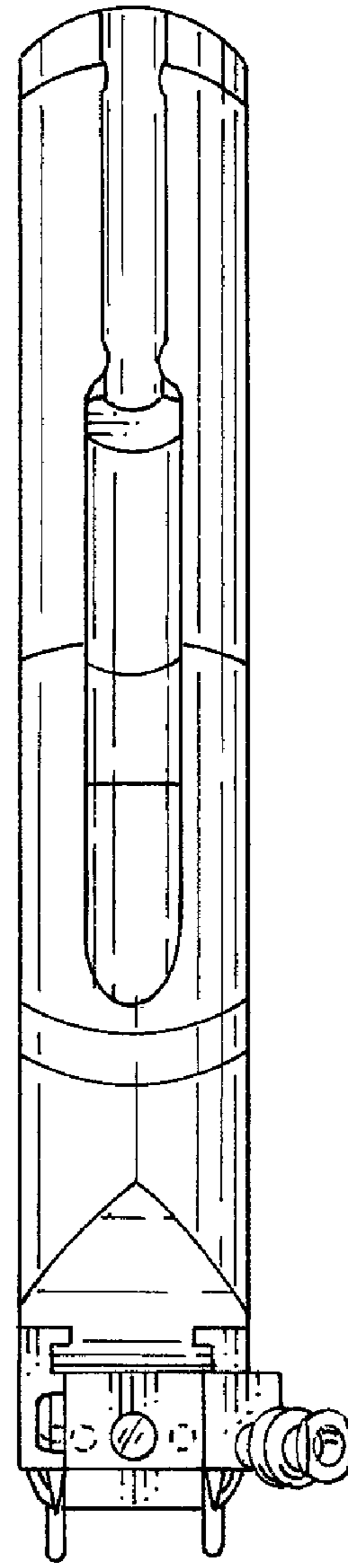


FIG. 7