



US00D604819S

(12) **United States Design Patent**
Krapfl

(10) **Patent No.:** **US D604,819 S**

(45) **Date of Patent:** **** Nov. 24, 2009**

(54) **CERAMIC TOWER HEATER**

D586,450 S * 2/2009 Lewis D23/341

(75) Inventor: **Clifford Krapfl**, Chicago, IL (US)

* cited by examiner

(73) Assignee: **Sunbeam Products, Inc.**, Boca Raton, FL (US)

Primary Examiner—T. Chase Nelson

Assistant Examiner—Ania K Dworzecka

(74) *Attorney, Agent, or Firm*—Lawrence J. Shurupoff

(**) Term: **14 Years**

(21) Appl. No.: **29/335,479**

(22) Filed: **Apr. 16, 2009**

(57) **CLAIM**

The ornamental design for a ceramic tower heater, as shown and described.

(51) **LOC (9) Cl.** **23-03**

(52) **U.S. Cl.** **D23/332; D23/317**

(58) **Field of Classification Search** D23/317, D23/314, 332, 333, 334, 335, 337, 342, 351, D23/355, 378, 370, 381, 364, 336, 341; 416/244 R, 416/247 R, 53.1–53.3; 392/365, 367
See application file for complete search history.

DESCRIPTION

FIG. 1 is a front right perspective view of the ceramic tower heater showing the new design;

FIG. 2 is a front elevation view thereof;

FIG. 3 is a back elevation view thereof;

FIG. 4 is a left side elevation thereof;

FIG. 5 is a right side elevation thereof; and,

FIG. 6 is a top plan view thereof.

The broken lines in the drawings are for illustrative purposes only and form no part of the claimed design.

(56) **References Cited**

U.S. PATENT DOCUMENTS

D510,989 S * 10/2005 Dooley D23/335

D528,203 S * 9/2006 Shapiro D23/411

D562,952 S * 2/2008 Lewis D23/341

D562,953 S * 2/2008 Lewis D23/341

1 Claim, 3 Drawing Sheets

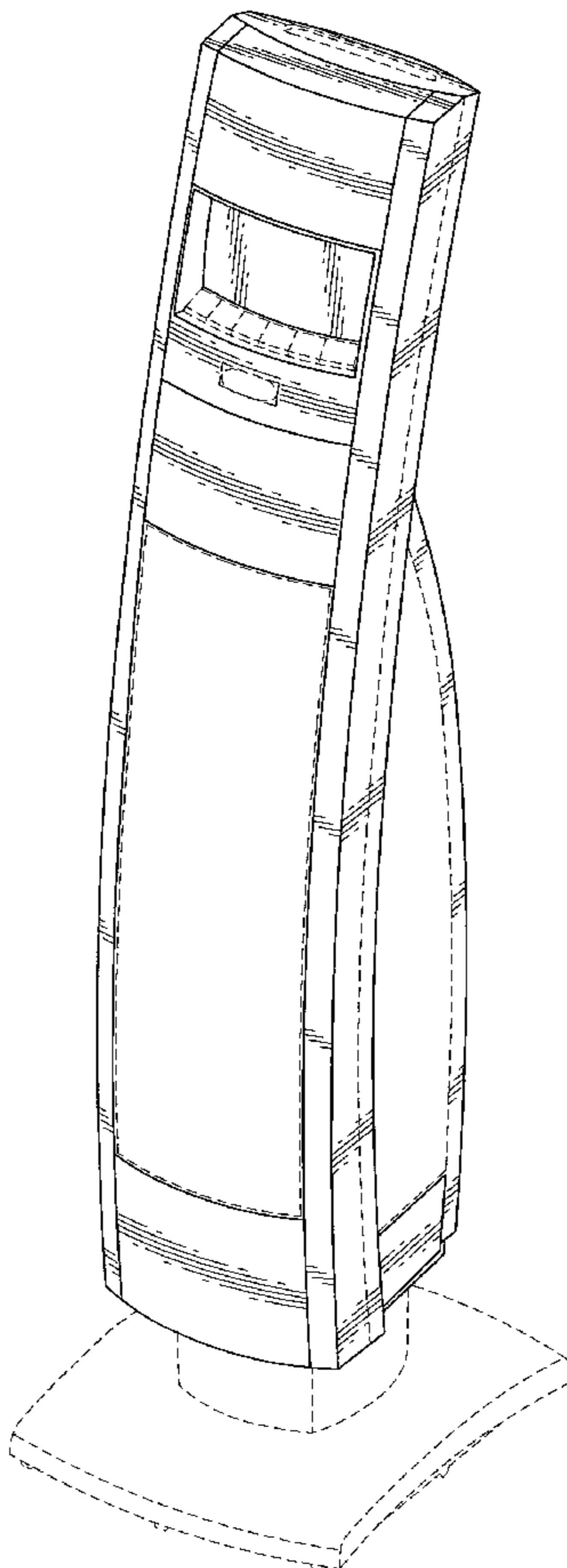


FIG. 1

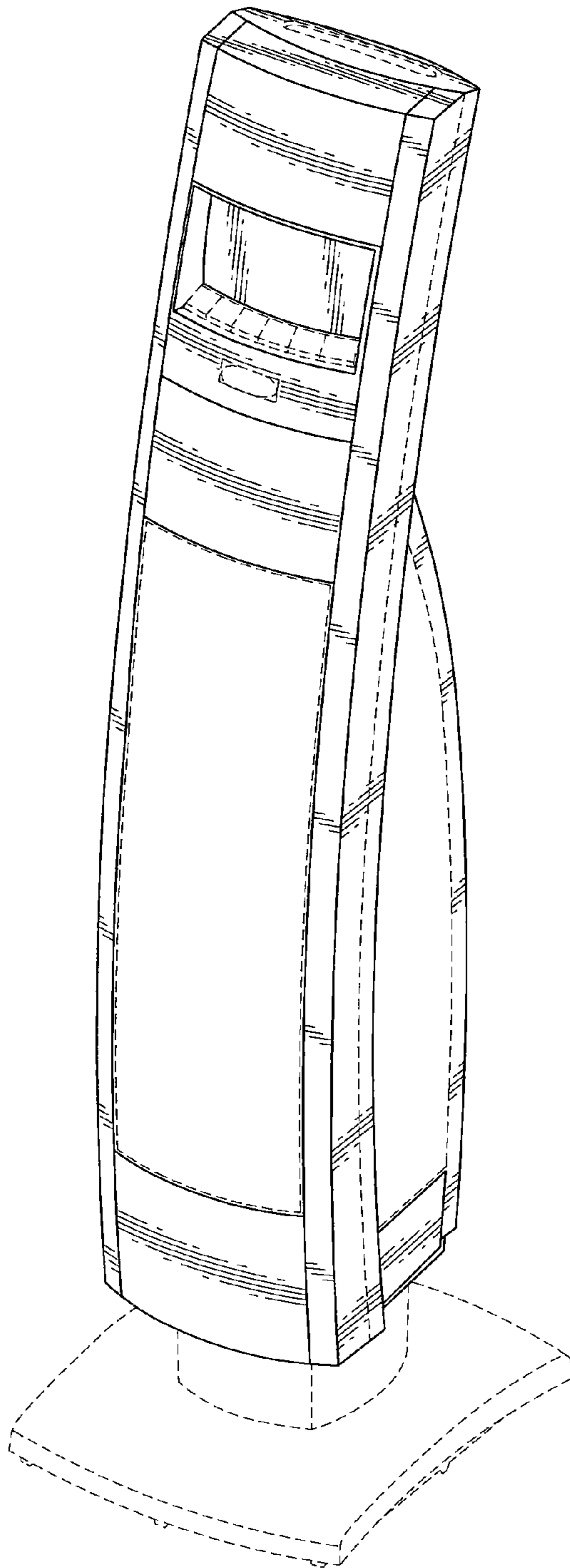


FIG. 2

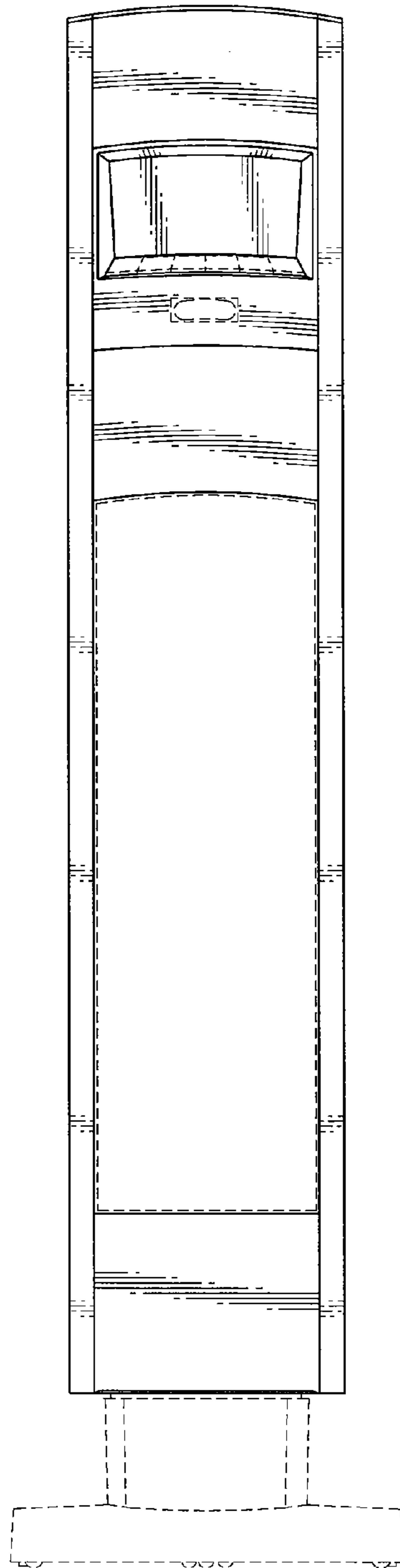


FIG. 3

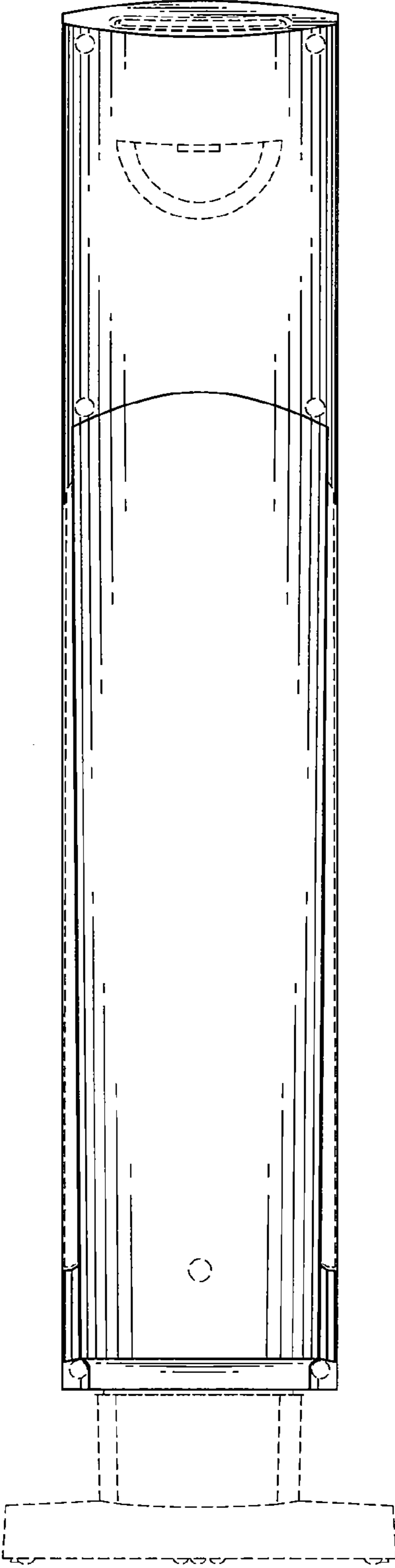


FIG. 4

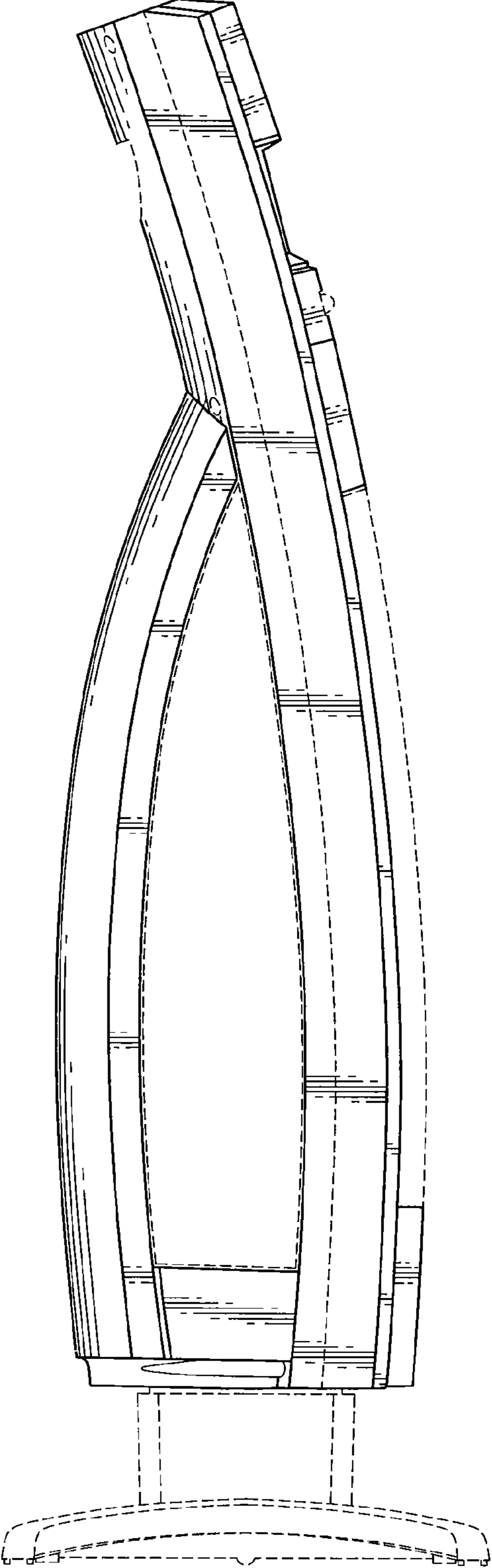


FIG. 5

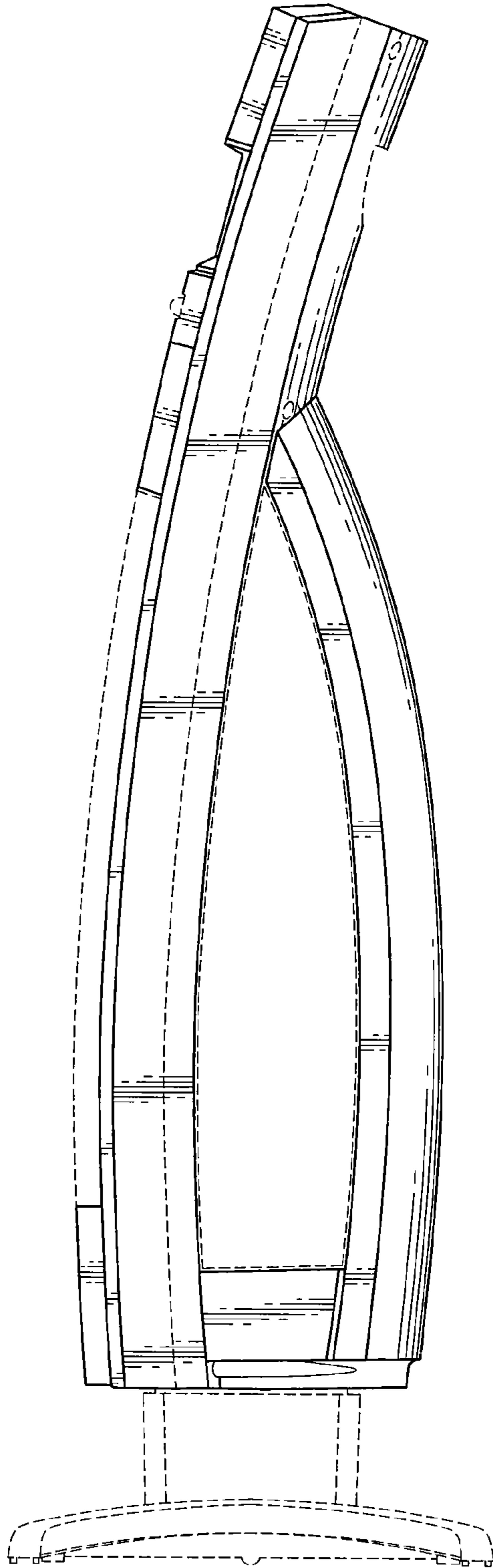


FIG. 6

