

US00D604795S

(12) **United States Design Patent**
Brandt et al.

(10) **Patent No.:** **US D604,795 S**

(45) **Date of Patent:** **** *Nov. 24, 2009**

(54) **RODENT BAIT STATION**

(75) Inventors: **Guido Brandt**, Mount Waverley (AU);
Jerry Chiang, Mount Waverley (AU);
Daniel Serra, Flemington (AU)

(73) Assignee: **Reckitt Benckiser (Australia) PTY Limited**, West Ryde, New South Wales (AU)

(*) Notice: This patent is subject to a terminal disclaimer.

(**) Term: **14 Years**

(21) Appl. No.: **29/324,773**

(22) Filed: **Sep. 19, 2008**

(30) **Foreign Application Priority Data**

Jul. 3, 2008 (EM) 000964374-0001
Jul. 3, 2008 (EM) 000964374-0002

(51) **LOC (9) Cl.** **22-06**

(52) **U.S. Cl.** **D22/119**

(58) **Field of Classification Search** D22/119-124;
43/121, 131, 132.1, 58-69, 81-83
See application file for complete search history.

(56) **References Cited**

U.S. PATENT DOCUMENTS

4,837,969 A * 6/1989 Demarest 43/131
D306,475 S * 3/1990 Bowler D22/119

D362,045 S * 9/1995 Demarest D22/119
D385,611 S * 10/1997 Prince et al. D22/119
6,807,768 B2 * 10/2004 Johnson et al. 43/131
D529,571 S * 10/2006 Hoyes D22/119

* cited by examiner

Primary Examiner—Catherine R Oliver

(74) *Attorney, Agent, or Firm*—Norris, McLaughlin & Marcus, P.A.

(57) **CLAIM**

The ornamental design for a rodent bait station, as shown and described.

DESCRIPTION

FIG. 1 is a perspective view of the front and right side of the rodent bait station;

FIG. 2 is a top plan view of the rodent bait station;

FIG. 3 is an bottom plan view of the rodent bait station;

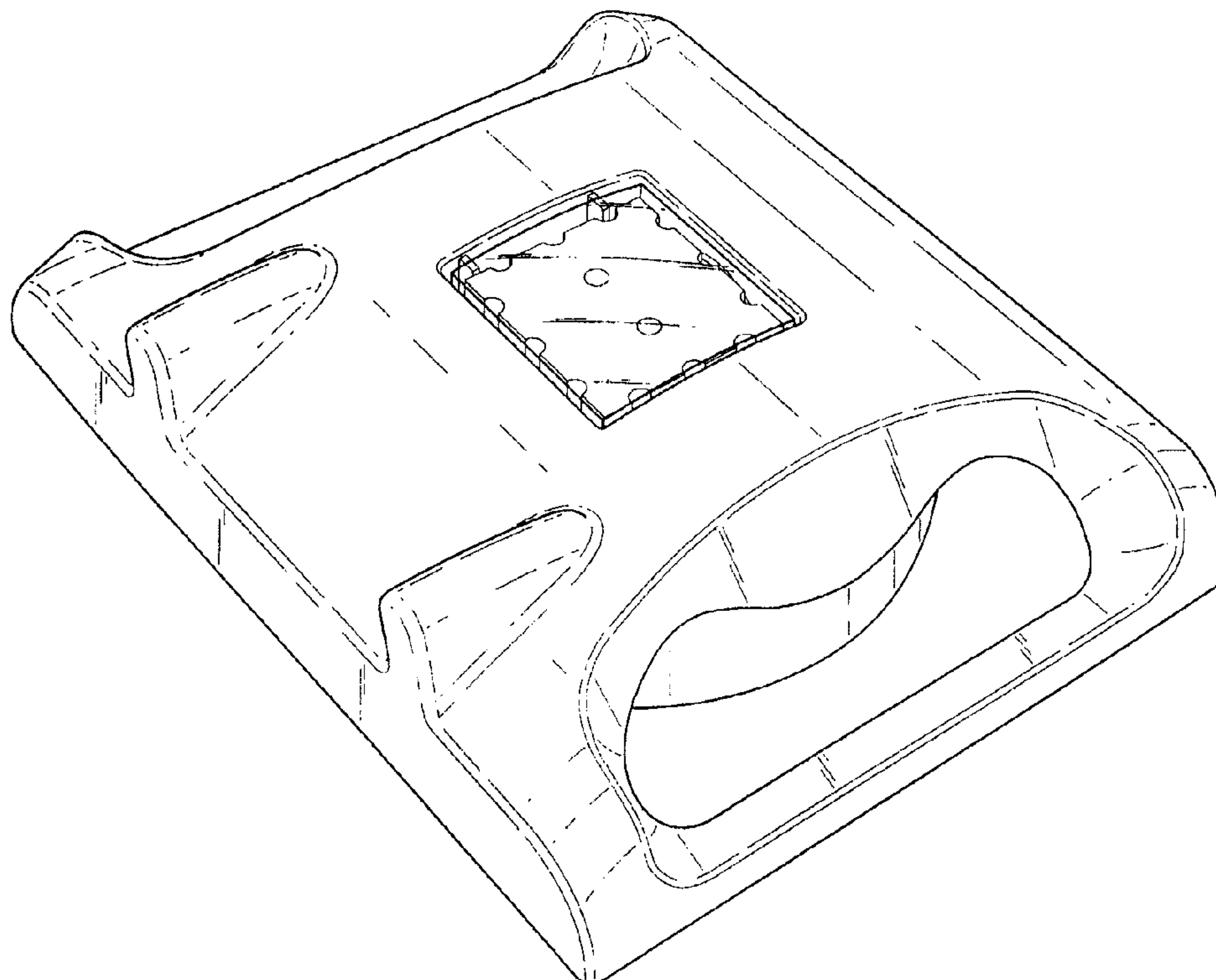
FIG. 4 is an elevation view of the right side of the rodent bait station;

FIG. 5 is an elevation view of the left side of the rodent bait station;

FIG. 6 is an elevation view of the front of the rodent bait station; and,

FIG. 7 is an elevation view of the back of the rodent bait station.

1 Claim, 5 Drawing Sheets



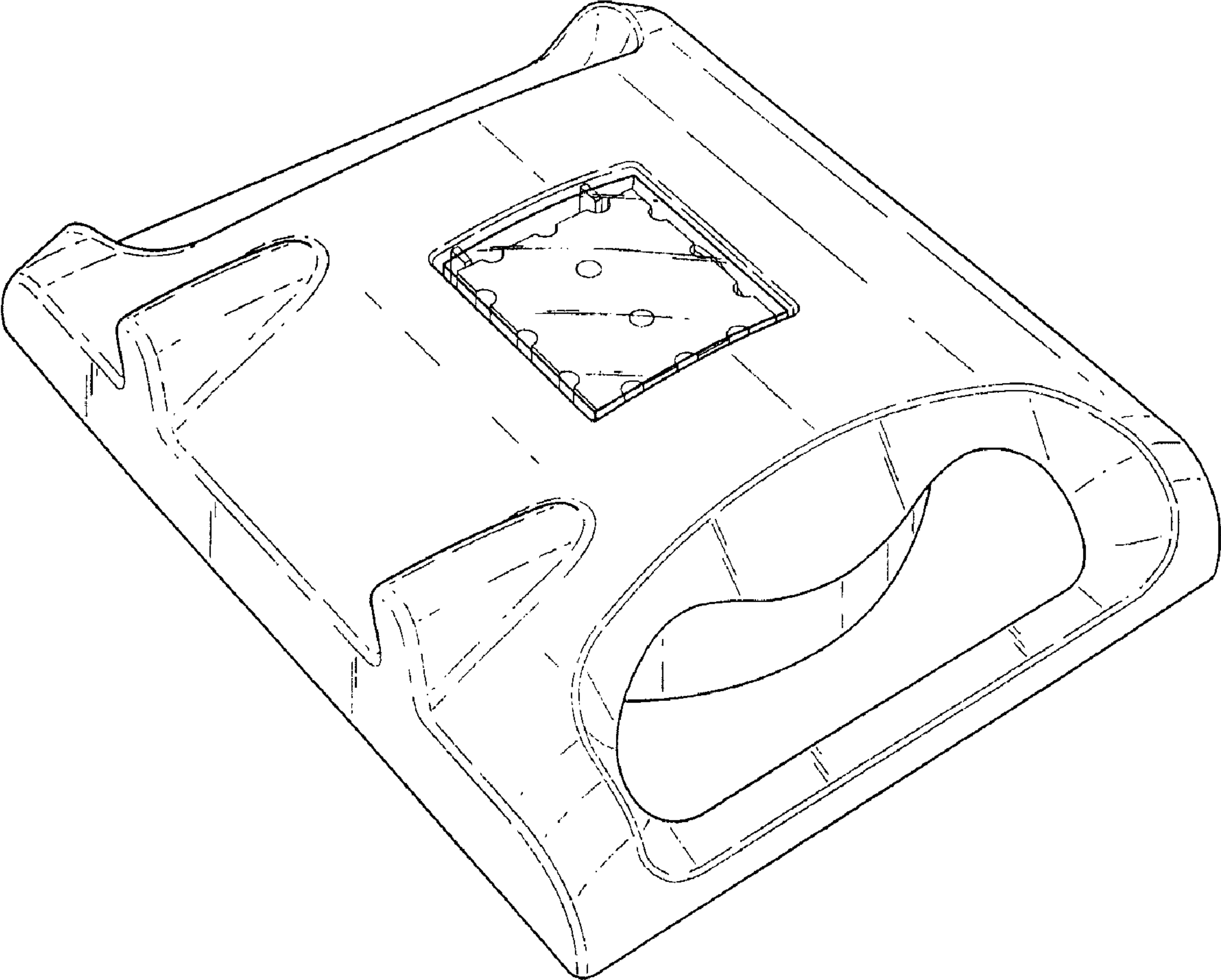


Fig. 1

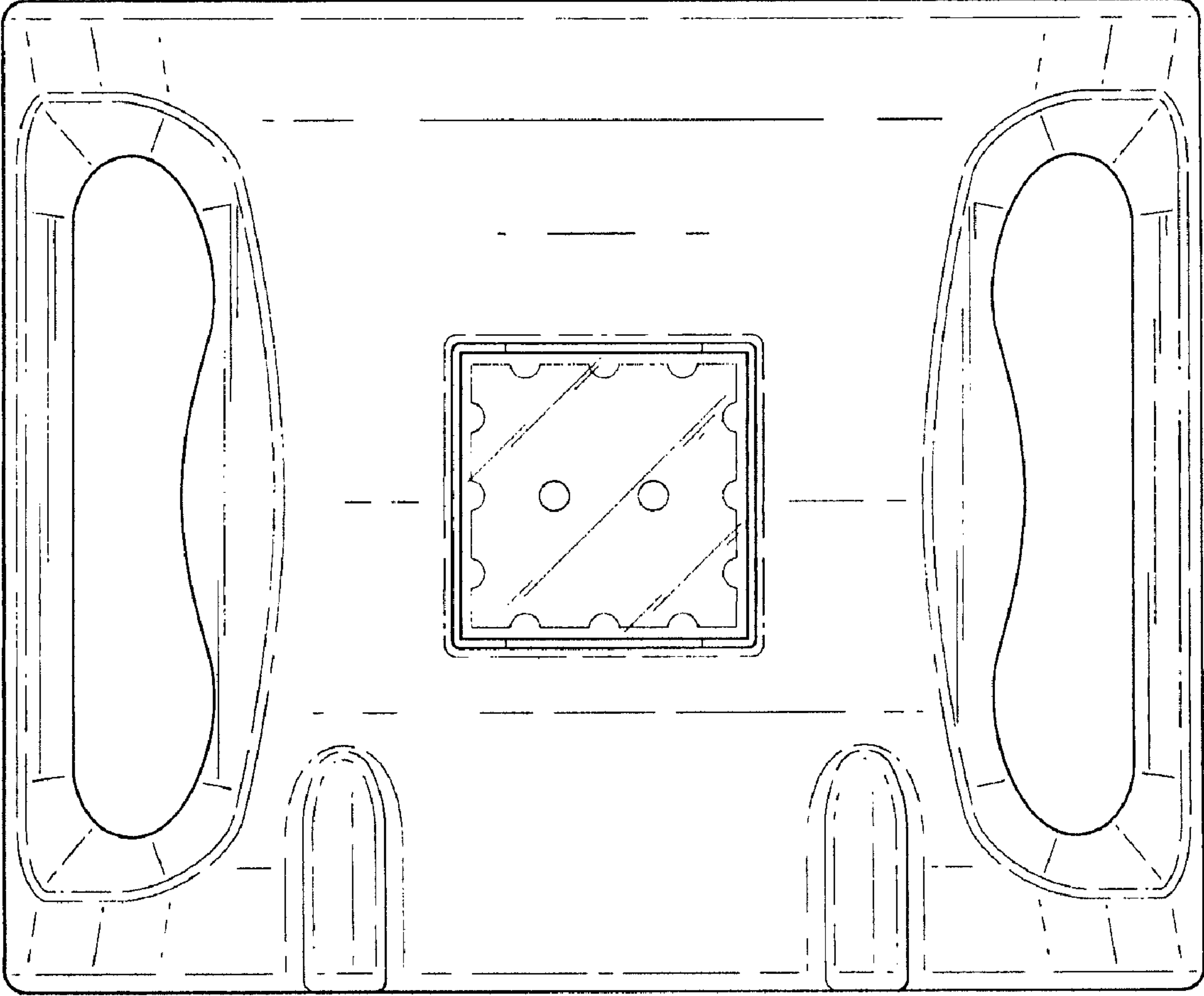


Fig.2




Fig.3

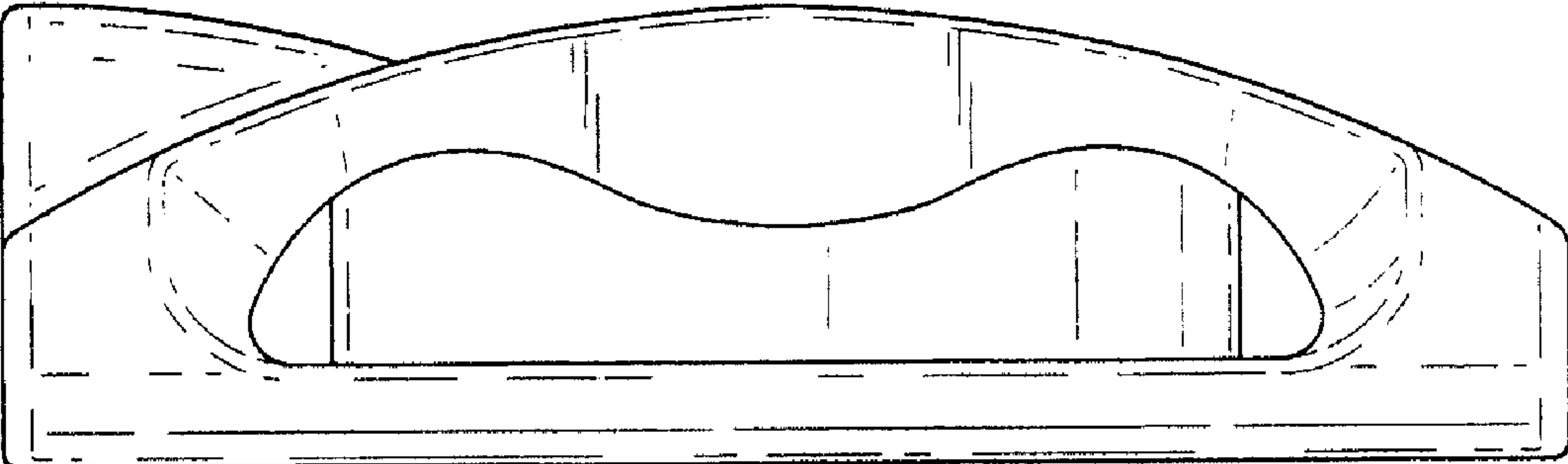


Fig.4

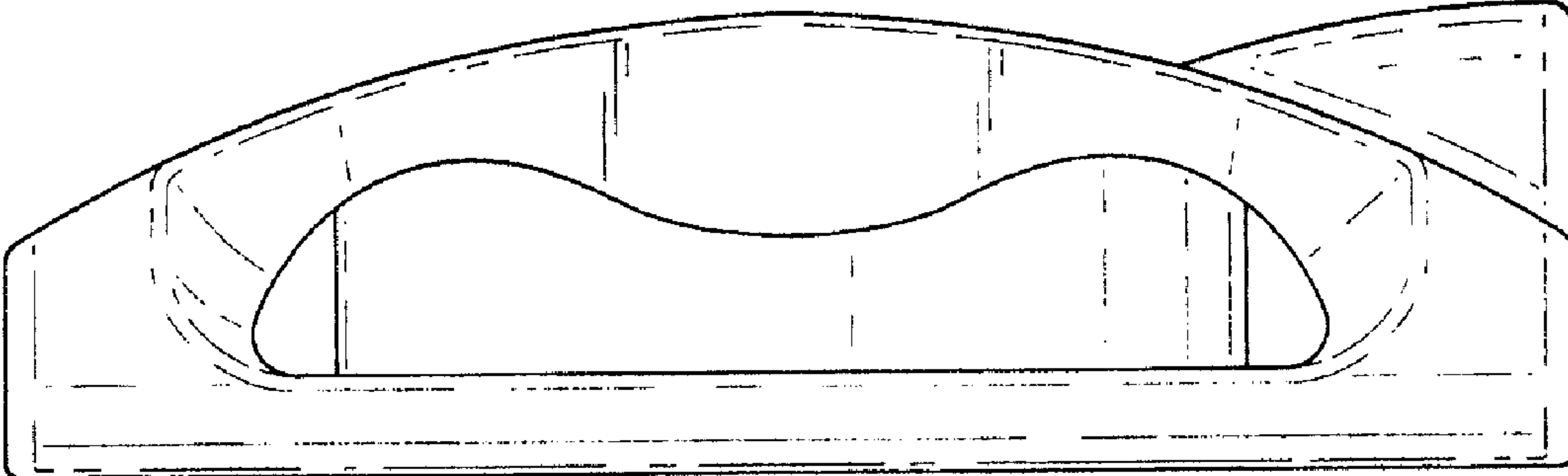


Fig.5

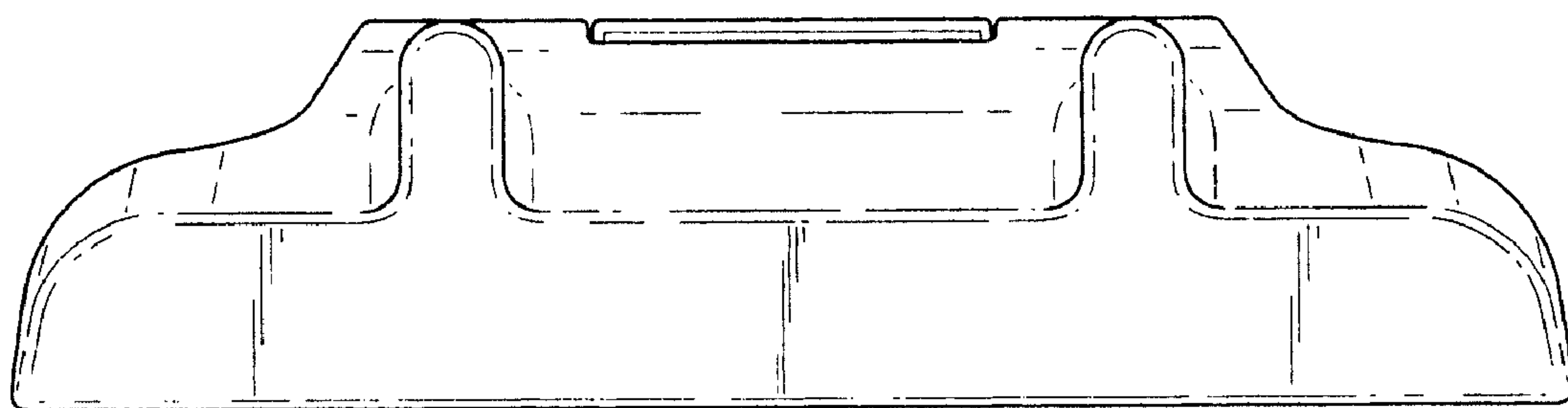


Fig.6




Fig.7