



US00D604781S

(12) **United States Design Patent**
Maalouf

(10) **Patent No.:** **US D604,781 S**

(45) **Date of Patent:** **** Nov. 24, 2009**

(54) **STICK TOY**

(76) **Inventor:** **Rosemarie Maalouf**, 101 Amherst Dr.,
Bayville, NJ (US) 08721

(**) **Term:** **14 Years**

(21) **Appl. No.:** **29/310,981**

(22) **Filed:** **Sep. 22, 2008**

(51) **LOC (9) Cl.** **21-01**

(52) **U.S. Cl.** **D21/630**

(58) **Field of Classification Search** D21/621,
D21/622, 623, 625, 627, 645-649; 446/268,
446/305, 360-361, 376, 379, 328, 384; D1/114;
D6/595, 596, 597, 599, 601, 604
See application file for complete search history.

(56) **References Cited**

U.S. PATENT DOCUMENTS

1,396,933	A	11/1921	Jacoby	
1,408,952	A	3/1922	Koelle, Jr.	
1,787,521	A	1/1931	Harrington, Jr.	
2,565,702	A	8/1951	Stinson	
3,617,057	A	11/1971	Goldfarb	
3,672,675	A	6/1972	Morris, Jr.	
3,767,197	A	10/1973	Breslow	
3,900,197	A	8/1975	Inose	
D254,816	S	4/1980	Sloan	
D285,912	S	9/1986	Joffee	
5,027,457	A *	7/1991	Sweet	5/640
5,215,493	A	6/1993	Zgrodek et al.	
D379,109	S	5/1997	Van Gendt	
5,643,037	A	7/1997	Altschul	
D393,668	S	4/1998	Fitzgerald	
D401,102	S *	11/1998	Thomas	D6/599

5,951,297	A	9/1999	Schwartz	
D414,828	S	10/1999	Sant	
D415,540	S	10/1999	Sant	
D420,065	S	2/2000	Ashbridge	
D425,581	S	5/2000	Philbern	
D441,411	S *	5/2001	Griswell et al.	D21/621
6,402,578	B1	6/2002	Zappitelli	
D482,744	S	11/2003	Krueger	
D489,872	S	5/2004	Bourget	
D512,469	S *	12/2005	Atkisson	D21/628
D521,575	S *	5/2006	Gershwin	D21/630
D542,507	S	5/2007	Holland	
2004/0262841	A1	12/2004	Janney	

* cited by examiner

Primary Examiner—Janice E Seeger
Assistant Examiner—Zenia I Bennett
(74) *Attorney, Agent, or Firm*—Gearhart Law, LLC.


(57) **CLAIM**

The ornamental design for a stick toy, as shown and described.

DESCRIPTION

FIG. 1 is a perspective view showing my new design;
FIG. 2 is a front elevational view;
FIG. 3 is a rear elevational view;
FIG. 4 is a left side elevational view;
FIG. 5 is a right side elevational view;
FIG. 6 is a top plan view; and,
FIG. 7 is a bottom plan view of the design.
The broken lines in the drawings represent stitching.

1 Claim, 3 Drawing Sheets






FIG. 1

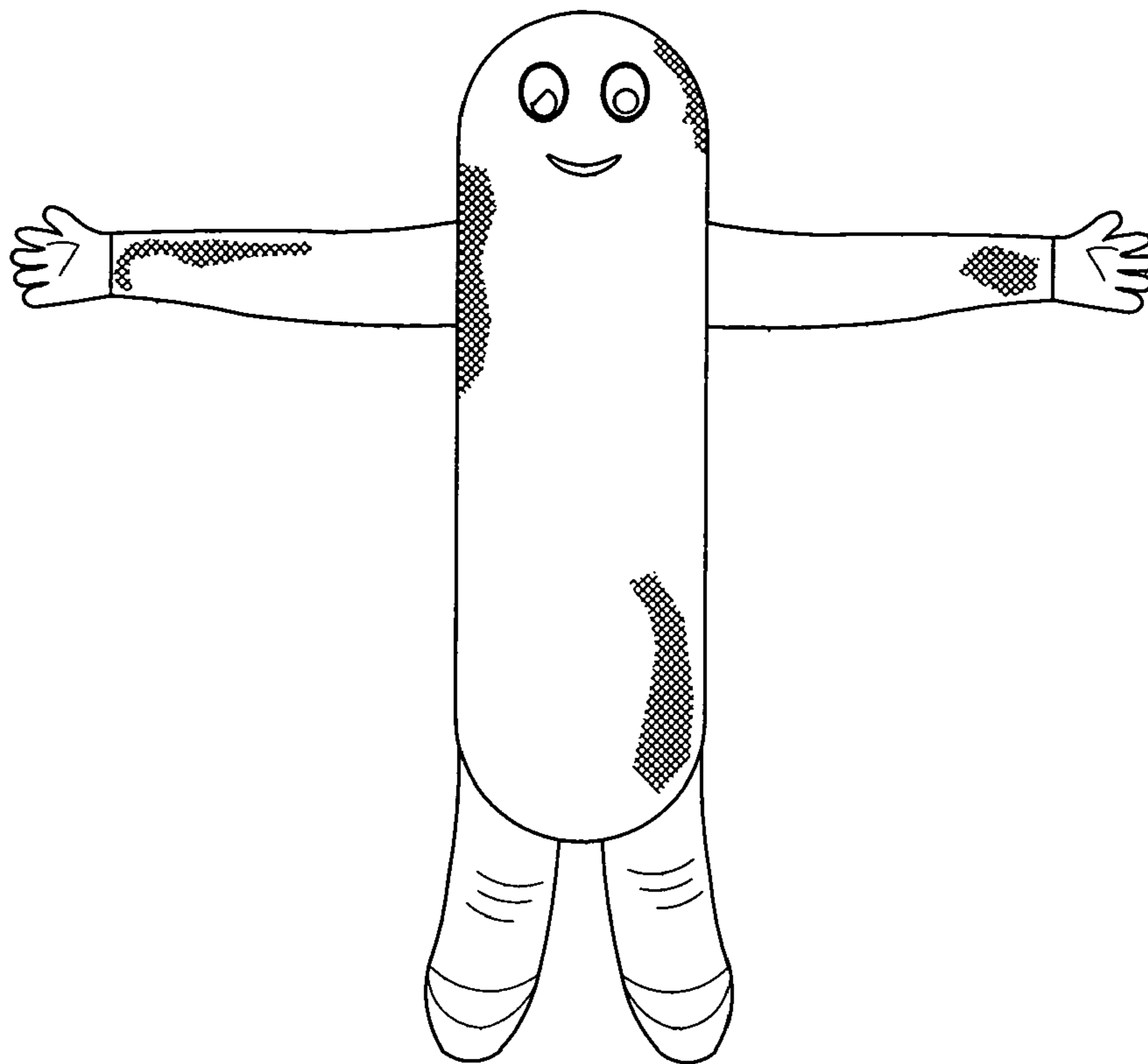


FIG. 2

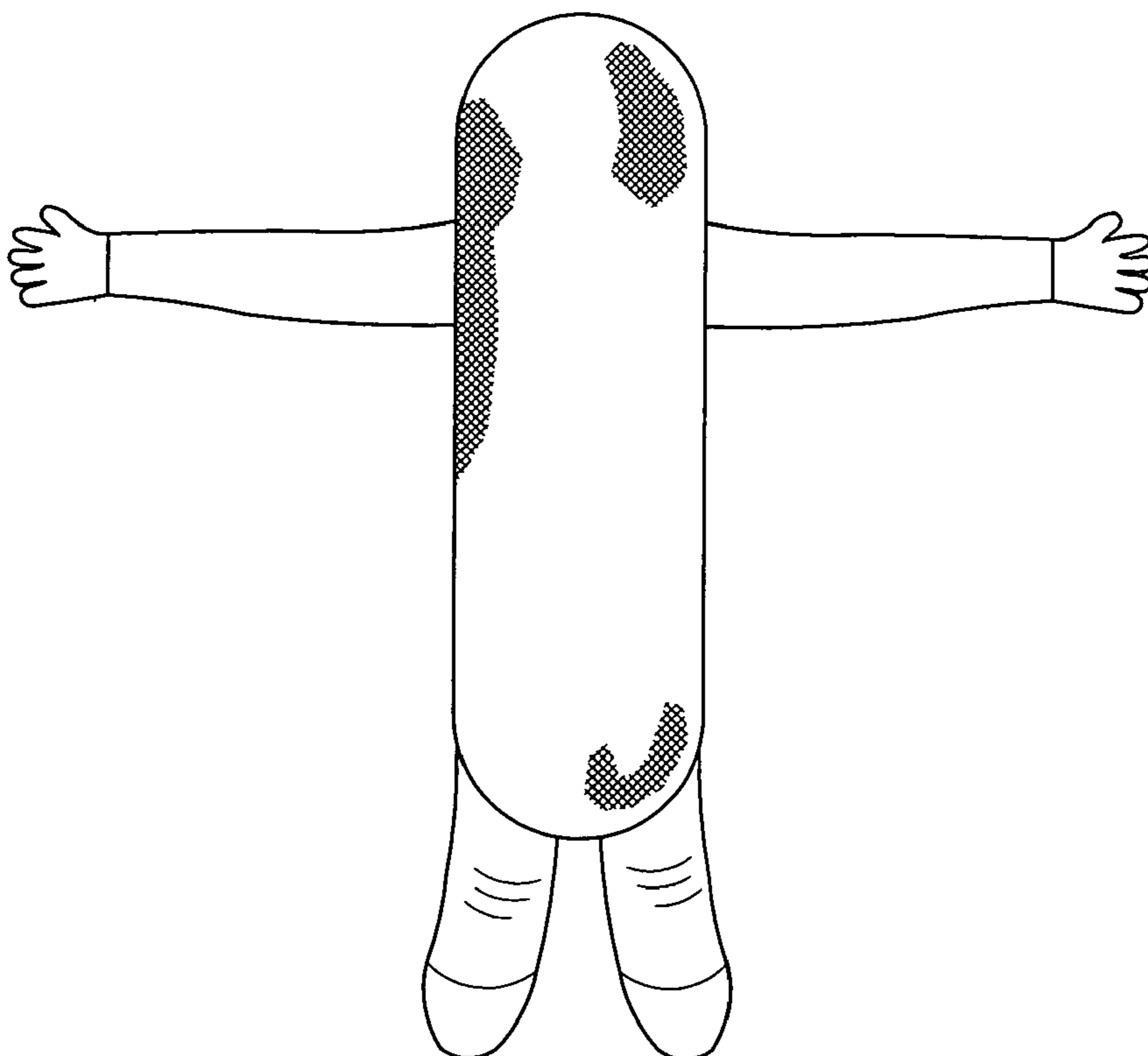


FIG. 3

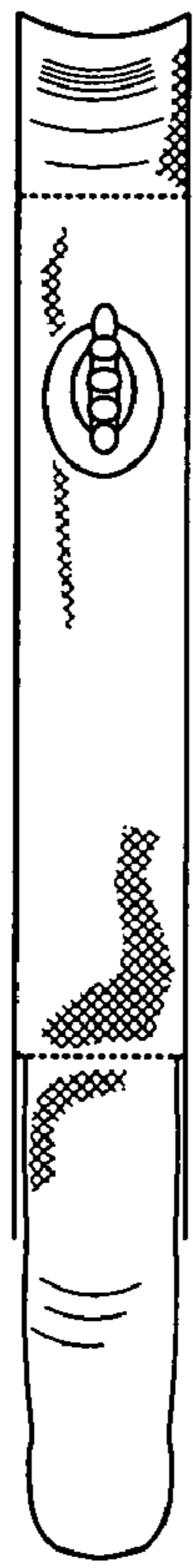


FIG. 4

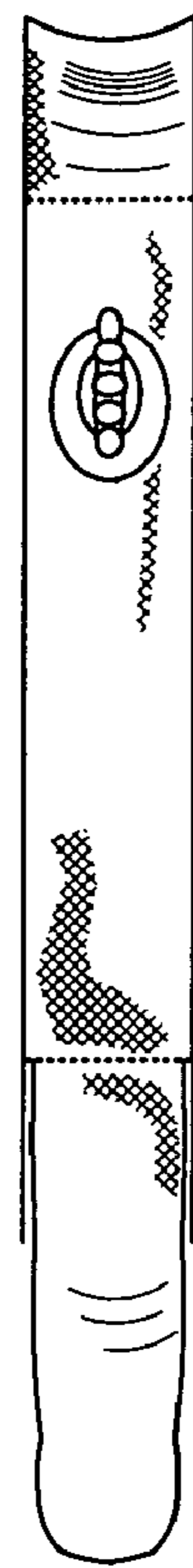


FIG. 5



FIG. 6



FIG. 7