



US00D604716S

(12) **United States Design Patent**
Oh et al.

(10) **Patent No.:** **US D604,716 S**

(45) **Date of Patent:** **** *Nov. 24, 2009**

(54) **ENTERTAINMENT DEVICE**

(75) Inventors: **Kok Chong Anthony Oh**, Johar Bahru (MY); **Boon Keat Eddy Toh**, Singapore (SG); **Jeng Khim Tan**, Singapore (SG)

(73) Assignee: **Creative Technology Ltd**, Singapore (SG)

(*) Notice: This patent is subject to a terminal disclaimer.

(**) Term: **14 Years**

(21) Appl. No.: **29/331,149**

(22) Filed: **Jan. 21, 2009**

(51) **LOC (9) Cl.** **14-03**

(52) **U.S. Cl.** **D14/203.7; D14/203.3; D14/496**

(58) **Field of Classification Search** D14/496, D14/401, 435, 474, 483, 217, 137, 138, 160, D14/168, 356, 203.1–203.8, 507; 345/156, 345/169, 173–179, 905; 715/727–729, 864; 710/1, 5, 8; 713/1, 600; 455/1.1, 1.7, 73, 455/344–347, 93, 95, 3.01–3.06, 550.1, 573.1; 370/342–344; 369/1, 2, 6–12; 463/43–47; 273/148 B

See application file for complete search history.

(56) **References Cited**

U.S. PATENT DOCUMENTS

D406,832 S * 3/1999 Anderson D14/496

D490,441 S * 5/2004 Inoue et al. D14/496
6,795,715 B1 * 9/2004 Kubo et al. 455/556.1
D533,876 S * 12/2006 Kim D14/203.7
7,203,529 B2 * 4/2007 Kim et al. 455/575.1
D541,812 S * 5/2007 Wang D14/496
7,281,214 B2 * 10/2007 Fadell 715/745
D560,227 S * 1/2008 Bennett et al. D14/496
D567,819 S * 4/2008 Devericks et al. D14/496
D588,611 S * 3/2009 Oh et al. D14/496

* cited by examiner

Primary Examiner—Prabhakar Deshmukh
(74) *Attorney, Agent, or Firm*—Kennedy Koblin

(57) **CLAIM**

The ornamental design for an entertainment device, substantially as shown and described.

DESCRIPTION

FIG. 1 is a front perspective view of an entertainment device showing our new design;

FIG. 2 is a rear perspective view thereof;

FIG. 3 is a front elevational view thereof;

FIG. 4 is a rear elevational view thereof;

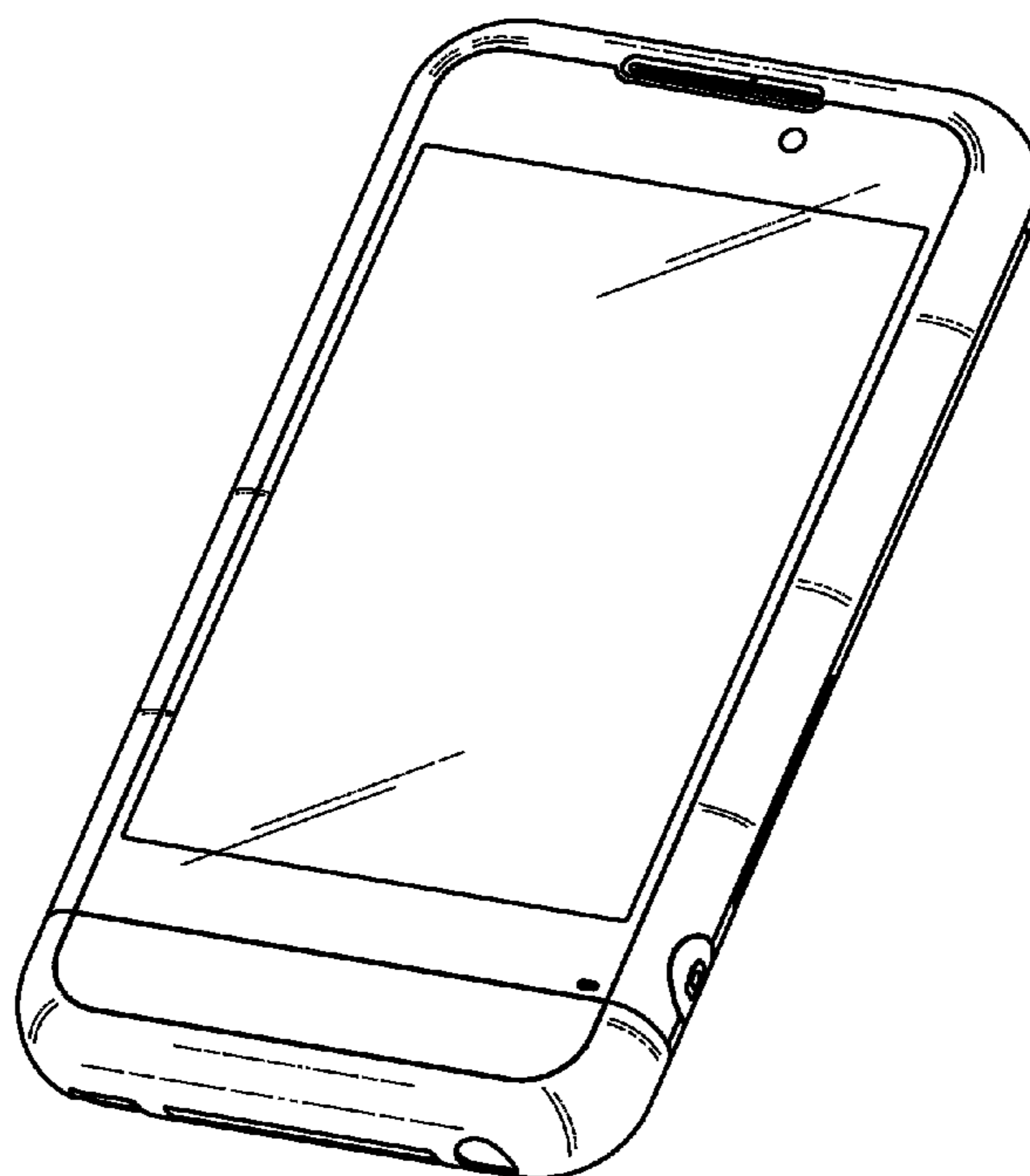
FIG. 5 is a left side elevational view thereof;

FIG. 6 is a right side elevational view thereof;

FIG. 7 is a top view thereof; and,

FIG. 8 is a bottom view thereof.

1 Claim, 4 Drawing Sheets



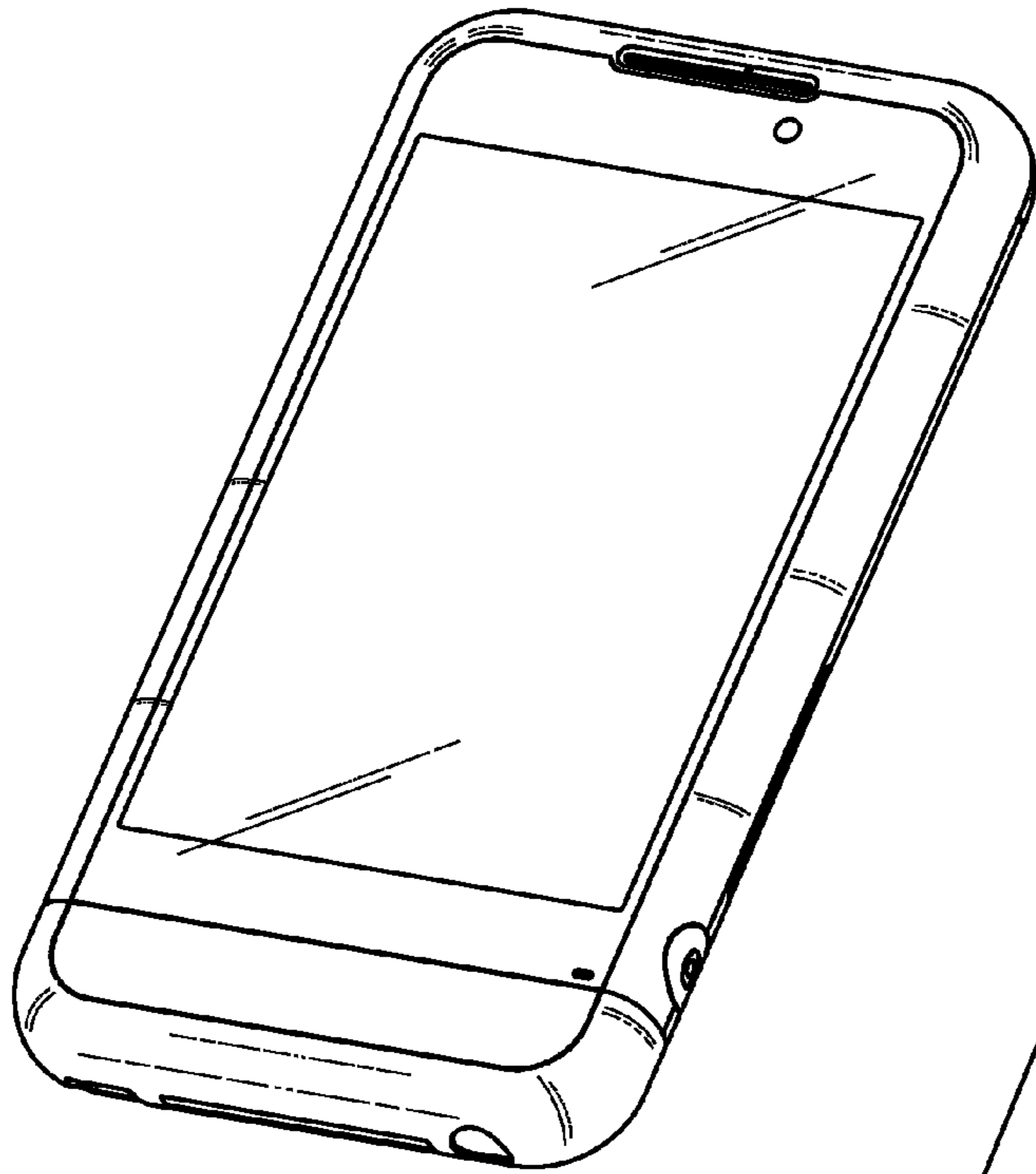


FIG. 1




FIG. 2




FIG. 3




FIG. 4

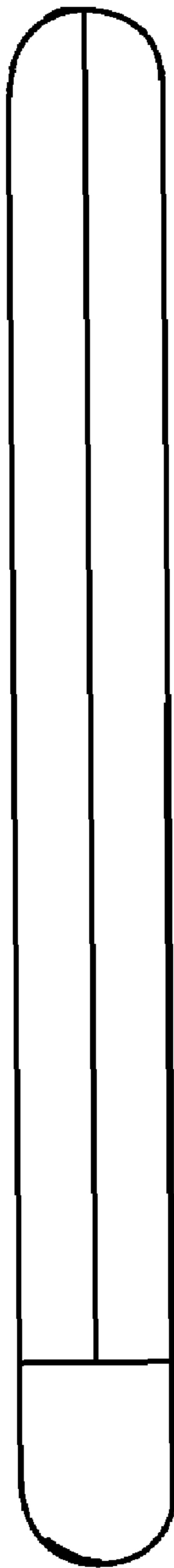


FIG. 5

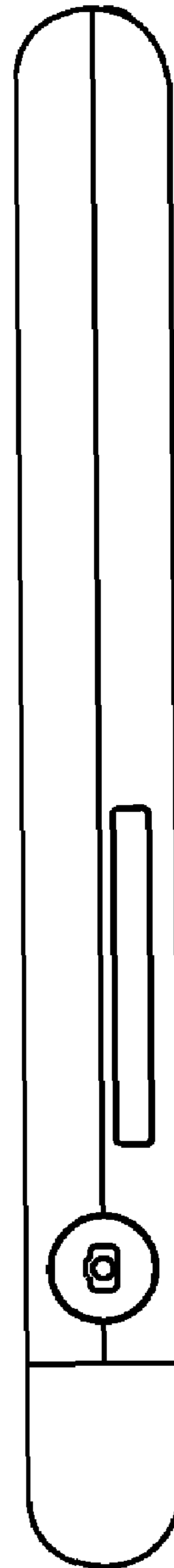


FIG. 6




FIG. 7




FIG. 8