



US00D604714S

(12) **United States Design Patent**  
**Andre et al.**

(10) **Patent No.:** **US D604,714 S**  
(45) **Date of Patent:** **\*\* Nov. 24, 2009**

(54) **ELECTRONIC DEVICE**

(75) Inventors: **Bartley K. Andre**, Menlo Park, CA (US); **Daniel J. Coster**, San Francisco, CA (US); **Daniele De Iuliis**, San Francisco, CA (US); **Evans Hankey**, San Francisco, CA (US); **Richard P. Howarth**, San Francisco, CA (US); **Jonathan P. Ive**, San Francisco, CA (US); **Duncan Robert Kerr**, San Francisco, CA (US); **Shin Nishibori**, Portola Valley, CA (US); **Matthew Dean Rohrbach**, San Francisco, CA (US); **Peter Russell-Clarke**, San Francisco, CA (US); **Douglas B. Satzger**, Menlo Park, CA (US); **Christopher J. Stringer**, Woodside, CA (US); **Eugene Antony Whang**, San Francisco, CA (US); **Rico Zorkendorfer**, San Francisco, CA (US)

(73) Assignee: **Apple Inc.**, Cupertino, CA (US)

(\*\*) Term: **14 Years**

(21) Appl. No.: **29/324,136**

(22) Filed: **Sep. 6, 2008**

**Related U.S. Application Data**

(63) Continuation of application No. 29/324,128, filed on Sep. 5, 2008.

(51) **LOC (9) Cl.** ..... **14-03**

(52) **U.S. Cl.** ..... **D14/203.3; D14/496**

(58) **Field of Classification Search** ..... D14/496, D14/401, 435, 474, 483, 217, 137, 138, 160, D14/168, 356, 203.1-203.8, 507; 345/156, 345/169, 173-179, 905; 715/727-729, 864; 710/1, 5, 8; 713/1, 600; 455/1.1, 1.7, 73, 455/344-347, 93, 95, 3.01-3.06, 550.1, 573.1; 370/342-344; 369/1, 2, 6-12; 463/43-47; 273/148 B

See application file for complete search history.

(56) **References Cited**

U.S. PATENT DOCUMENTS

6,122,526 A 9/2000 Parulski et al.  
D432,523 S 10/2000 Grinkus et al.

(Continued)

FOREIGN PATENT DOCUMENTS

CN 3513646D 3/2006

(Continued)

OTHER PUBLICATIONS

U.S. Appl. No. 29/305,583, Andre et al., Media Device, filed Mar. 24, 2008.

(Continued)

*Primary Examiner*—Prabhakar Deshmukh  
(74) *Attorney, Agent, or Firm*—Sterne, Kessler, Goldstein & Fox P.L.L.C.

(57) **CLAIM**

The ornamental design for an electronic device, as shown and described.

**DESCRIPTION**

FIG. 1 is a bottom front perspective view of an electronic device showing our new design;

FIG. 2 is a bottom rear perspective view thereof;

FIG. 3 is a top front perspective view thereof;

FIG. 4 is a front view thereof;

FIG. 5 is a rear view thereof;

FIG. 6 is a left side view thereof;

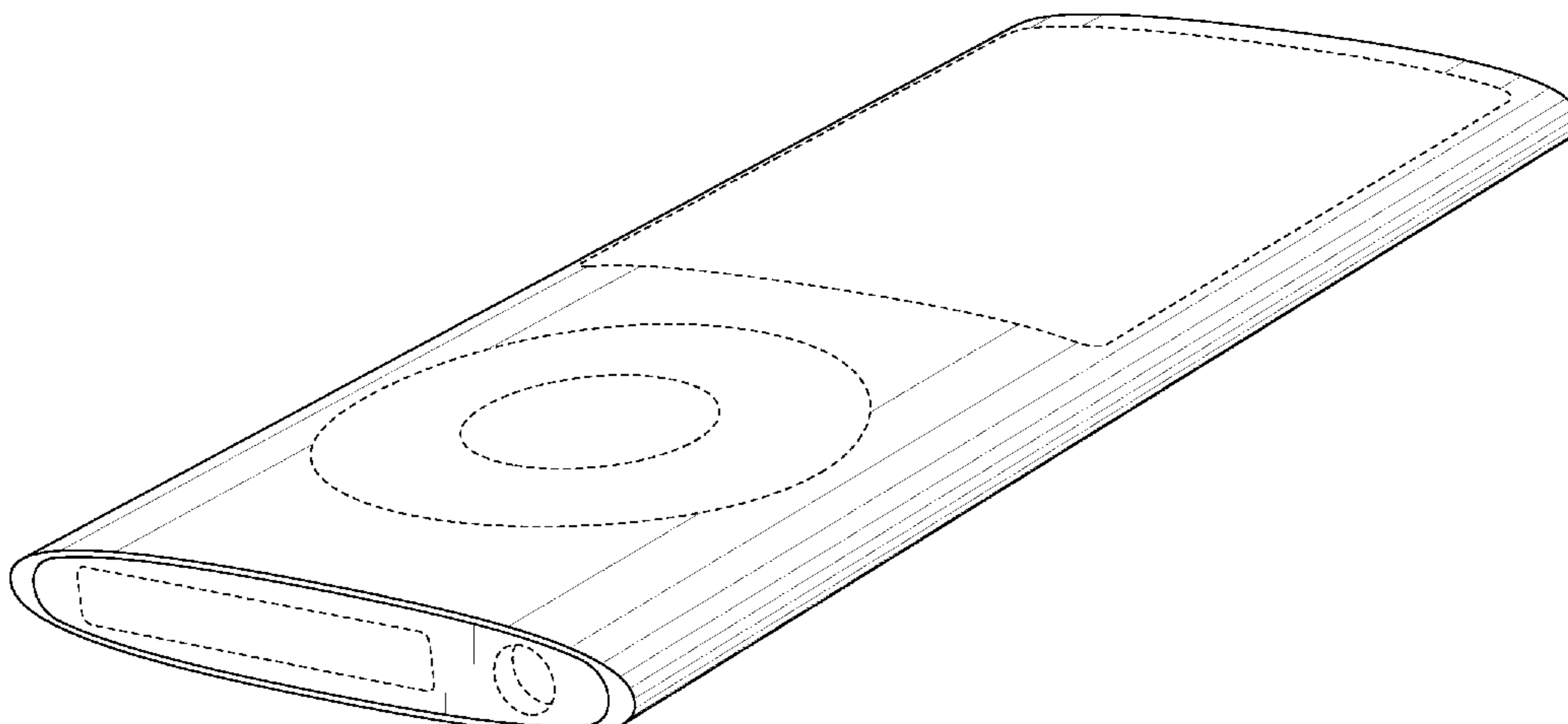
FIG. 7 is a right side view thereof;

FIG. 8 is a top view thereof; and,

FIG. 9 is a bottom view thereof.

The broken lines in the Figures show environment only and form no part of the claimed design. The shade lines in the Figures show contour and not surface ornamentation.

**1 Claim, 5 Drawing Sheets**



# US D604,714 S

Page 2

## U.S. PATENT DOCUMENTS

D469,109 S 1/2003 Andre et al.  
D489,052 S 4/2004 Shiraki et al.  
D497,618 S 10/2004 Andre et al.  
D502,677 S \* 3/2005 Baum ..... D12/209  
D503,409 S \* 3/2005 Wong et al. .... D14/203.7  
D506,476 S 6/2005 Andre et al.  
D516,576 S 3/2006 Ive et al.  
D516,579 S \* 3/2006 Nakamura ..... D14/496  
7,013,164 B2 \* 3/2006 Lin ..... 455/557  
D518,290 S 4/2006 Andre et al.  
D529,512 S \* 10/2006 Reawsanguanwong .. D14/203.3  
D538,820 S 3/2007 Andre et al.  
D539,814 S \* 4/2007 Andre et al. .... D14/203.3  
7,230,822 B2 \* 6/2007 Langberg et al. .... 361/679.23  
D548,744 S 8/2007 Andre et al.  
D548,745 S 8/2007 Andre et al.  
D555,169 S \* 11/2007 Shimizu et al. .... D14/496  
D568,338 S 5/2008 Andre et al.

D570,876 S \* 6/2008 Lee ..... D14/496  
D580,953 S 11/2008 Andre et al.

## FOREIGN PATENT DOCUMENTS

CN 3543434D 7/2006  
CN 200730131203.5 1/2008

## OTHER PUBLICATIONS

U.S. Appl. No. 29/327,484, Andre et al., Media Device, filed Nov. 6, 2008.

U.S. Appl. No. 29/324,128, Andre et al., Electronic Device, filed Sep. 5, 2008.

U.S. Appl. No. 29/324,261, Andre et al., Electronic Device, filed Sep. 9, 2008.

Saytes Reproductores MP4 Information Sheet, Saytes (online) © 2009, retrieved on Feb. 18, 2008, <URL:[http://saytes.es/product\\_into.php?products\\_id=494](http://saytes.es/product_into.php?products_id=494)>, 2 pgs.

\* cited by examiner

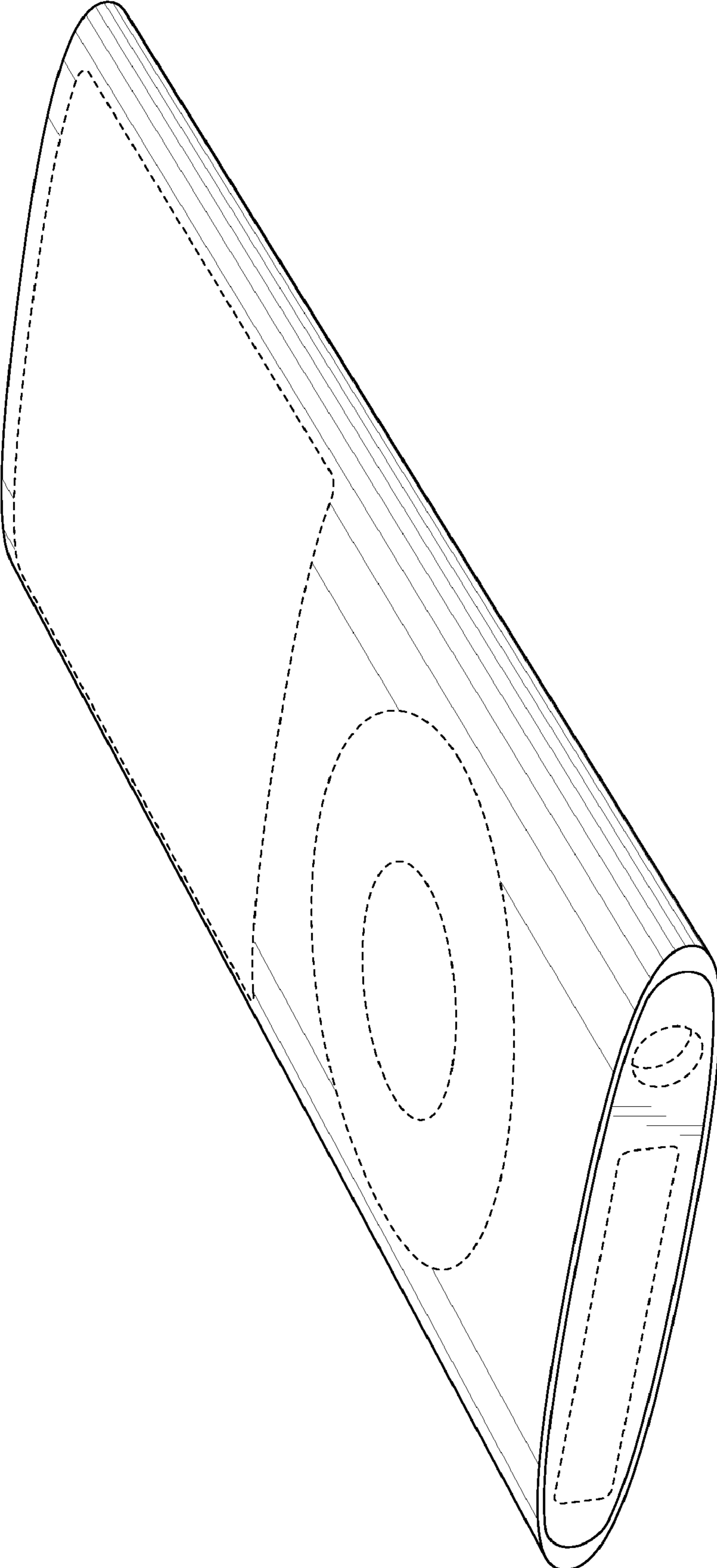


FIG. 1

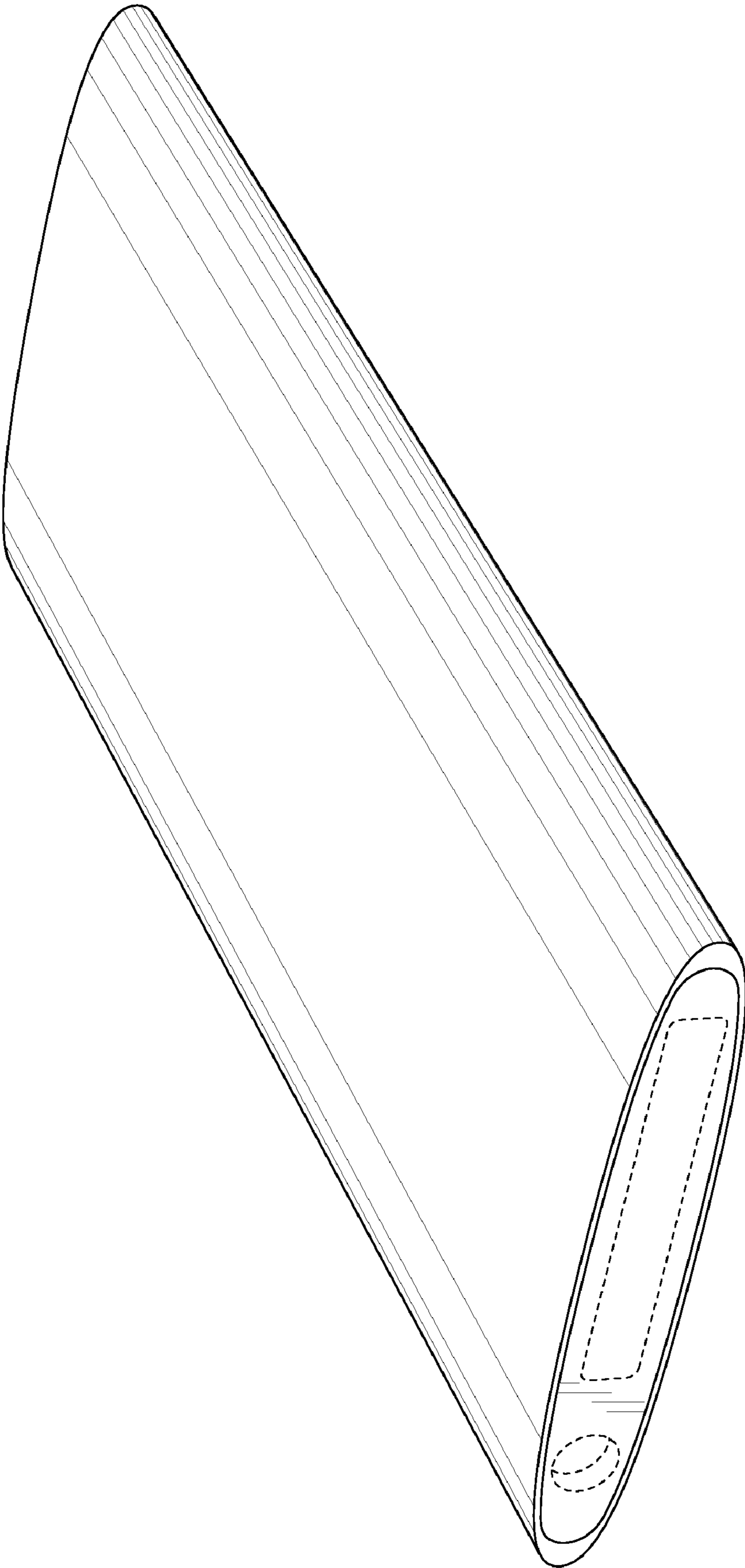


FIG. 2



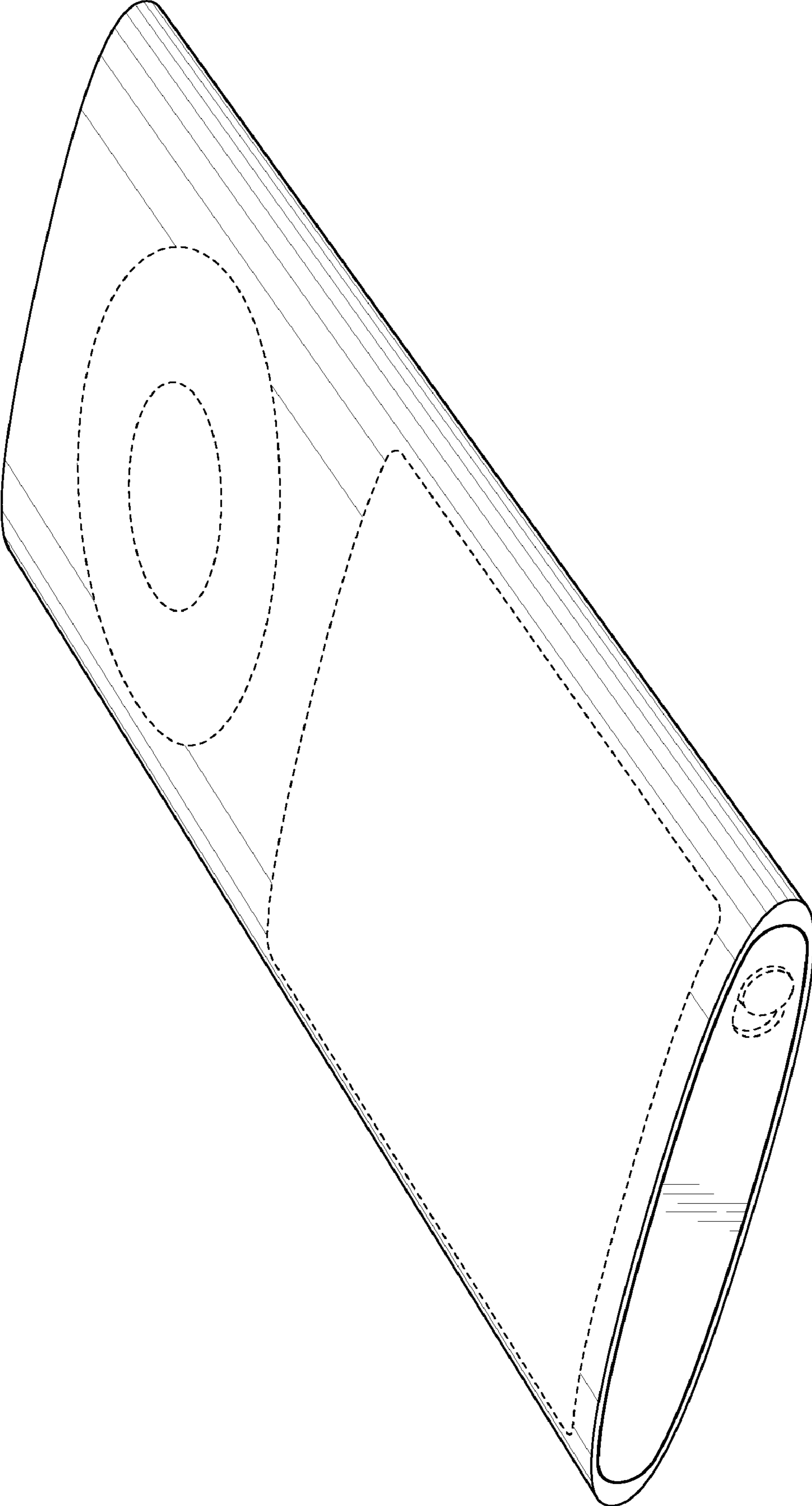
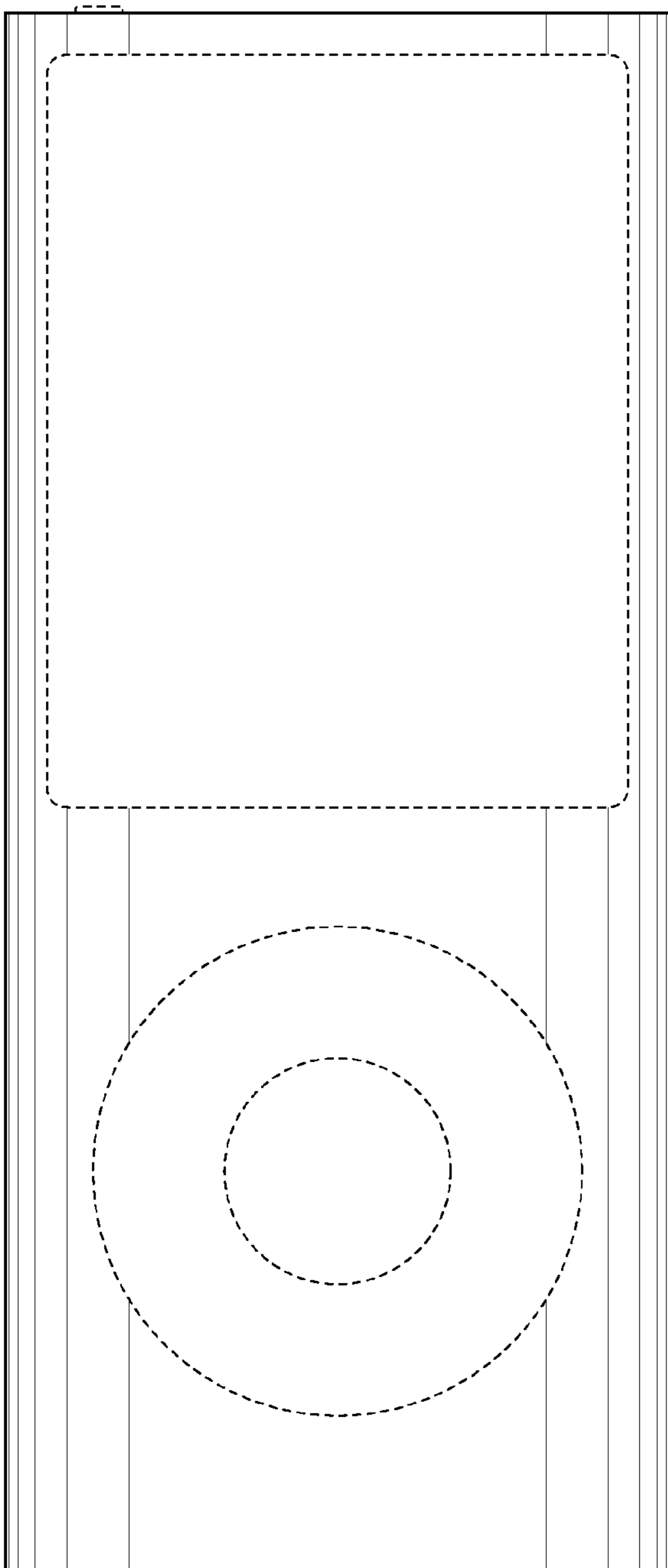



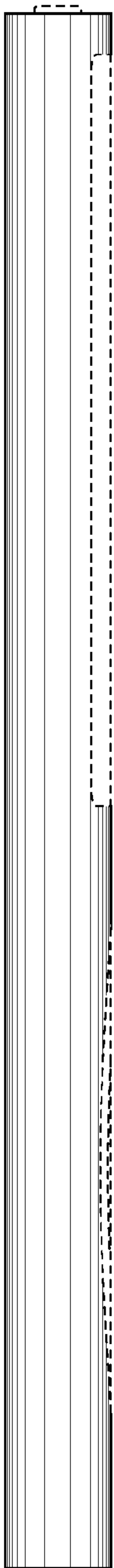
FIG. 3



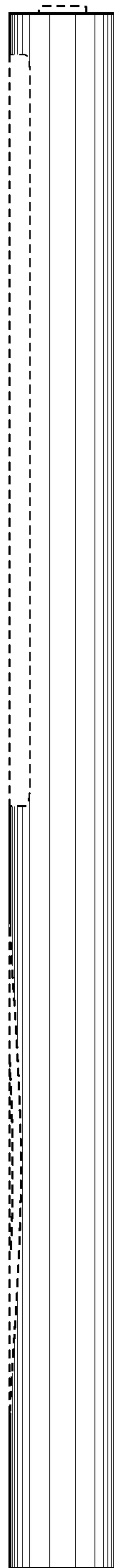
**FIG. 4**



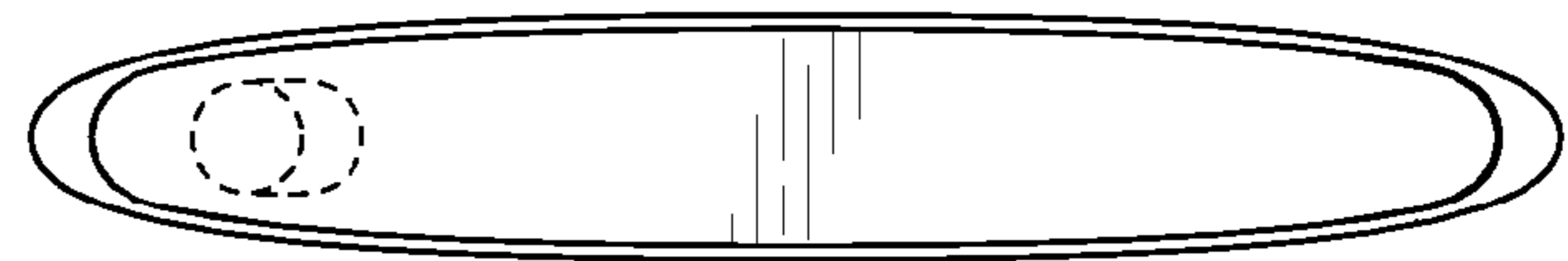
**FIG. 5**



**FIG. 6**



**FIG. 7**



**FIG. 8**



**FIG. 9**